



US00D555444S

(12) **United States Design Patent**
Ammann

(10) **Patent No.:** **US D555,444 S**

(45) **Date of Patent:** **** Nov. 20, 2007**

(54) **SAW BLADE**

(75) Inventor: **Yves Ammann**, Zuchwil (CH)

(73) Assignee: **Robert Bosch GmbH**, Stuttgart (DE)

(**) Term: **14 Years**

(21) Appl. No.: **29/279,952**

(22) Filed: **May 11, 2007**

Related U.S. Application Data

(62) Division of application No. 29/232,864, filed on Jun. 24, 2005.

(30) **Foreign Application Priority Data**

Mar. 3, 2005 (DE) 405 01 227

(51) **LOC (8) Cl.** **08-03**

(52) **U.S. Cl.** **D8/20**

(58) **Field of Classification Search** D8/14,
D8/16, 18-20, 33, 40-43, 45, 70.1, 90-92,
D8/95, 98, 99, 102; D18/56, 57, 34.3; D19/65;
D22/117, 118; D27/195, 196; 30/166.3,
30/289-291, 293, 294, 314, 320, 355-357
See application file for complete search history.

(56) **References Cited**

U.S. PATENT DOCUMENTS

D406,039 S * 2/1999 Okada D8/95

6,244,152 B1 * 6/2001 Di Nicolantonio 83/835

D465,138 S * 11/2002 Raines D8/20

D482,945 S * 12/2003 Grolimund D8/20

D493,340 S * 7/2004 Pyatt D8/20

* cited by examiner

Primary Examiner—Robert M. Spear

Assistant Examiner—Garth Rademaker

(74) *Attorney, Agent, or Firm*—Michael J. Striker

(57) **CLAIM**

The ornamental design for a saw blade, as shown and described.

DESCRIPTION

FIG. 1 is a left side view of a saw blade showing my new design;

FIG. 2 is a right side view thereof;

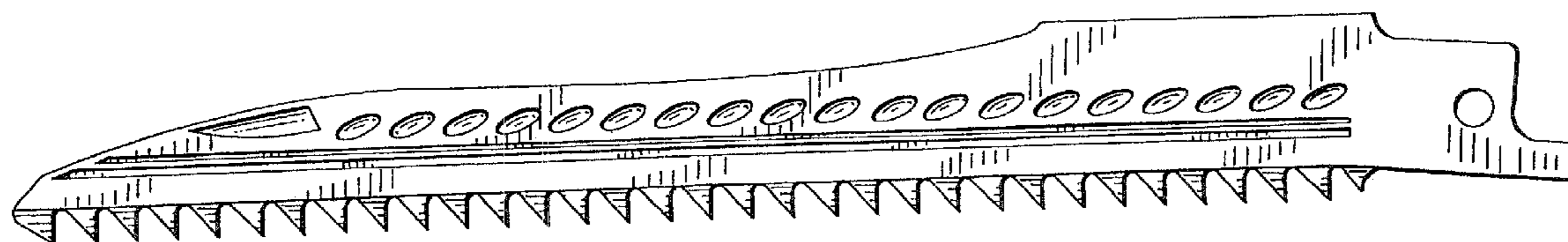
FIG. 3 is a top view thereof;

FIG. 4 is a bottom view thereof;

FIG. 5 is a front view thereof; and,

FIG. 6 is a rear view thereof.

1 Claim, 2 Drawing Sheets



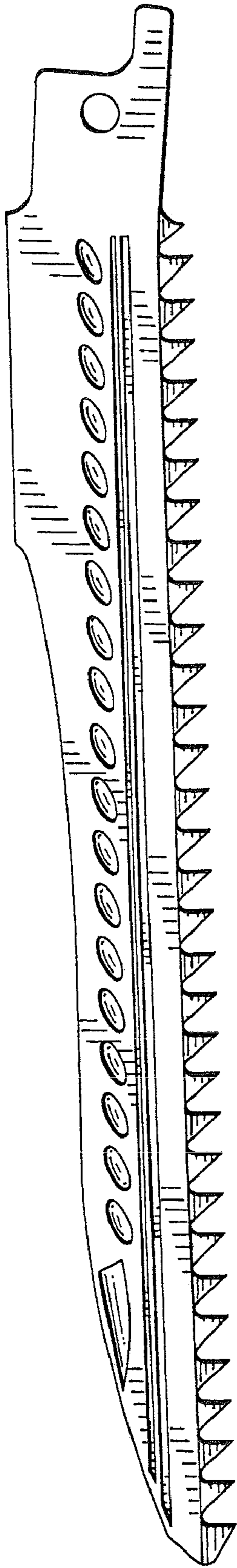


FIG. 1

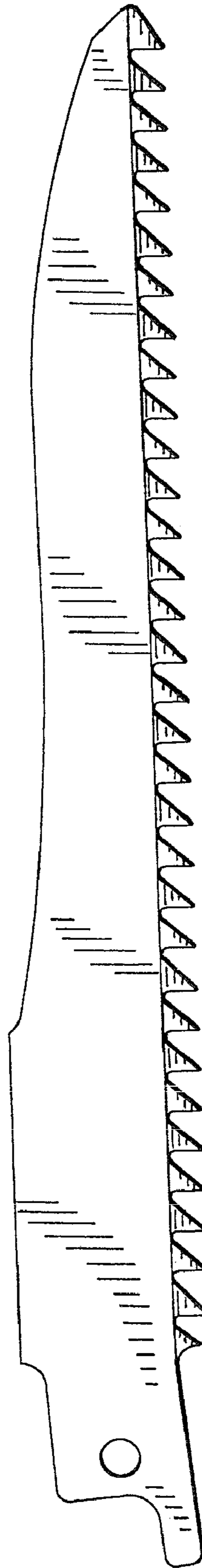


FIG. 2

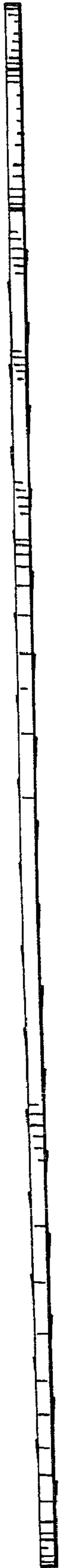


FIG. 3



FIG. 4



FIG. 6



FIG. 5