



US00D555443S

(12) **United States Design Patent**
Hunt

(10) **Patent No.:** **US D555,443 S**

(45) **Date of Patent:** **** Nov. 20, 2007**

(54) **SERRATED BLADE**

(76) **Inventor:** **Donald Hunt**, 15318 Beaufort Dr.,
Pride, LA (US) 70770

(**) **Term:** **14 Years**

(21) **Appl. No.:** **29/251,659**

(22) **Filed:** **Jan. 11, 2006**

(51) **LOC (8) Cl.** **08-03**

(52) **U.S. Cl.** **D8/20**

(58) **Field of Classification Search** D7/649,
D7/650; D8/19, 20, 90-92, 95, 96, 98, 99;
D22/117, 118; 30/166.33, 346.56, 355-357
See application file for complete search history.

(56) **References Cited**

U.S. PATENT DOCUMENTS

401,442 A *	4/1889	Lefébure	30/353
D48,474 S *	1/1916	Lehrmann	D7/650
1,219,161 A *	3/1917	Rowland	30/166.3
D57,561 S *	4/1921	Wilson	D8/19

2,319,980 A *	5/1943	Des Jardins	30/346.56
3,364,574 A *	1/1968	Stelljes et al.	30/166.3
3,574,937 A *	4/1971	Wolfe	30/355
3,738,001 A *	6/1973	Roche	D8/98
D265,791 S *	8/1982	Fieni	D8/19
D406,153 S *	2/1999	Holzer et al.	D15/32
D455,057 S *	4/2002	Medhurst	D8/20

* cited by examiner

Primary Examiner—Robert M. Spear

Assistant Examiner—Garth Rademaker

(74) *Attorney, Agent, or Firm*—Medlen & Carroll, LLP

(57) **CLAIM**

I claim the ornamental design for a serrated blade, as shown.

DESCRIPTION

FIG. 1 is a top plan view of a serrated blade;

FIG. 2 is a top, front, right side perspective view thereof;

FIG. 3 is a top, front, left side perspective view thereof; and,

FIG. 4 is a left side elevation view thereof.

1 Claim, 4 Drawing Sheets

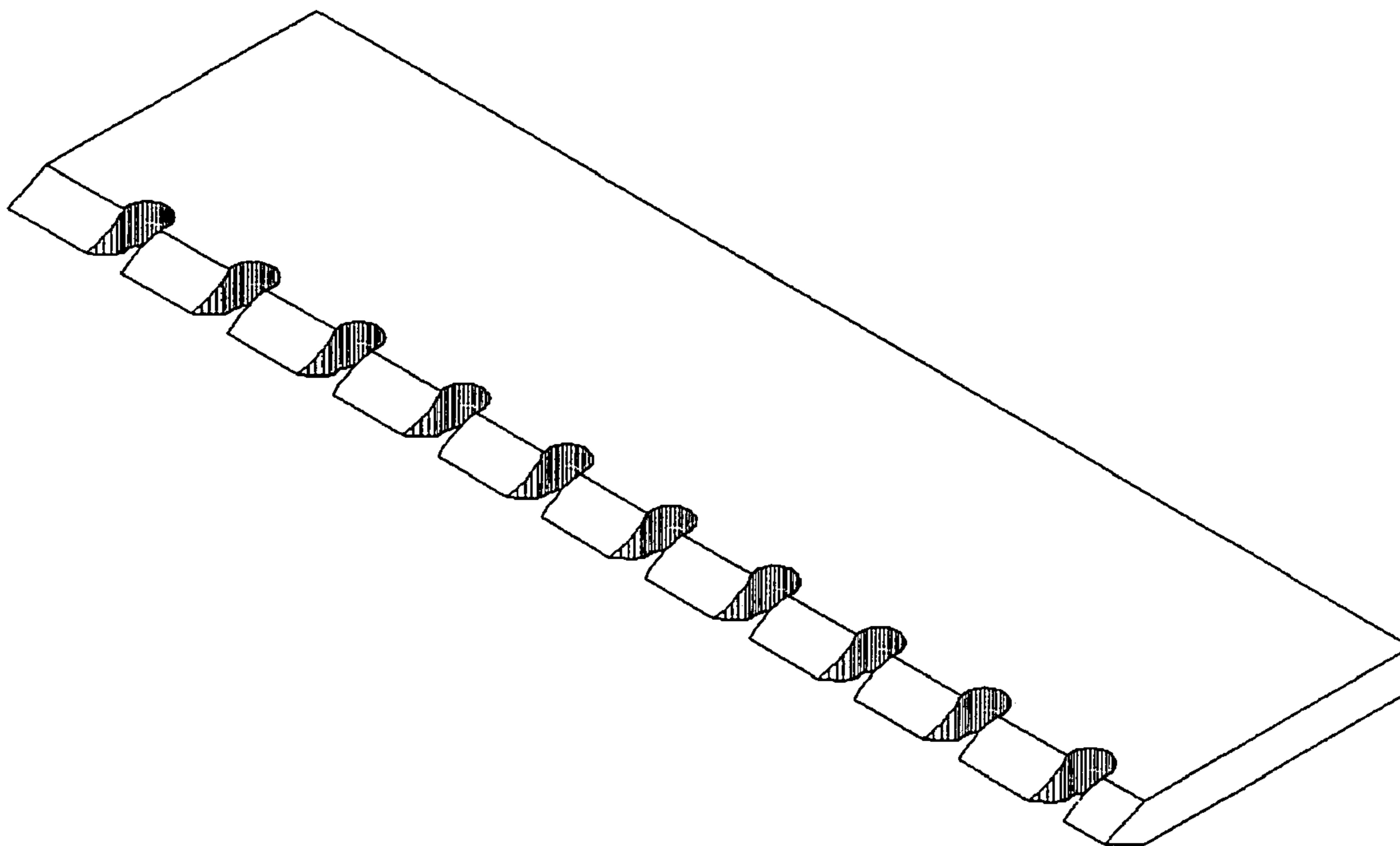


Figure 1

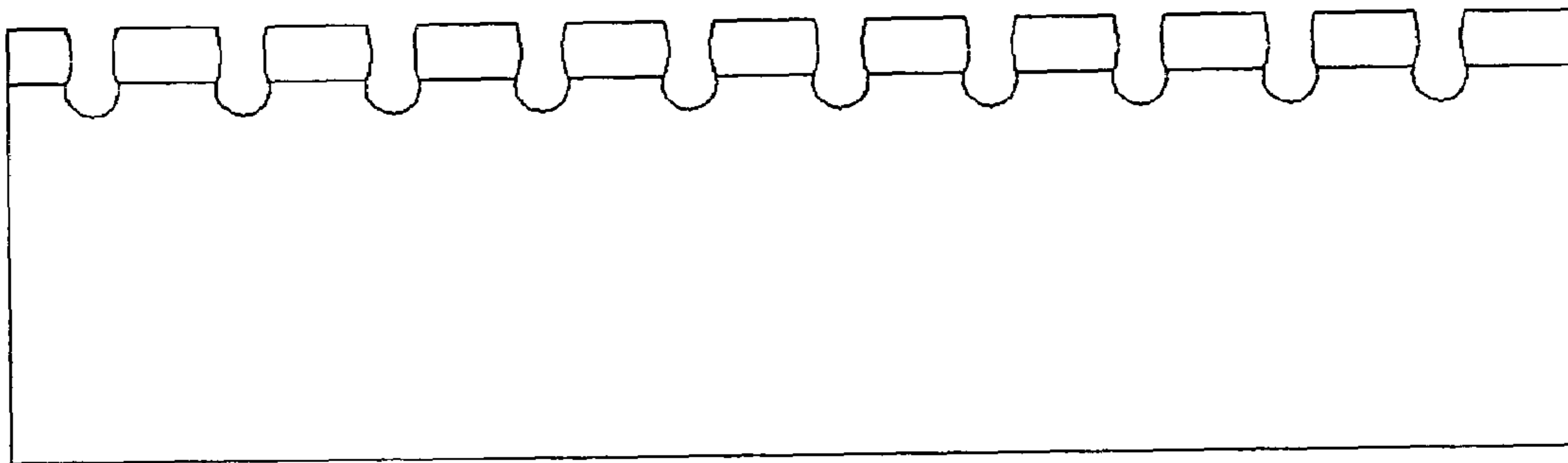


Figure 2

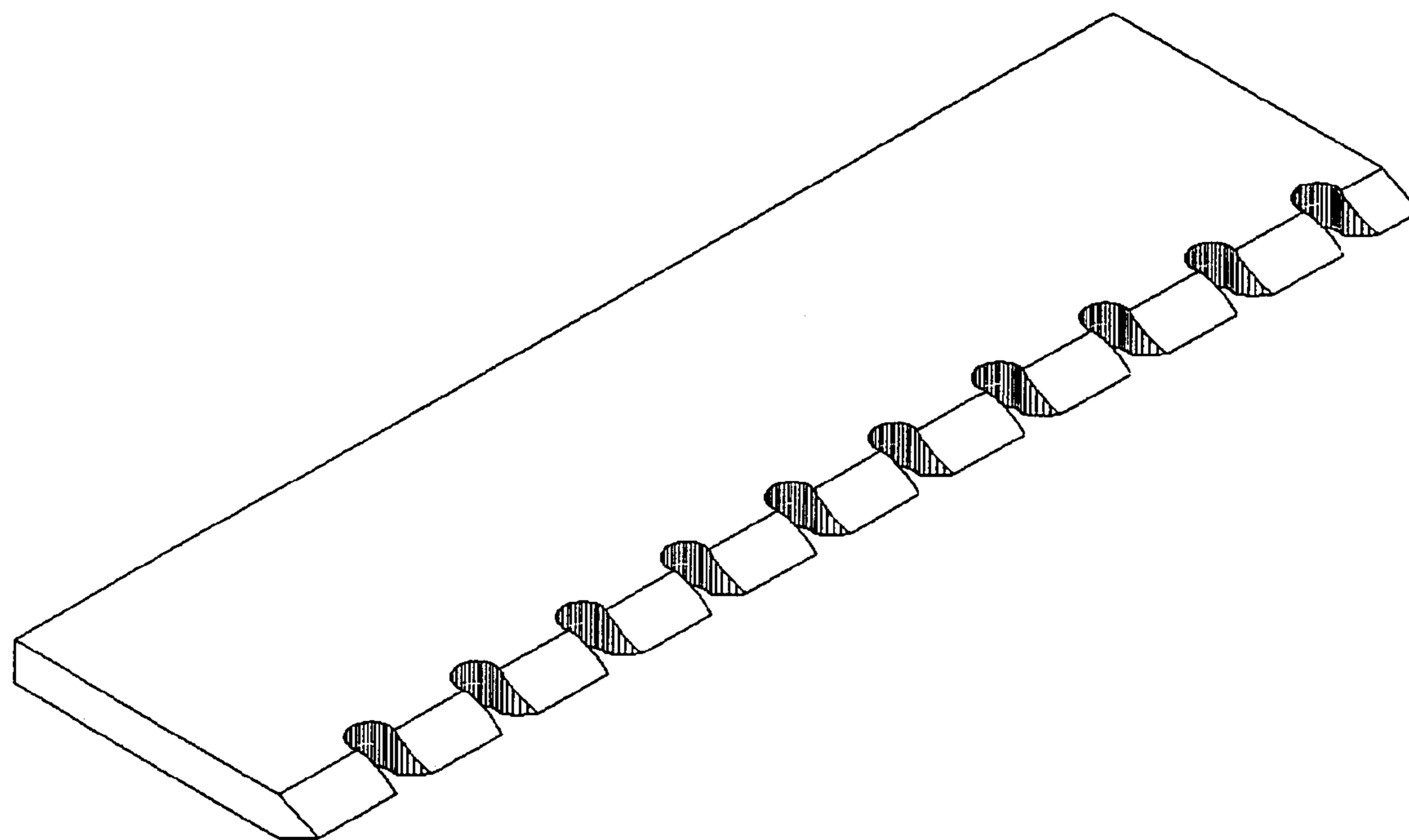


Figure 3

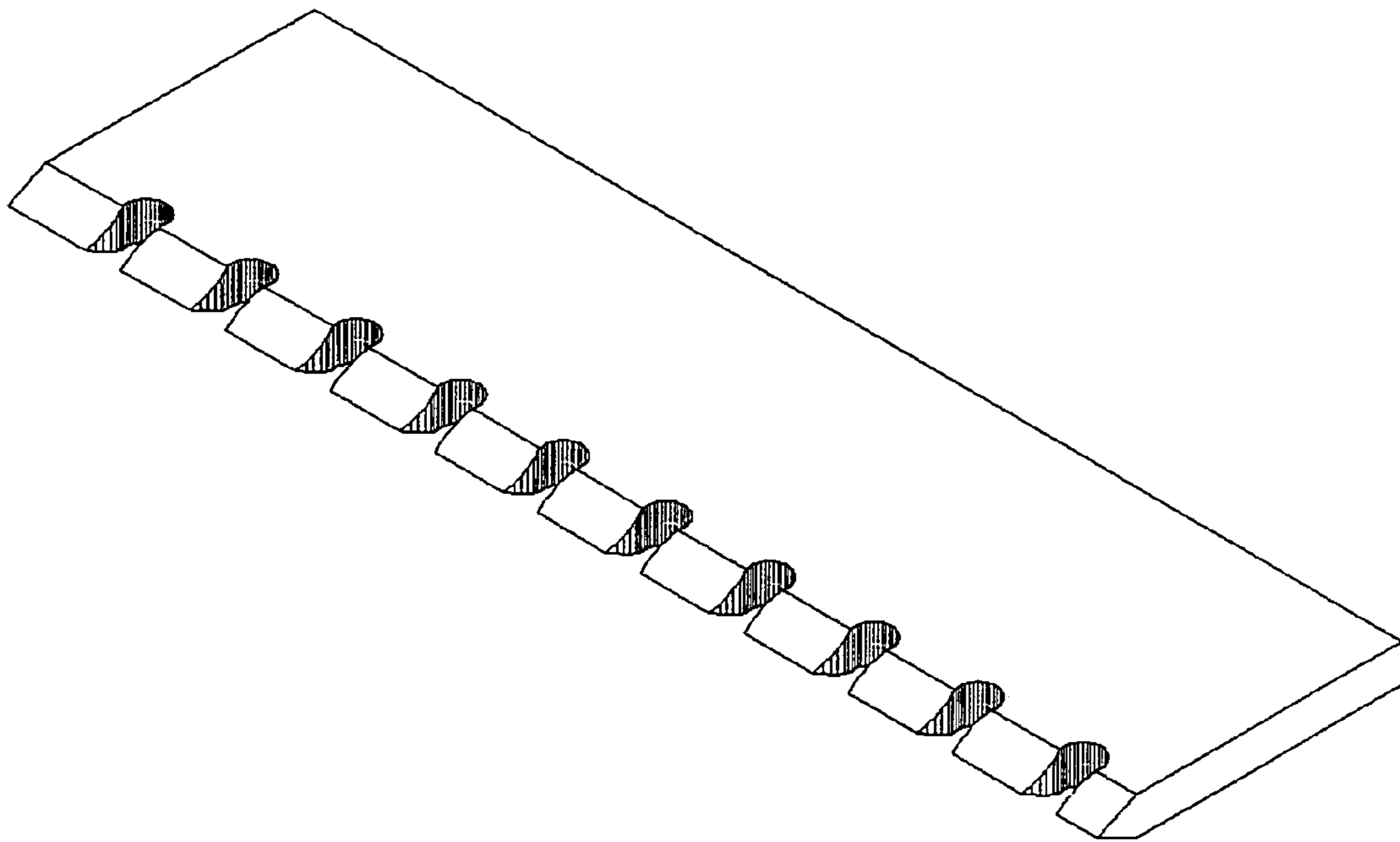


Figure 4

