



US00D555442S

(12) **United States Design Patent**
Kaposi

(10) **Patent No.:** **US D555,442 S**

(45) **Date of Patent:** **** Nov. 20, 2007**

(54) **HERB SCISSORS**

D427,859 S * 7/2000 Deville D8/5
D458,816 S * 6/2002 Meyerratken D8/5
D474,946 S * 5/2003 Huang D8/5

(75) Inventor: **Sascha Kaposi**, Tacoma, WA (US)

(73) Assignee: **Progressive International Corporation**, Kent, WA (US)

* cited by examiner

(**) Term: **14 Years**

Primary Examiner—Holly H. Baynham
Assistant Examiner—Sheryl Friedman
(74) *Attorney, Agent, or Firm*—Black Lowe & Graham, PLLC

(21) Appl. No.: **29/257,188**

(22) Filed: **Mar. 30, 2006**

(57) **CLAIM**

(51) **LOC (8) Cl.** **08-01**

I claim the ornamental design for the herb scissors, as shown.

(52) **U.S. Cl.** **D8/5**

(58) **Field of Classification Search** D8/4,
D8/5, 57, 58; 30/252, 261, 262

See application file for complete search history.

DESCRIPTION

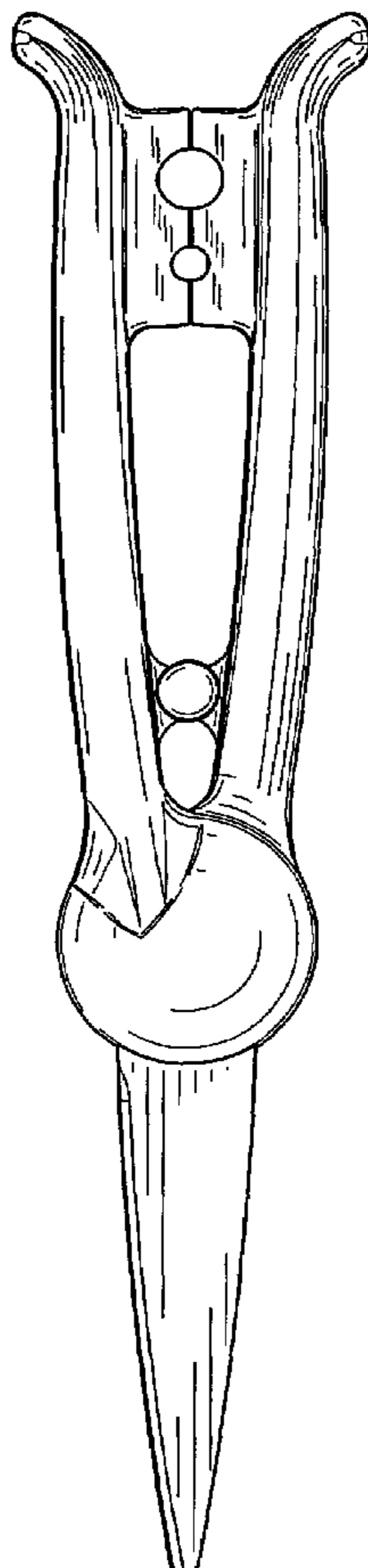
(56) **References Cited**

U.S. PATENT DOCUMENTS

D231,311 S * 4/1974 Rogers D8/5
D239,080 S * 3/1976 Stevenson D8/5
D266,478 S * 10/1982 Bladen D8/5
D269,491 S * 6/1983 Pittaway D8/5
D353,523 S * 12/1994 Her D8/5
D354,890 S * 1/1995 Concari et al. D8/5
D414,387 S * 9/1999 Hung D8/5

FIG. 1 is a front view of the herb scissors;
FIG. 2 is a right side view of the herb scissors;
FIG. 3 is a left side view of the herb scissors;
FIG. 4 is a back view of the herb scissors;
FIG. 5 is a bottom view of the herb scissors;
FIG. 6 is a top view of the herb scissors; and,
FIG. 7 is a perspective view of the herb scissors.

1 Claim, 4 Drawing Sheets



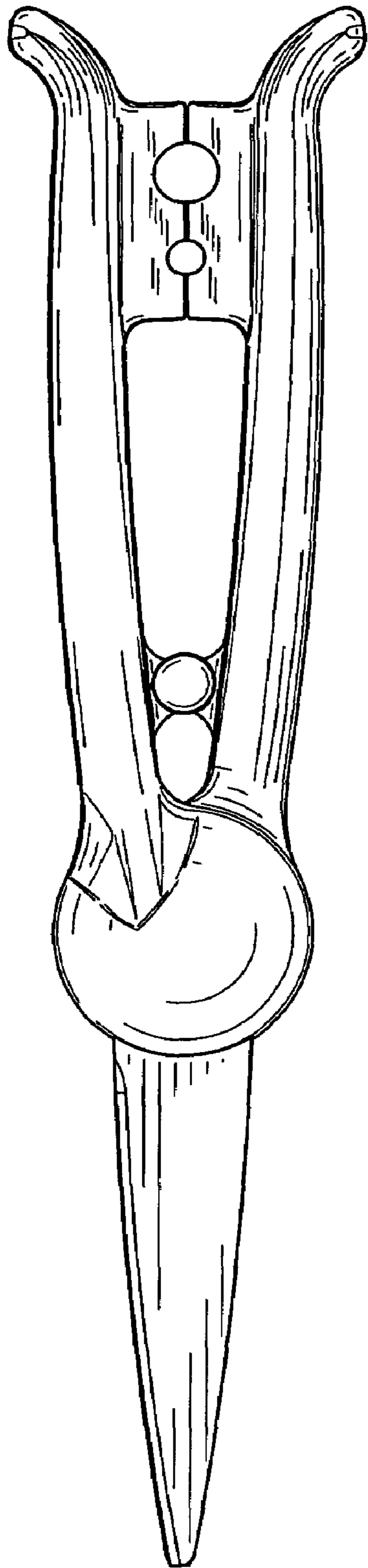


FIG. 1



FIG. 2

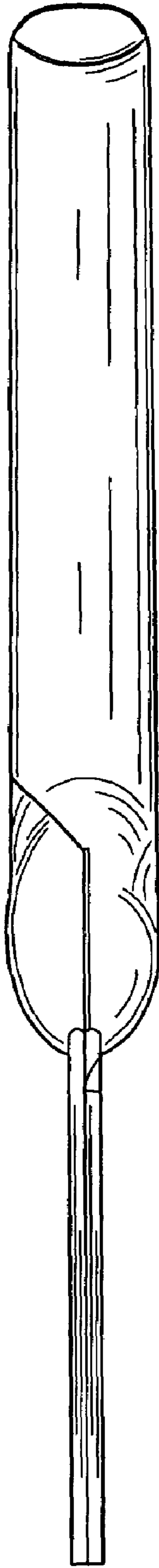


FIG. 3

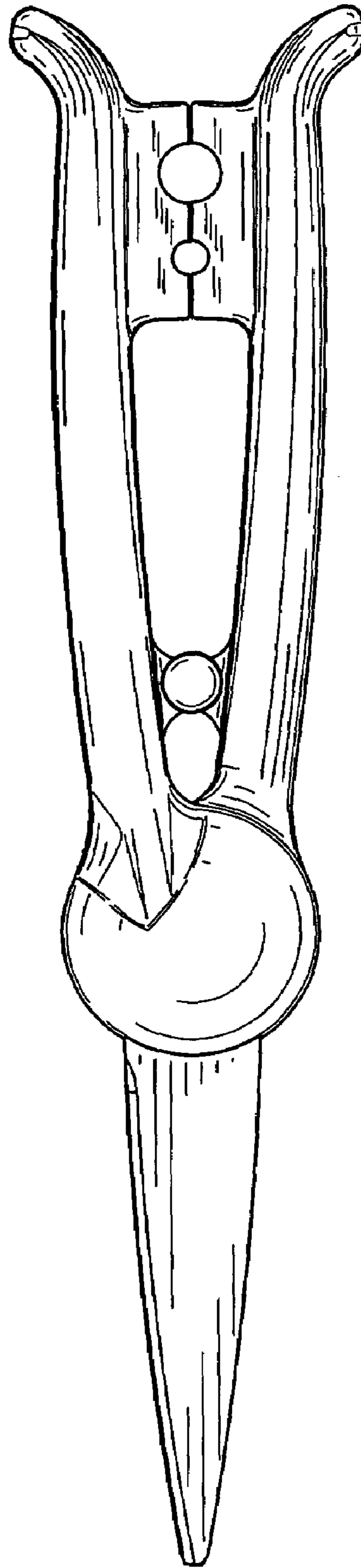


FIG. 4

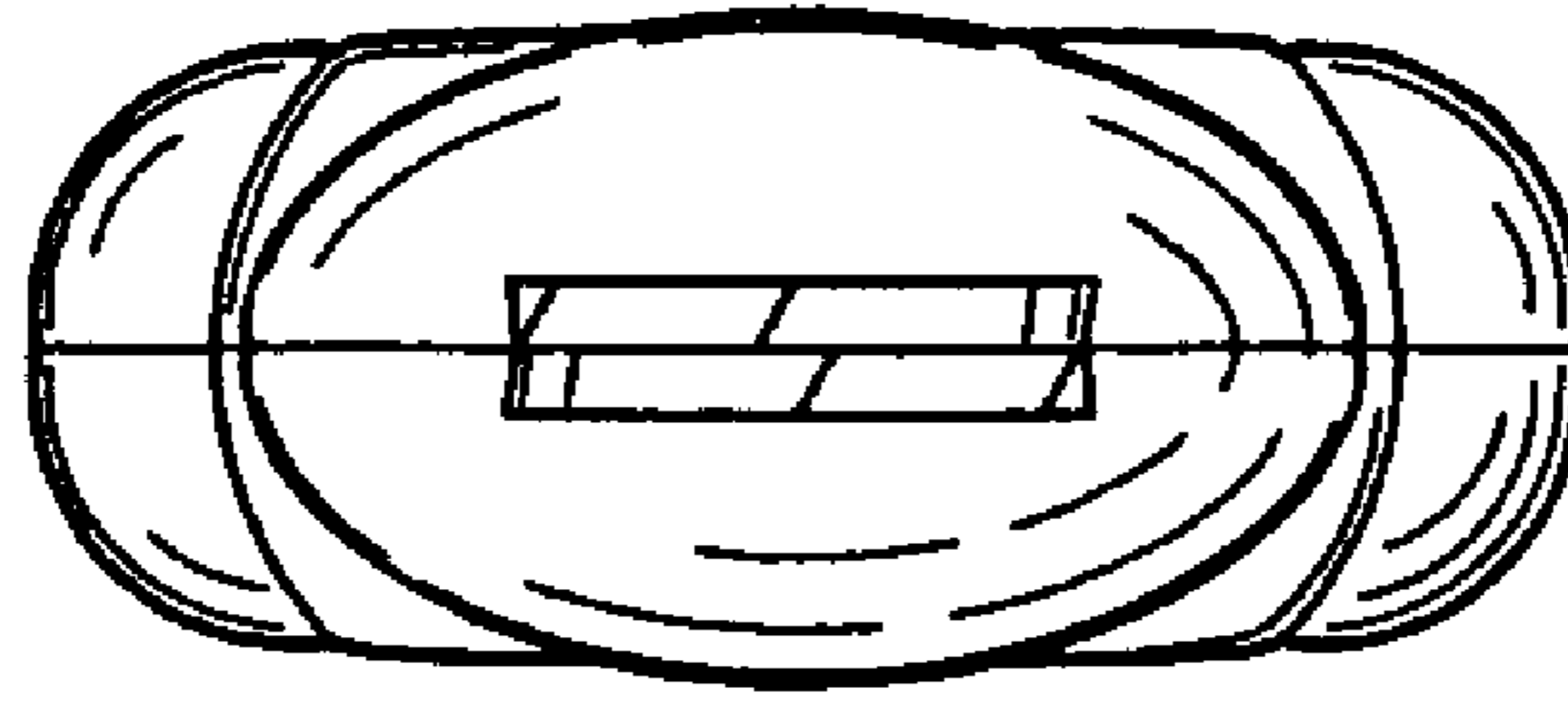


FIG. 5

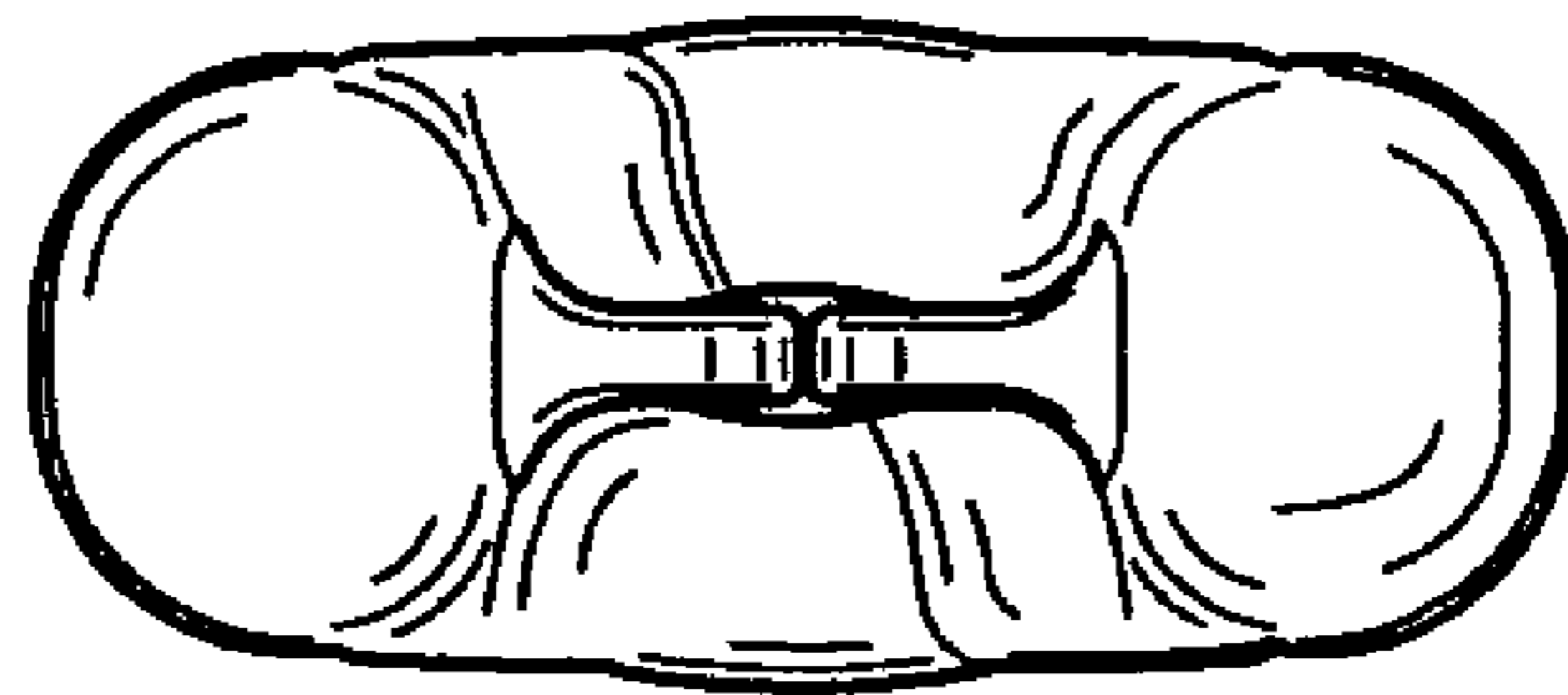


FIG. 6

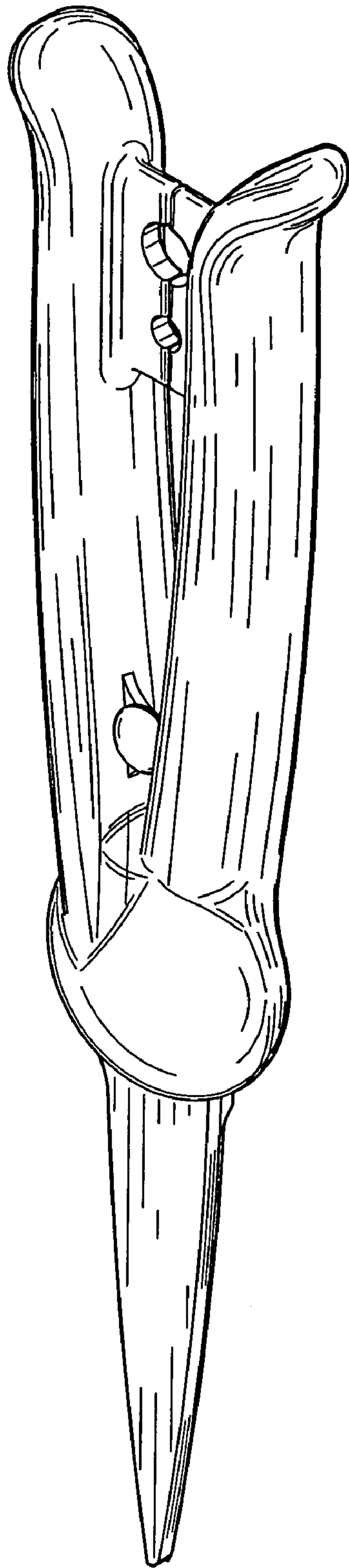


FIG. 7