



US00D555436S

(12) **United States Design Patent**  
**Slothower**

(10) **Patent No.:** **US D555,436 S**

(45) **Date of Patent:** **\*\* Nov. 20, 2007**

(54) **CHEF'S THERMOMETER FORK**

D439,809 S \* 4/2001 Ming et al. .... D7/683  
D451,771 S \* 12/2001 Sanoner ..... D7/683

(75) Inventor: **Erich Douglas Slothower**, Mill Valley,  
CA (US)

\* cited by examiner

(73) Assignee: **Williams Sonoma, Inc.**, San Francisco,  
CA (US)

*Primary Examiner*—Terry A Wallace

(74) *Attorney, Agent, or Firm*—Dergosits & Noah LLP

(\*\*) Term: **14 Years**

(57) **CLAIM**

(21) Appl. No.: **29/265,773**

The ornamental design for a chef's thermometer fork, as shown and described.

(22) Filed: **Sep. 9, 2006**

**DESCRIPTION**

(51) **LOC (8) Cl.** ..... **07-02**

(52) **U.S. Cl.** ..... **D7/683; D10/46**

(58) **Field of Classification Search** ..... D7/682-696;  
D10/52, 57; 294/1.1, 5, 26, 50, 55.5; 30/322,  
30/323, 123, 142

See application file for complete search history.

FIG. 1 is a perspective view of a chef's thermometer fork showing my new design;

FIG. 2 is a front view thereof;

FIG. 3 is a rear view thereof;

FIG. 4 is a top plan view thereof;

FIG. 5 is a bottom plan view thereof;

FIG. 6 is a left side view thereof; and,

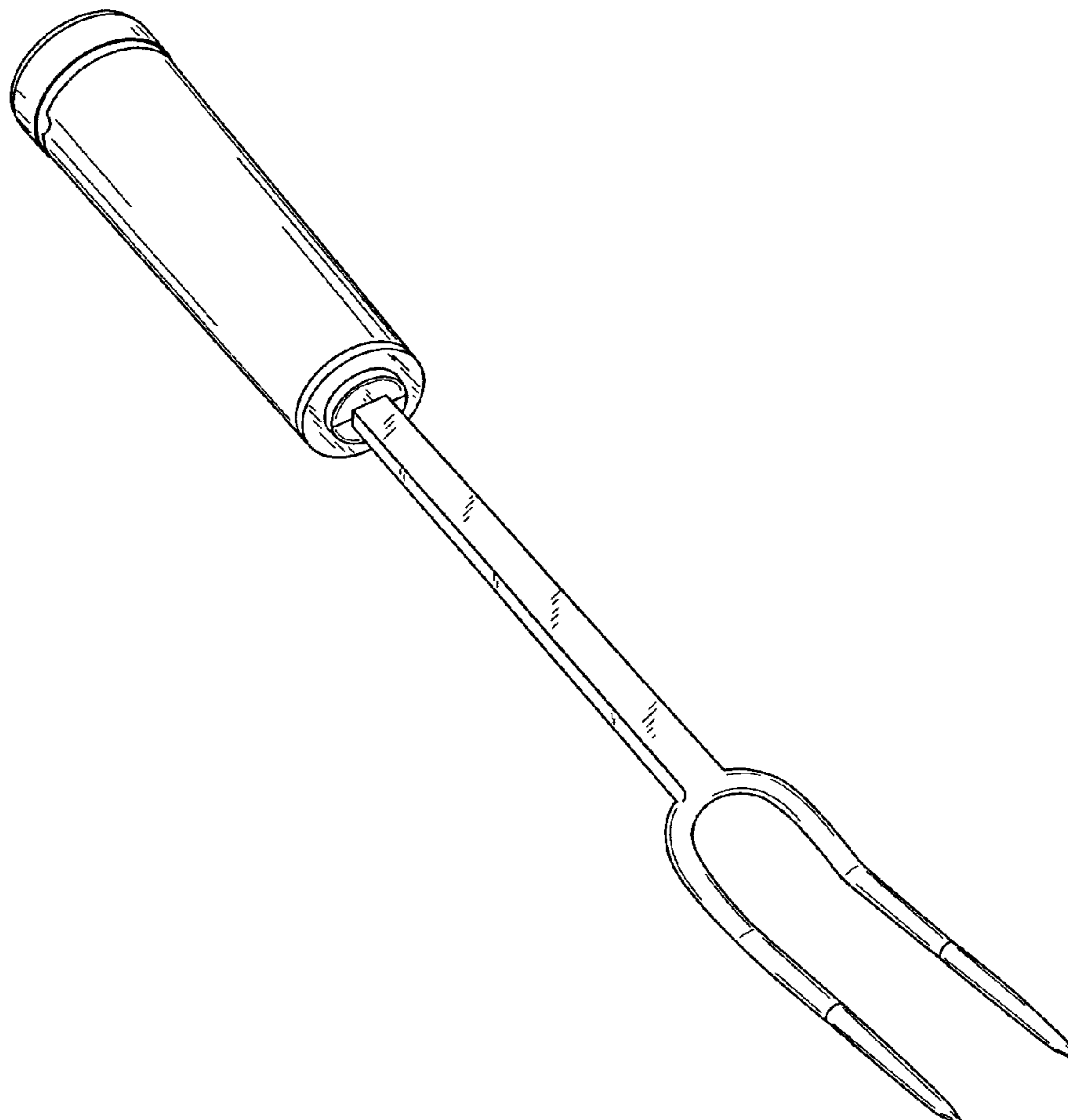
FIG. 7 is a right side view thereof.

(56) **References Cited**

**U.S. PATENT DOCUMENTS**

3,552,210 A \* 1/1971 Wright, Jr. .... 374/155  
D258,940 S \* 4/1981 Zelinski ..... D10/46  
D272,406 S \* 1/1984 Steiner ..... D7/683

**1 Claim, 3 Drawing Sheets**




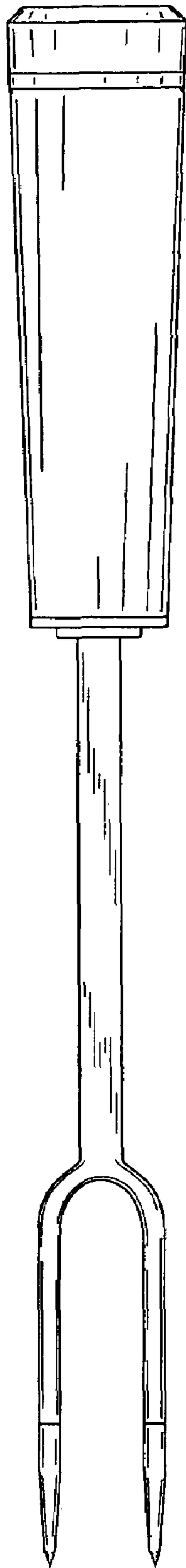


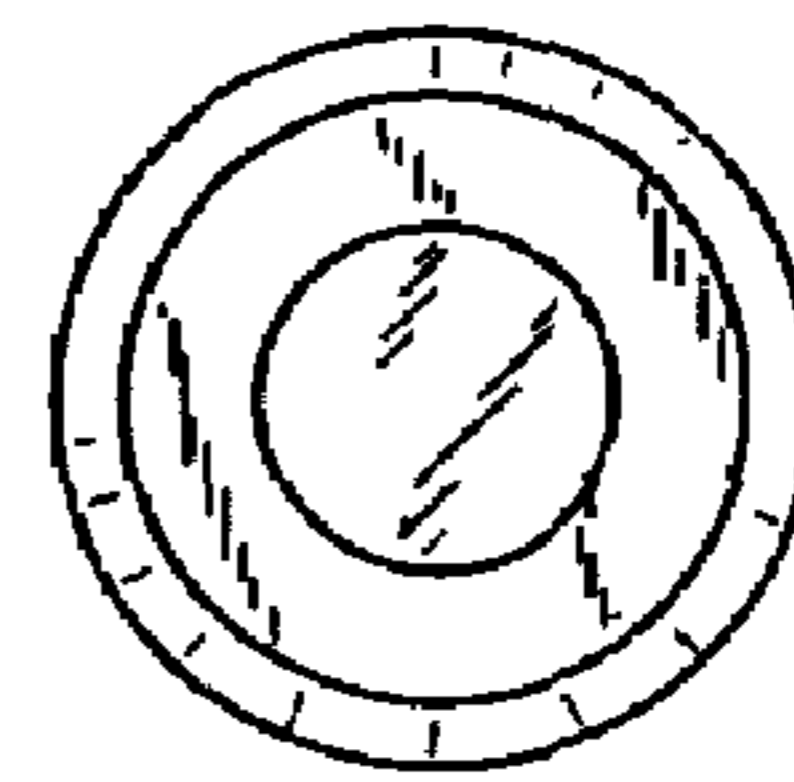
FIG. 1



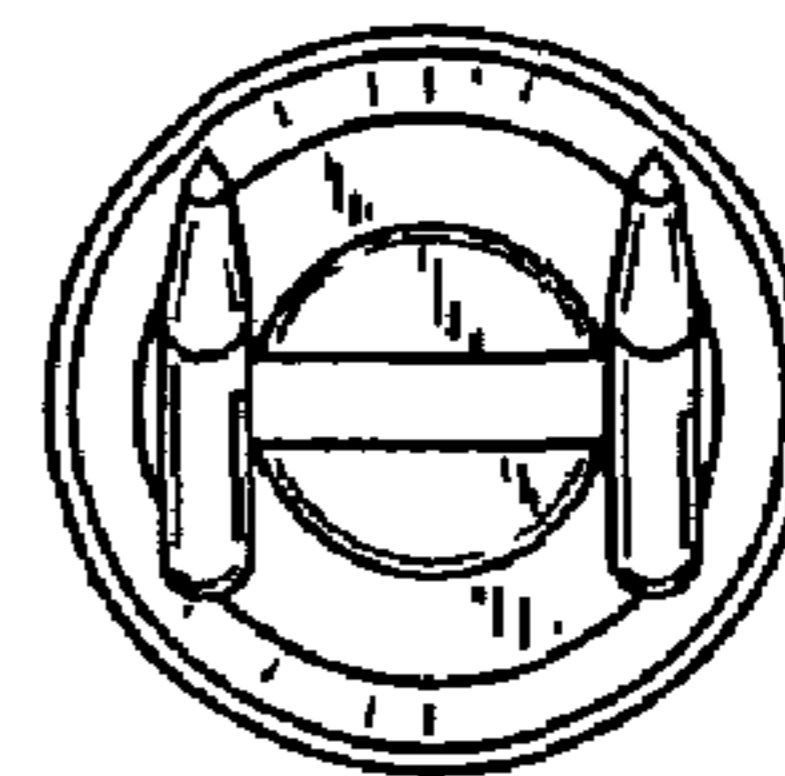
**FIG. 2**



**FIG. 3**



**FIG. 4**



**FIG. 5**

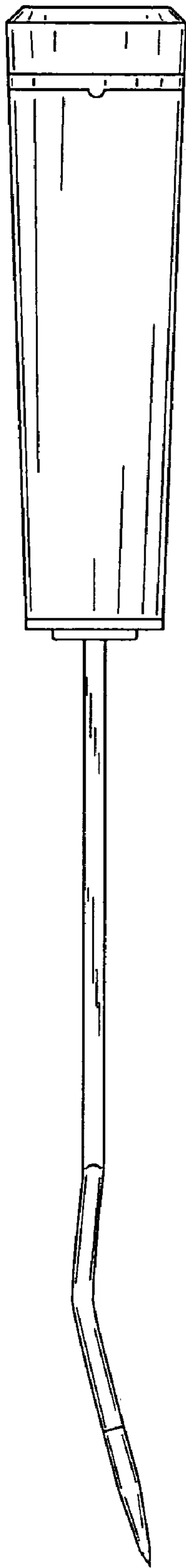


FIG. 6

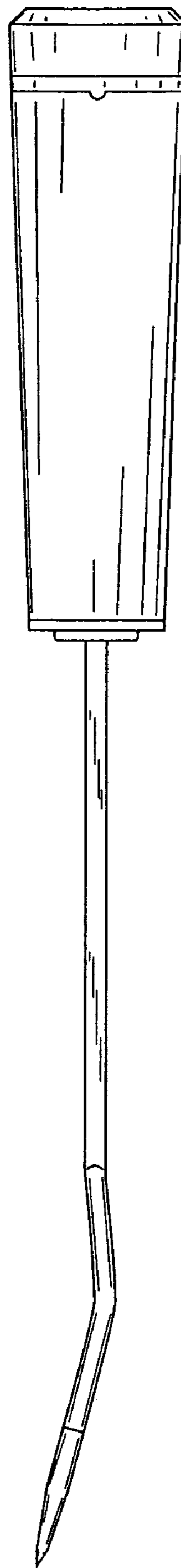


FIG. 7