



US00D555435S

(12) **United States Design Patent**  
**Hadj-Chikh et al.**

(10) **Patent No.:** **US D555,435 S**

(45) **Date of Patent:** **\*\* Nov. 20, 2007**

(54) **SPICE GRINDER**

(57) **CLAIM**

(75) Inventors: **Sharon Hadj-Chikh**, Buffalo, NY (US); **Paul Hatch**, Chiacago, IL (US); **Kristian Buschmann**, Chicago, IL (US)

The ornamental design for a spice grinder, substantially as shown and described.

(73) Assignee: **Robinson Home Products, Inc.**, Buffalo, NY (US)

**DESCRIPTION**

(\*\*) Term: **14 Years**

FIG. 1 is a front elevational view of a first configuration of the spice grinder assembly;

(21) Appl. No.: **29/249,177**

FIG. 2 is a rear elevational view of the spice grinder assembly of FIG. 1;

(22) Filed: **Sep. 26, 2006**

FIG. 3 is a left side elevational view of the spice grinder assembly of FIG. 1, wherein the right side elevational view is a mirror image thereof;

(51) **LOC (8) Cl.** ..... **07-06**

(52) **U.S. Cl.** ..... **D7/679**

(58) **Field of Classification Search** ..... D7/679,  
D7/590-598, 401.1, 372, 373; D9/500, 503,  
D9/549, 559, 574, 575, 905; 222/142.1,  
222/142.49, 452, 480-482; 241/93, 168,  
241/169.1, 285.3

FIG. 4 is a top plan view of the spice grinder assembly of FIG. 1;

FIG. 5 is a bottom plan view of the spice grinder assembly of FIG. 1;

See application file for complete search history.

FIG. 6 is a front elevational view of a second configuration of the spice grinder assembly;

(56) **References Cited**

**U.S. PATENT DOCUMENTS**

3,235,130	A *	2/1966	Waither et al.	.....	222/142.9
3,302,813	A *	2/1967	Schaich	.....	220/4.21
3,476,297	A *	11/1969	Swett et al.	.....	222/480
D437,742	S *	2/2001	Young et al.	.....	D7/679
D484,371	S *	12/2003	Tang et al.	.....	D7/679

FIG. 7 is a rear elevational view of the spice grinder assembly of FIG. 6;

FIG. 8 is a left side elevational view of the spice grinder assembly of FIG. 6.

\* cited by examiner

FIG. 9 is a top plan view of the spice grinder assembly of FIG. 6; and,

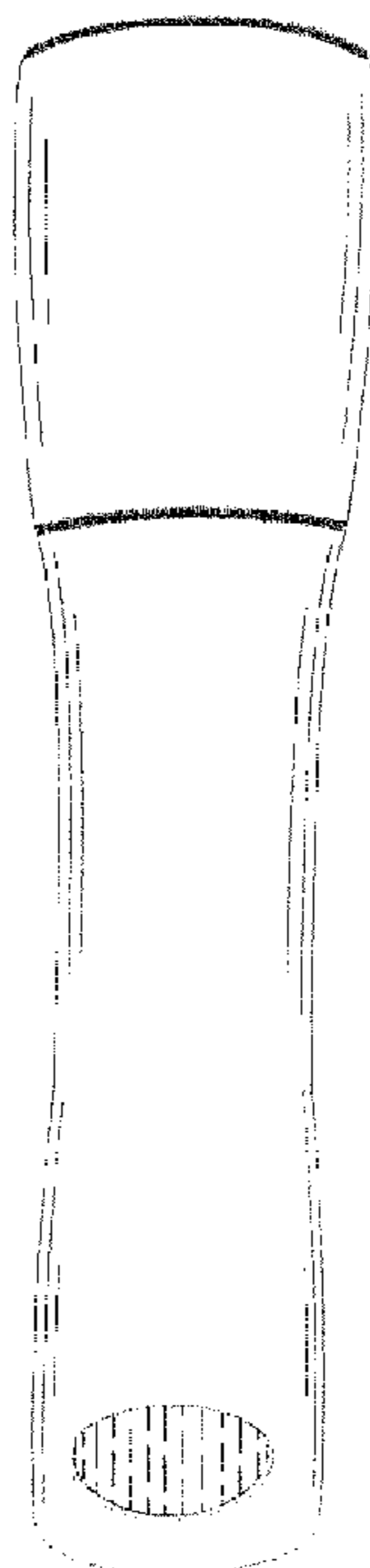
FIG. 10 is a bottom plan view of the spice grinder assembly of FIG. 6.

*Primary Examiner*—Terry A. Wallace

The broken lines are for illustrative purposes only and form no part of the claimed design.

(74) *Attorney, Agent, or Firm*—Harter Secrest & Emery LLP; Michael J. Didas, Esq.; Brian B. Shaw, Esq.

**1 Claim, 4 Drawing Sheets**



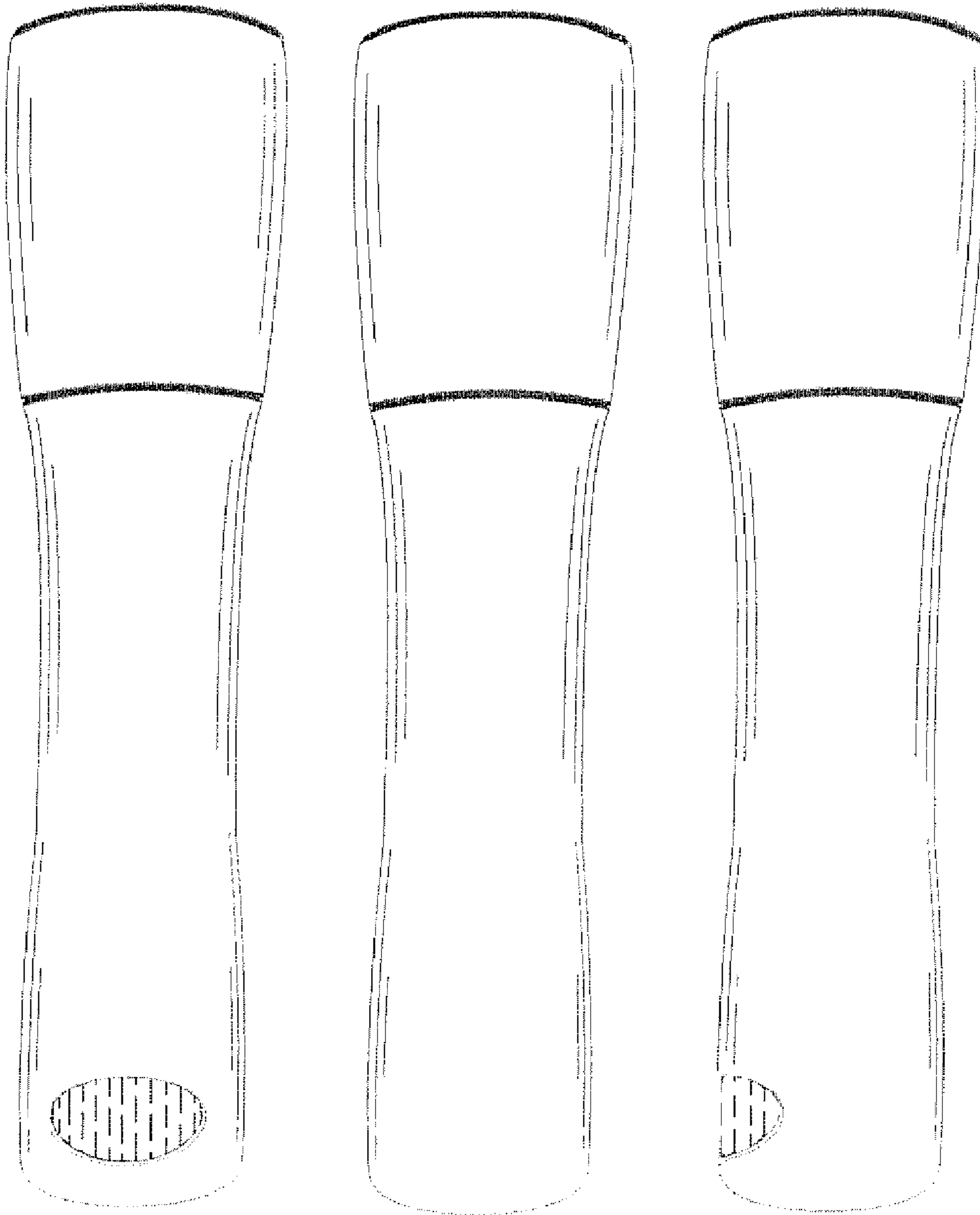


FIGURE 1

FIGURE 2

FIGURE 3

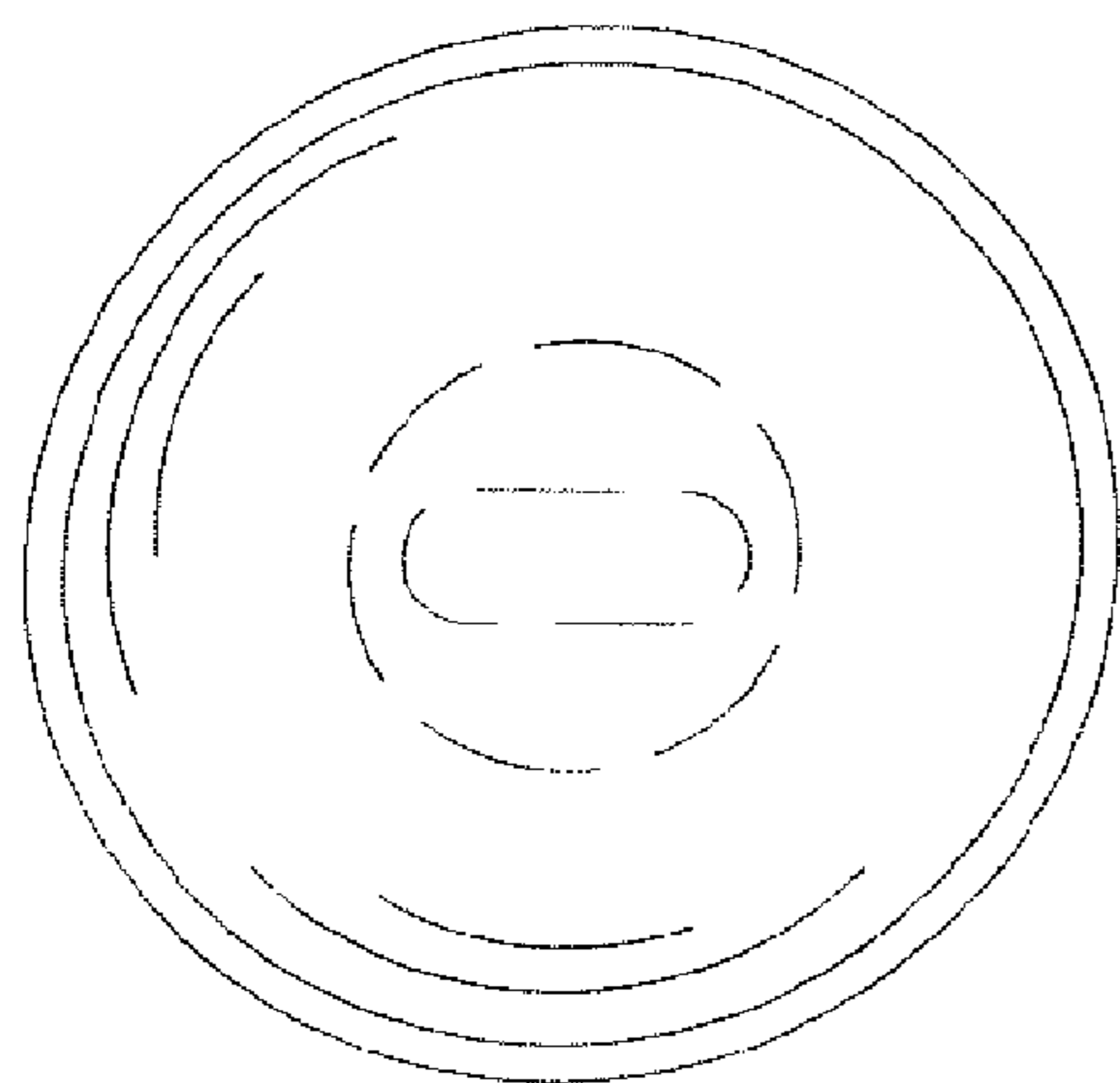


FIGURE 4




FIGURE 5

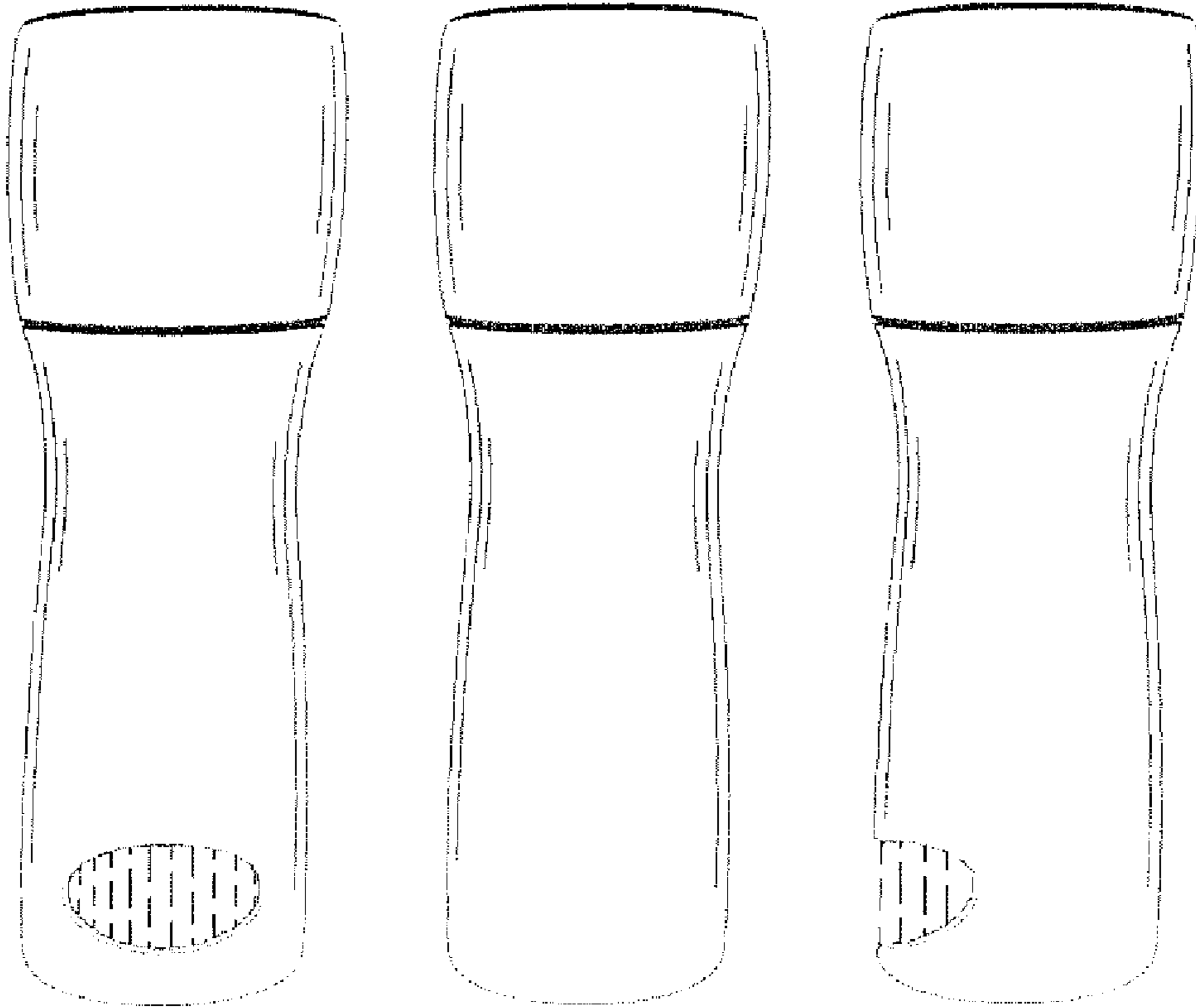


FIGURE 6    FIGURE 7    FIGURE 8

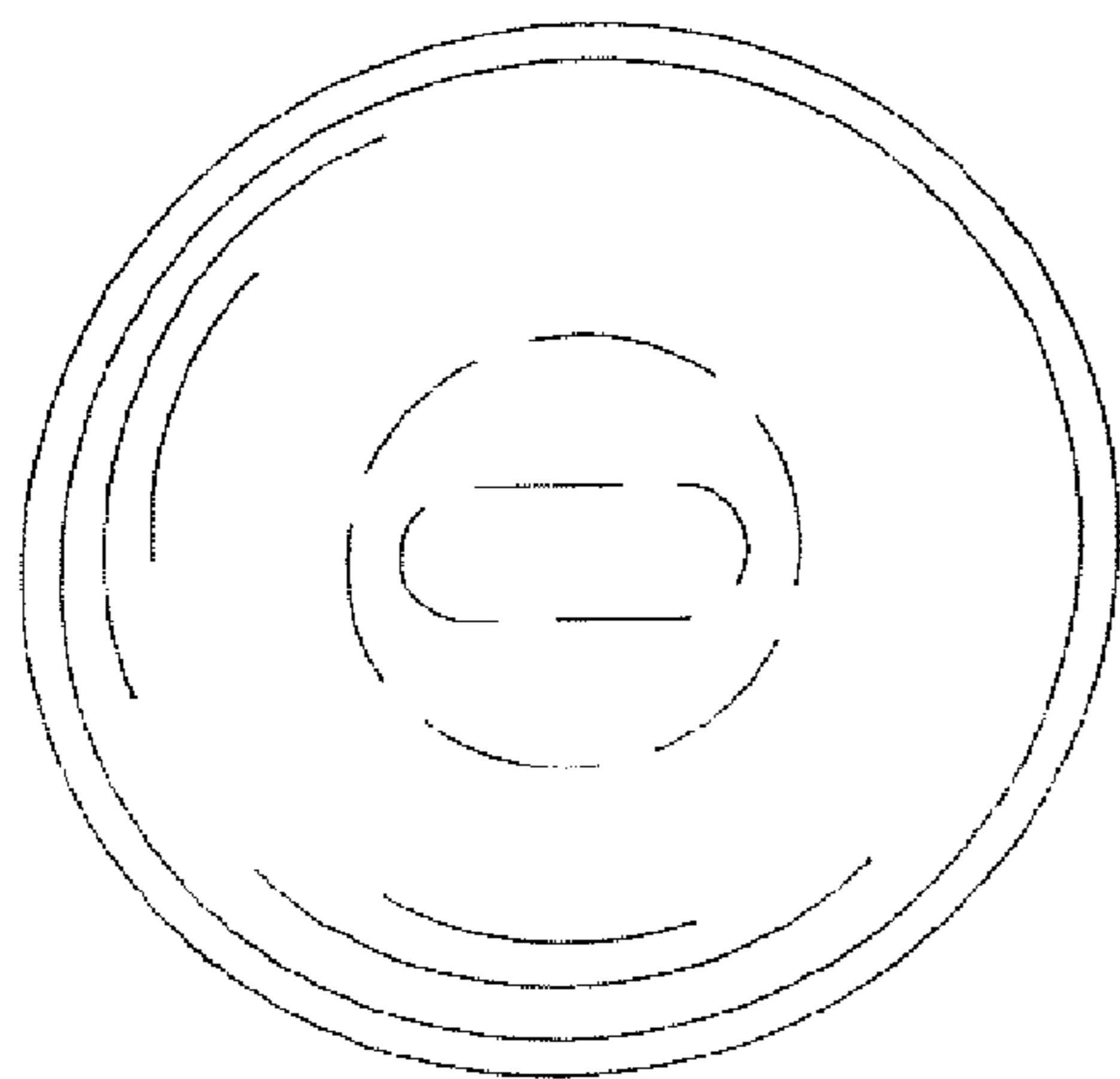


FIGURE 9




FIGURE 10