



US00D555433S

(12) **United States Design Patent**
Koennecke

(10) **Patent No.:** **US D555,433 S**

(45) **Date of Patent:** **** Nov. 20, 2007**

- (54) **FLATWARE HANDLE**
- (75) Inventor: **Weston S. Koennecke**, Oak Park, IL (US)
- (73) Assignee: **Prairie Packaging, Inc.**, Lake Forest, IL (US)
- (**) Term: **14 Years**
- (21) Appl. No.: **29/241,300**
- (22) Filed: **Oct. 26, 2005**
- (51) **LOC (8) Cl.** **07-03**
- (52) **U.S. Cl.** **D7/664**
- (58) **Field of Classification Search** D7/368,
D7/401.2, 642-664, 688-692, 669, 675, 676,
D7/683; 30/137, 141, 142, 340, 147-150,
30/322-329, 342-345; 416/70 R
See application file for complete search history.

- D197,666 S 3/1964 Denzel
- D201,301 S 6/1965 Erenhouse
- D235,242 S 6/1975 Dart et al.
- D236,070 S 7/1975 Dart et al.
- D236,420 S 8/1975 Dart et al.
- D236,421 S 8/1975 Dart et al.
- D240,350 S 6/1976 Cragin
- D255,538 S 6/1980 Rutter
- 4,317,284 A 3/1982 Prindle
- D271,738 S 12/1983 Cragin
- D275,069 S 8/1984 Laslo
- D278,301 S * 4/1985 Laslo D7/649
- D287,453 S 12/1986 Bouilhet
- D309,849 S * 8/1990 Callinan D7/649
- D309,852 S 8/1990 Callinan
- D323,957 S 2/1992 Bouilhet

(Continued)

Primary Examiner—Caron D. Veynar
Assistant Examiner—Ricky Pham
(74) *Attorney, Agent, or Firm*—Bell, Boyd & Lloyd LLP

(56) **References Cited**

U.S. PATENT DOCUMENTS

- D16,568 S * 3/1886 Hirschfeld D7/662
- 470,676 A 3/1892 Jackson
- D43,936 S 4/1913 Nerney
- D82,457 S 11/1930 Staf
- D100,848 S 8/1936 Braun
- D101,860 S 11/1936 Ebeling
- D106,009 S 9/1937 Jones
- D107,063 S 11/1937 Bernstein
- D113,124 S 1/1939 Stark
- D151,741 S 11/1948 Conroy
- D177,873 S 5/1956 Perry
- D180,208 S 4/1957 Thaler
- D180,748 S 8/1957 Pardon
- D180,749 S 8/1957 Pardon
- 2,853,779 A 9/1958 Lordo
- D184,940 S 4/1959 Jones
- D185,085 S * 5/1959 Jones D7/662
- D193,734 S 10/1962 Jainecker

(57) **CLAIM**

The ornamental design for a flatware handle, as shown and described.

DESCRIPTION

FIG. 1 is a front perspective view of a flatware handle showing my new design;

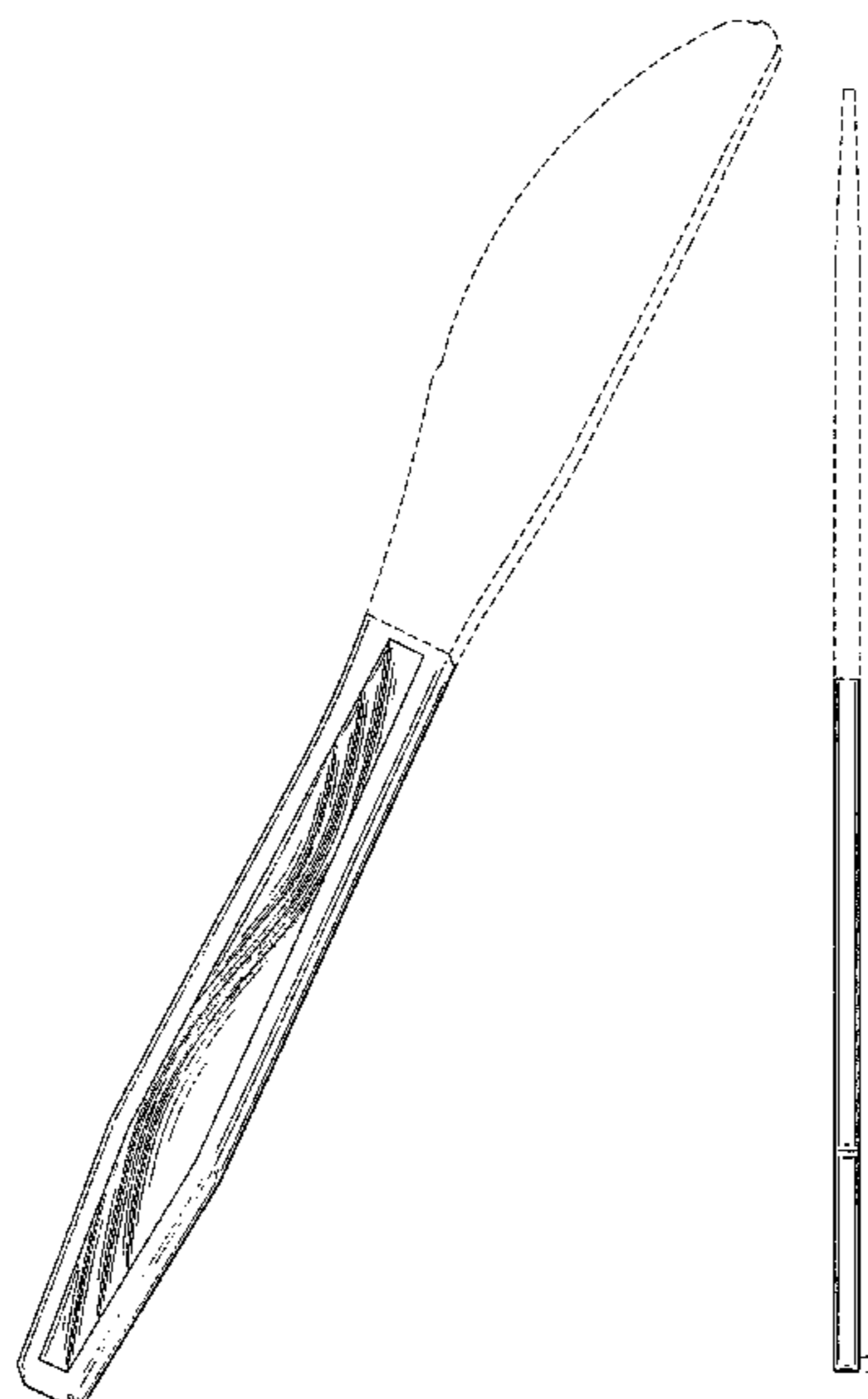
FIG. 2 is a front elevation view of the flatware handle of my new design illustrated in FIG. 1;

FIG. 3 is a right side elevation view of the flatware handle of my new design illustrated in FIG. 1, wherein the left side view is a mirror image thereof; and,

FIG. 4 is a back elevation view of the flatware handle of my new design illustrated in FIG. 1.

The broken lines shown in the drawings are for illustrative purposes only and form no part of the claimed design.

1 Claim, 2 Drawing Sheets



US D555,433 S

Page 2

U.S. PATENT DOCUMENTS

D341,061 S	11/1993	Thun	D431,757 S	10/2000	Junko	
D341,754 S	11/1993	Marsten et al.	D446,087 S *	8/2001	Riemer et al.	D7/645
D342,194 S	12/1993	Bouilhet	D447,389 S *	9/2001	Riemer	D7/645
D362,160 S	9/1995	Brabeck et al.	D447,671 S	9/2001	Shane-Schuldt	
D391,454 S	3/1998	Iacovelli	D475,242 S	6/2003	Jalet	
D411,417 S	6/1999	Gebhardt	D479,103 S *	9/2003	McMullin	D7/645
D411,418 S	6/1999	Shane-Schuldt	D490,283 S *	5/2004	Ito	D7/662
D411,719 S	6/1999	Shane-Schuldt	D499,938 S *	12/2004	McMullin	D7/645
D423,285 S	4/2000	Toffolon	D506,647 S *	6/2005	McMullin	D7/650
D423,286 S	4/2000	Toffolon	D513,377 S	1/2006	Jalet	
D431,424 S	10/2000	Junko	6,983,542 B2	1/2006	Mithal et al.	

* cited by examiner

FIG.1

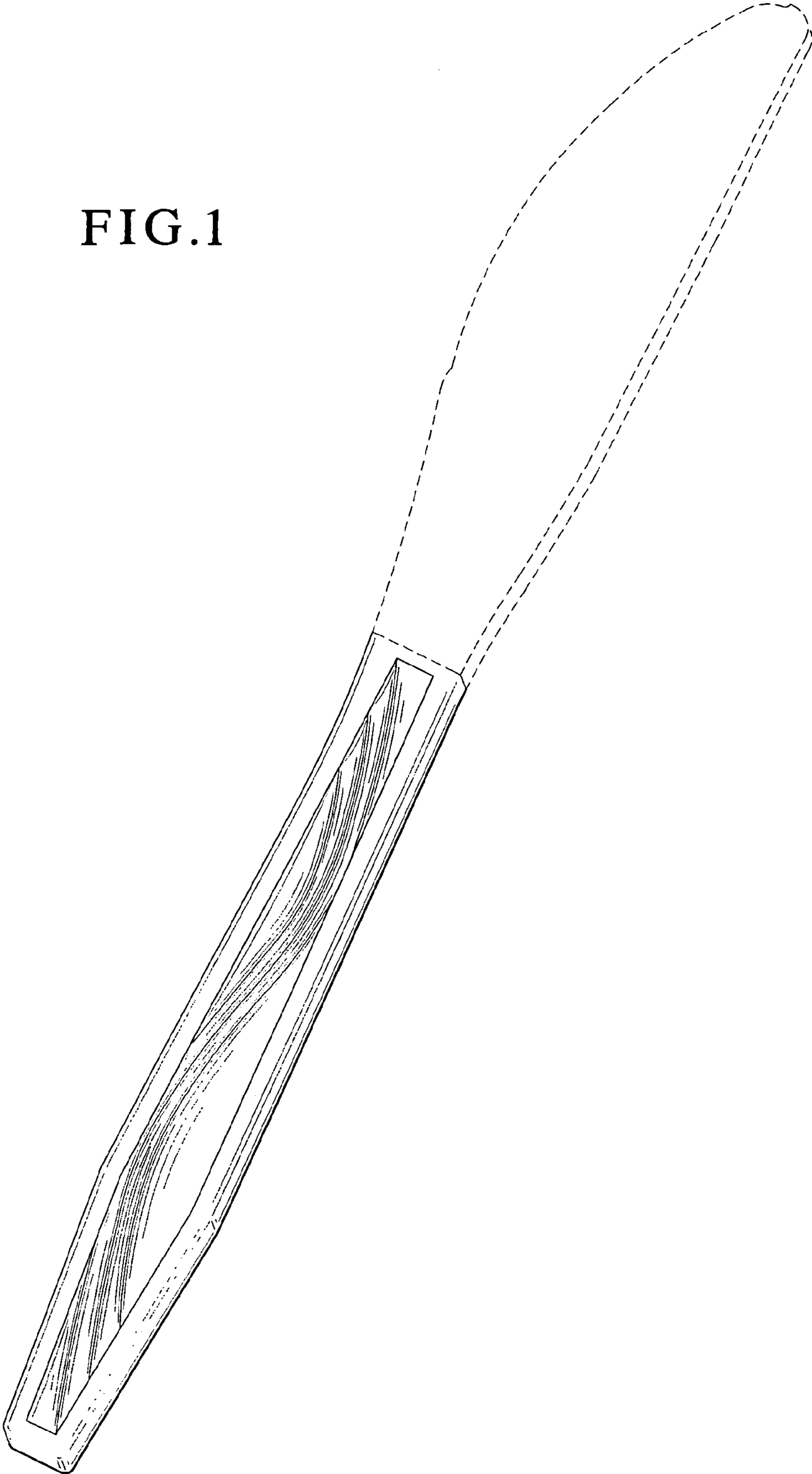


FIG. 2

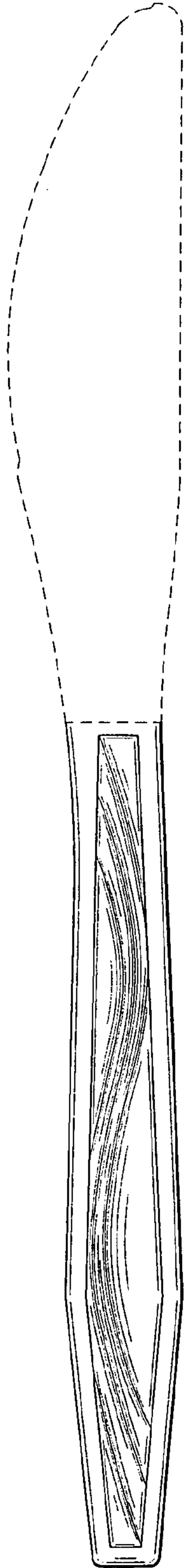


FIG. 3



FIG. 4

