



US00D555425S

(12) **United States Design Patent**
Rae

(10) **Patent No.:** **US D555,425 S**

(45) **Date of Patent:** **** Nov. 20, 2007**

(54) **COOKWARE SIDE HANDLE**

(75) Inventor: **Robert A Rae**, Danville, CA (US)

(73) Assignee: **Meyer Intellectual Properties Limited**
(VG)

(**) Term: **14 Years**

(21) Appl. No.: **29/246,972**

(22) Filed: **May 23, 2006**

(51) **LOC (8) Cl.** **07-02**

(52) **U.S. Cl.** **D7/395**

(58) **Field of Classification Search** D7/354-357,
D7/359-361, 393, 395; D8/107, 307, 300;
16/430, 431, 110.1, 407; 220/573.1-573.5,
220/752, 753, 755-757, 759

See application file for complete search history.

(56) **References Cited**

U.S. PATENT DOCUMENTS

D392,840 S	3/1998	Rae	
D407,600 S *	4/1999	LoGiudice	D7/395
D426,107 S *	6/2000	Cheng	D7/393
D429,110 S	8/2000	Cheng	
D429,950 S	8/2000	Yu et al.	
D439,108 S *	3/2001	LoGiudice	D7/395
D444,347 S *	7/2001	LoGiudice	D7/395
D458,801 S	6/2002	Coudurier	
D468,583 S *	1/2003	Kerulis	D7/395
D477,967 S	8/2003	Burton	
D482,233 S	11/2003	Rae	
D482,929 S	12/2003	Rae	

D491,016 S	6/2004	Rae	
D493,061 S	7/2004	Rae	
D494,412 S *	8/2004	Prakasa	D7/395
D497,513 S	10/2004	Rae	
D497,771 S *	11/2004	Thomkins	D7/395
D503,585 S *	4/2005	Tetreault et al.	D7/395
D505,046 S	5/2005	Rae	
D531,852 S *	11/2006	Bham	D7/393

* cited by examiner

Primary Examiner—Holly H. Baynham

Assistant Examiner—Cynthia M. Chin

(74) *Attorney, Agent, or Firm*—Edward S. Sherman

(57) **CLAIM**

The ornamental design for a cookware side handle, as shown and described.

DESCRIPTION

FIG. 1 is a reduced perspective view of the cookware side handle, showing my new design;

FIG. 2 is a top plan view thereof;

FIG. 3 is a front elevation thereof;

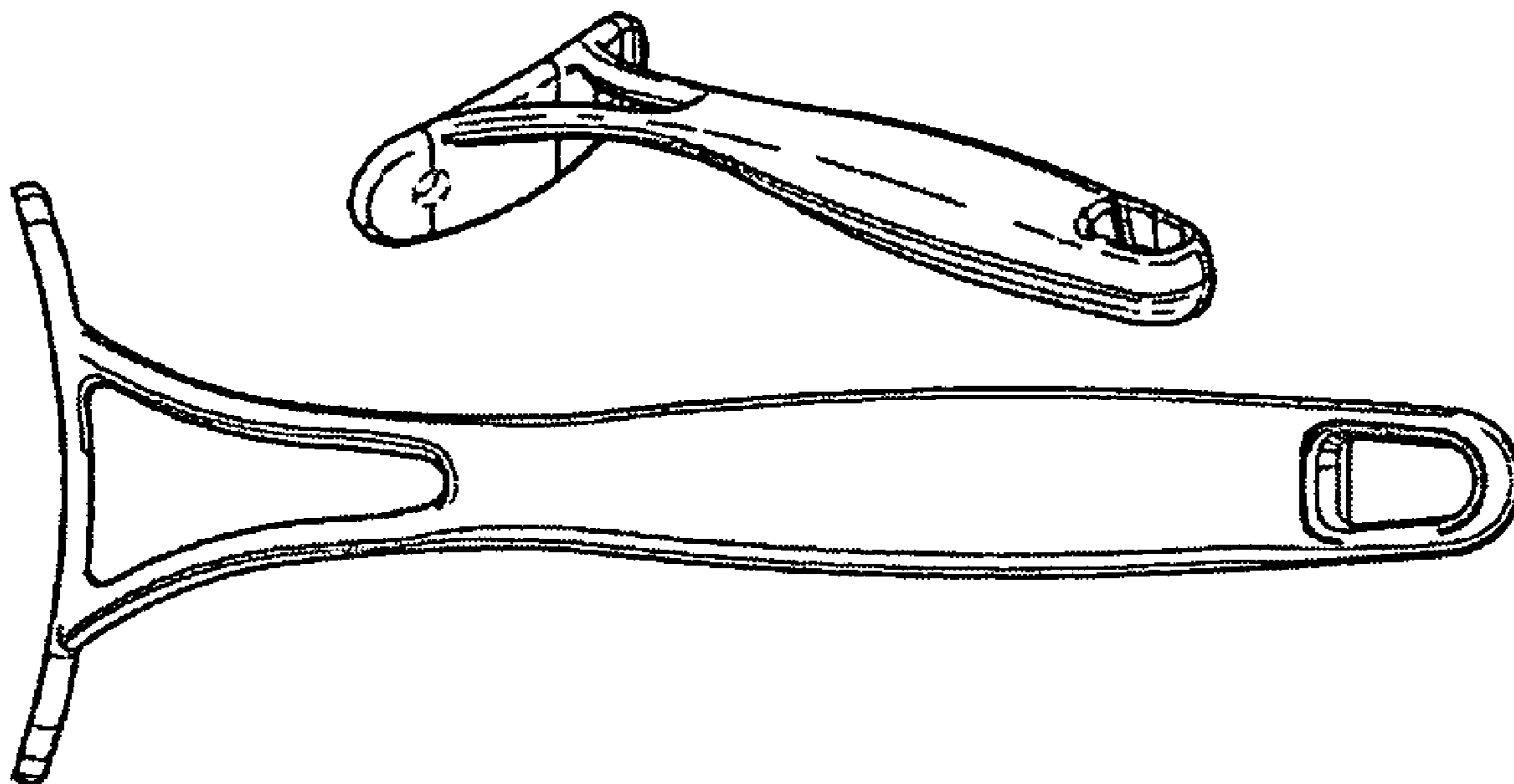
FIG. 4 is a right side elevational view thereof;

FIG. 5 is a bottom plan view thereof; and,

FIG. 6 is a back elevation view thereof.

The broken line showings in FIGS. 1, 3 and 6 are for illustrative purposes only, depicting the environment of the new design, forming no part thereof as claimed.

1 Claim, 1 Drawing Sheet



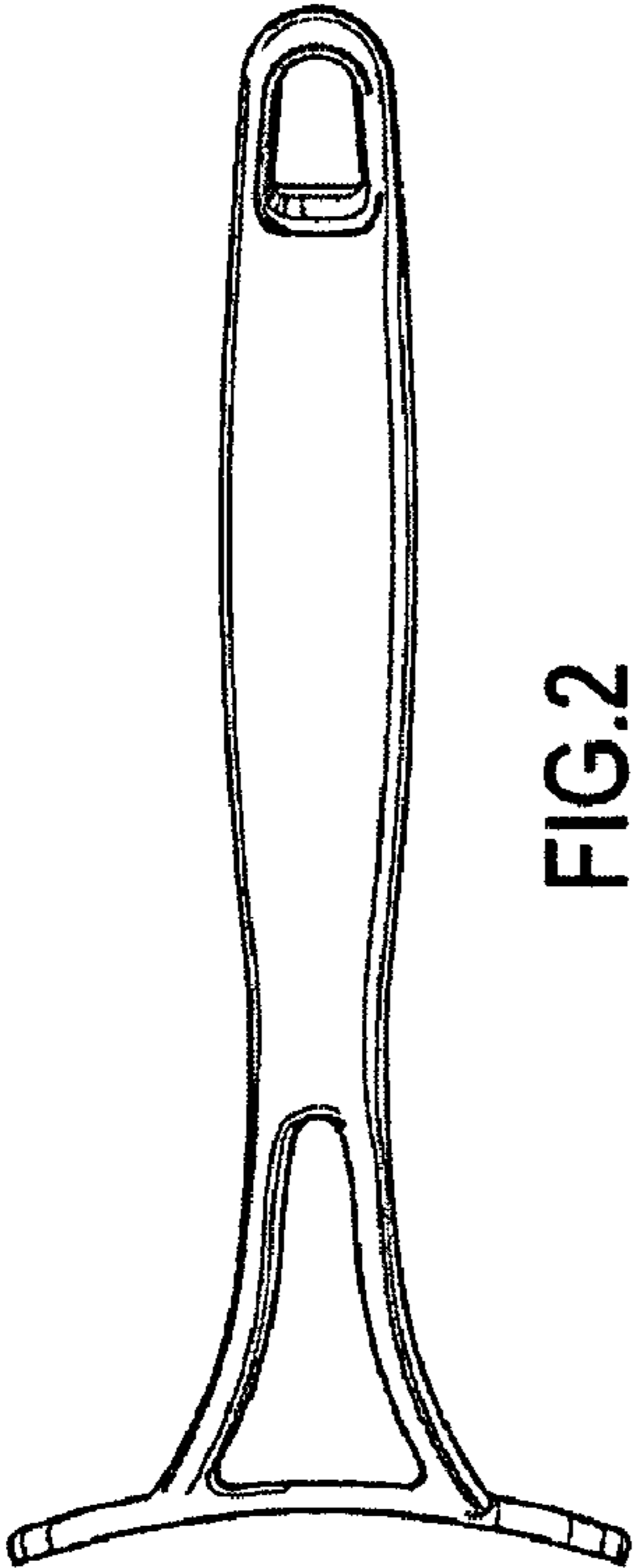


FIG. 2




FIG. 4

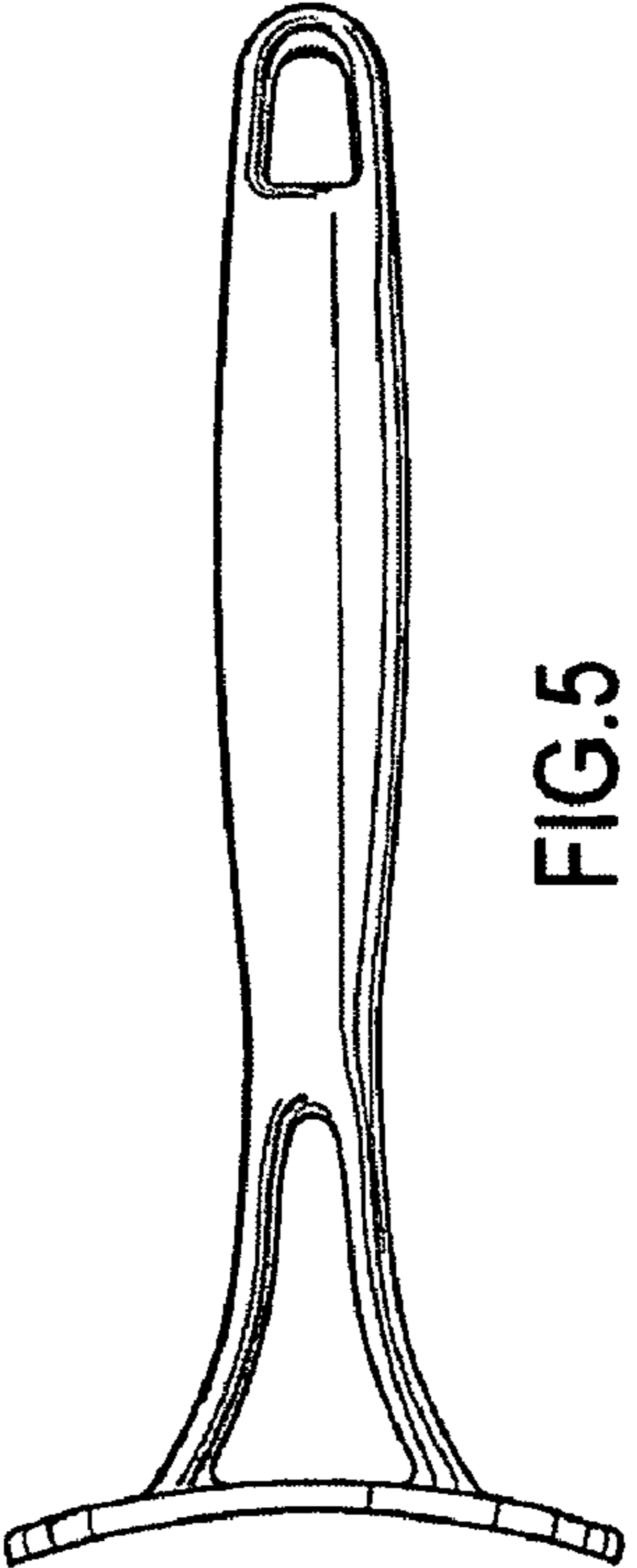


FIG. 5

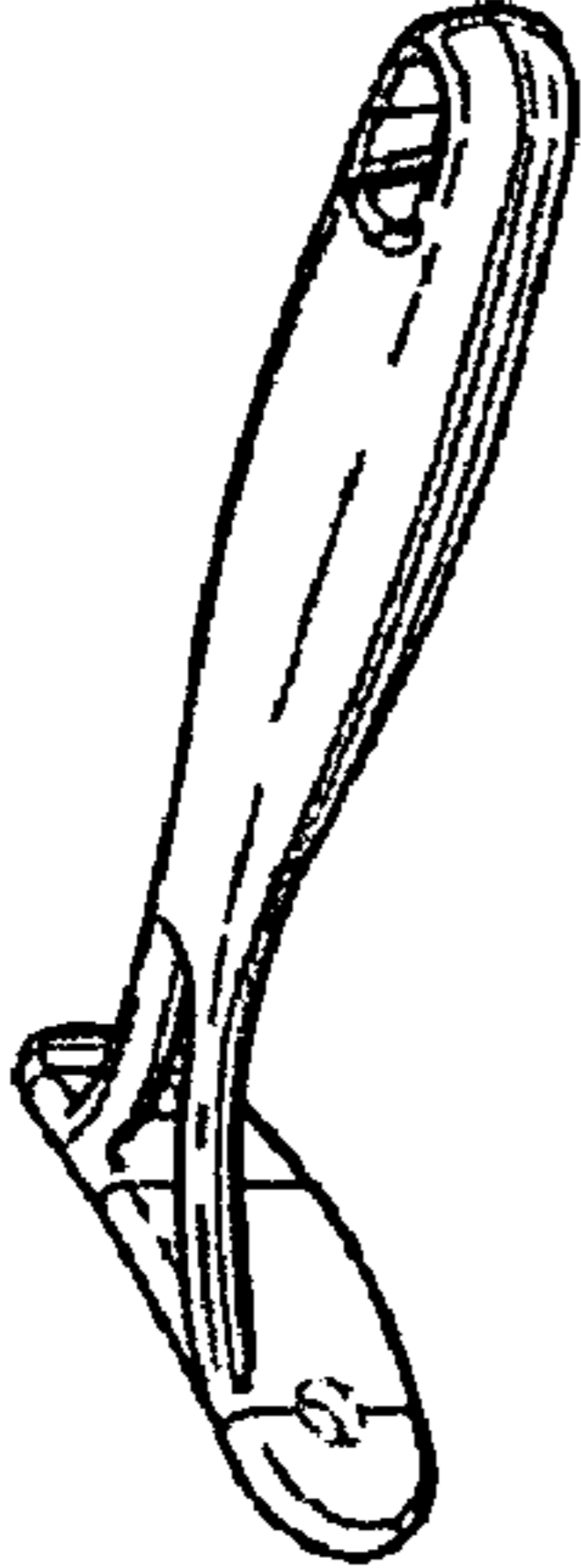


FIG. 1

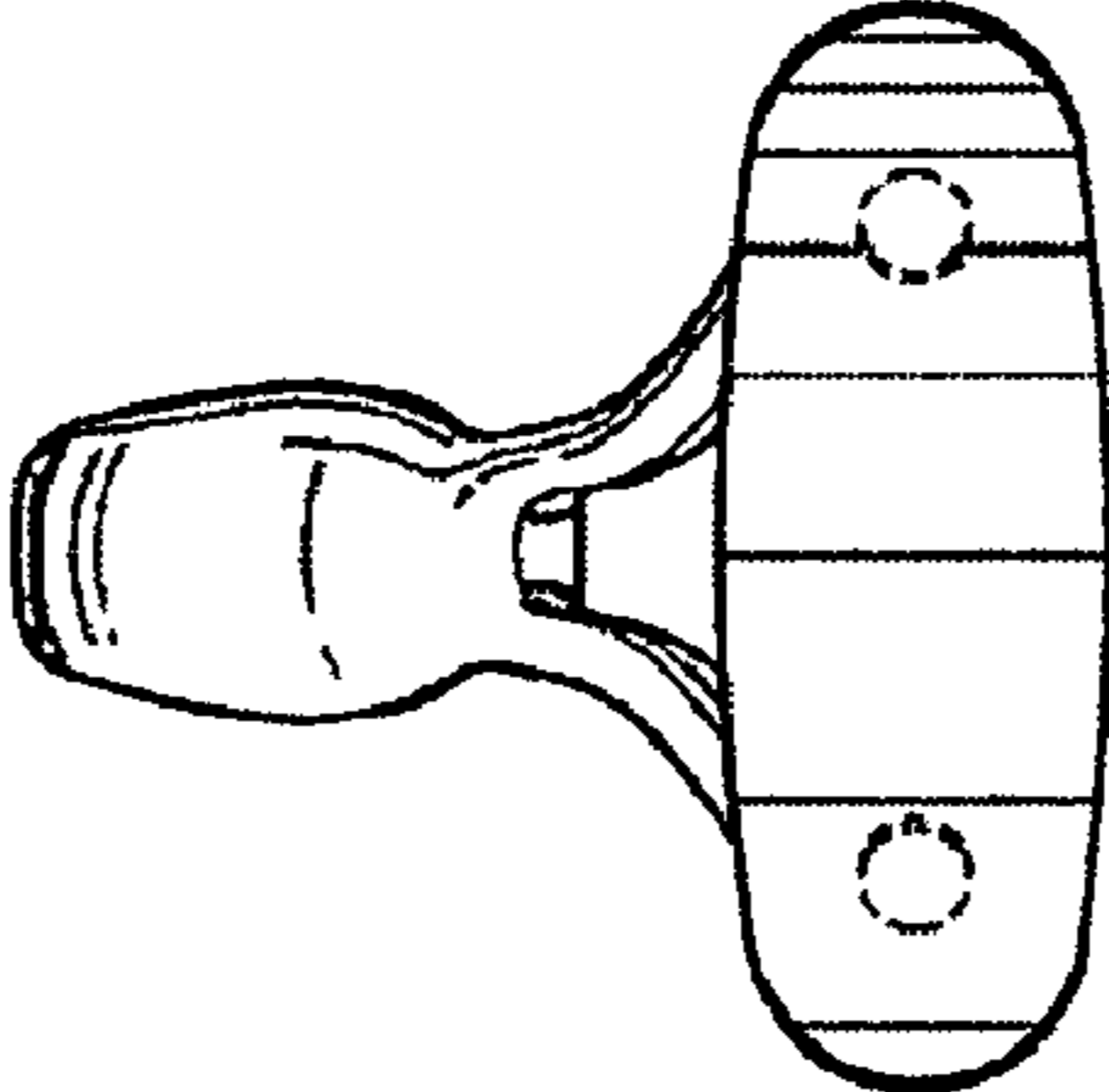


FIG. 3

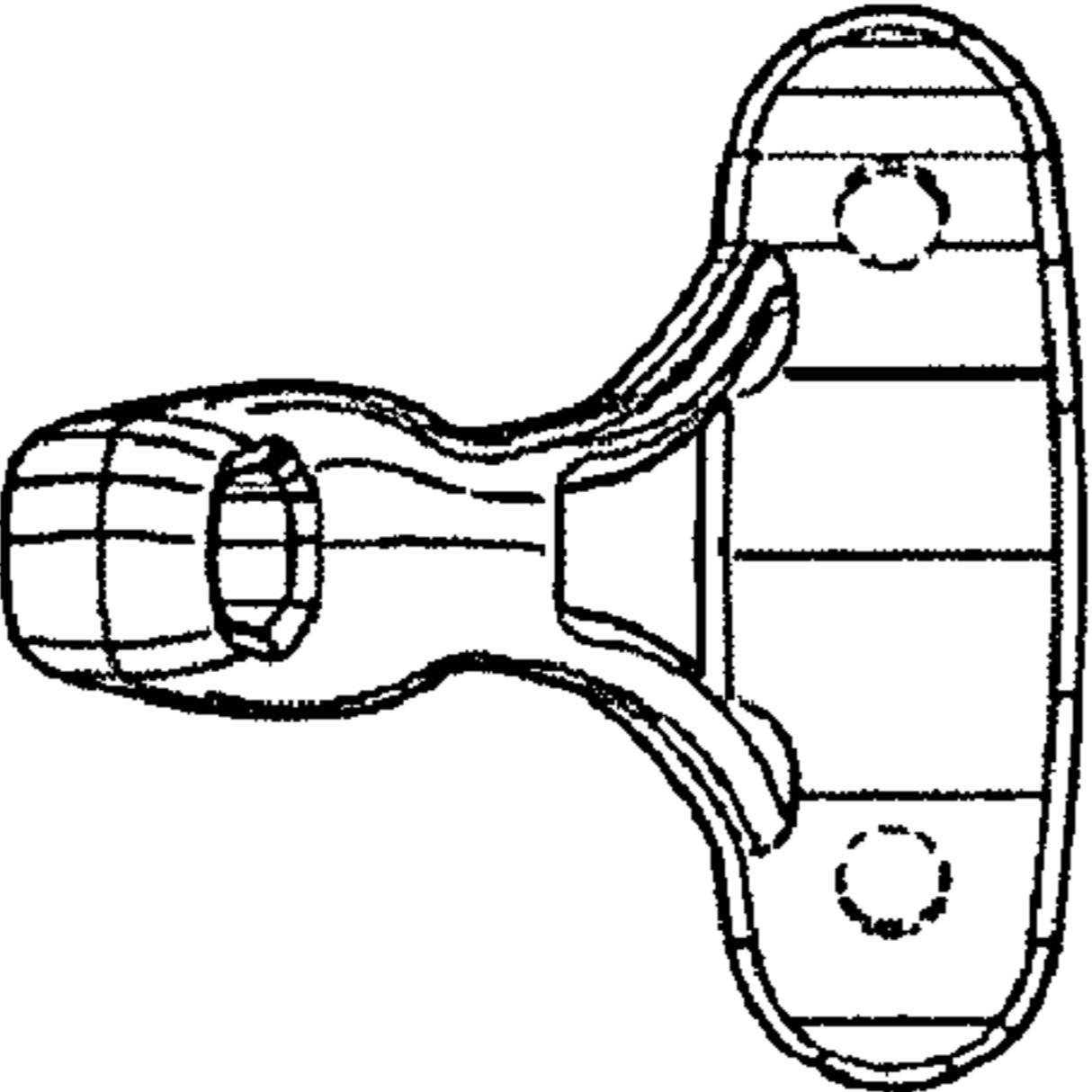


FIG. 6