



US00D555417S

(12) **United States Design Patent**
Bellini et al.

(10) **Patent No.:** **US D555,417 S**

(45) **Date of Patent:** **** Nov. 20, 2007**

(54) **COOKING APPARATUS**

D387,240 S * 12/1997 Simmonds et al. D7/339

(75) Inventors: **Mario Bellini**, Milan (IT); **Claudio Bellini**, Milan (IT)

* cited by examiner

Primary Examiner—Catherine R. Oliver

(73) Assignee: **Smartech Italia S.p.A.**, Azzano Decimo (PN) (IT)

(74) *Attorney, Agent, or Firm*—Polster, Lieder, Woodruff & Lucchesi, L.C.

(**) Term: **14 Years**

(57) **CLAIM**

(21) Appl. No.: **29/276,094**

The ornamental design for cooking apparatus, as shown and described.

(22) Filed: **Jan. 15, 2007**

DESCRIPTION

(51) **LOC (8) Cl.** **07-02**

(52) **U.S. Cl.** **D7/323**

(58) **Field of Classification Search** D7/323,
D7/332-347, 354-366, 403-404; 126/9 R,
126/9 B, 13, 2, 25 R, 25 B, 26, 29, 37 R-38,
126/39 E, 40-41, 50, 218, 260, 262, 274
See application file for complete search history.

FIG. 1 is a front elevational view of the cooking apparatus of the present invention

FIG. 2 is a right side elevational view of thereof;

FIG. 3 is a left side elevational view thereof;

FIG. 4 is a rear elevational view thereof;

FIG. 5 is a top plan view of thereof

FIG. 6 is a bottom plan view of the thereof; and,


FIG. 7 is a front elevational view thereof with an access door being shown in an open position.

(56) **References Cited**

U.S. PATENT DOCUMENTS

- D225,433 S * 12/1972 Rosenlund D7/360
- D233,585 S * 11/1974 Thomas D7/354
- D341,291 S * 11/1993 Dow, III D7/376

1 Claim, 7 Drawing Sheets






FIG. 1




FIG. 2




FIG. 3




FIG. 4




FIG. 5

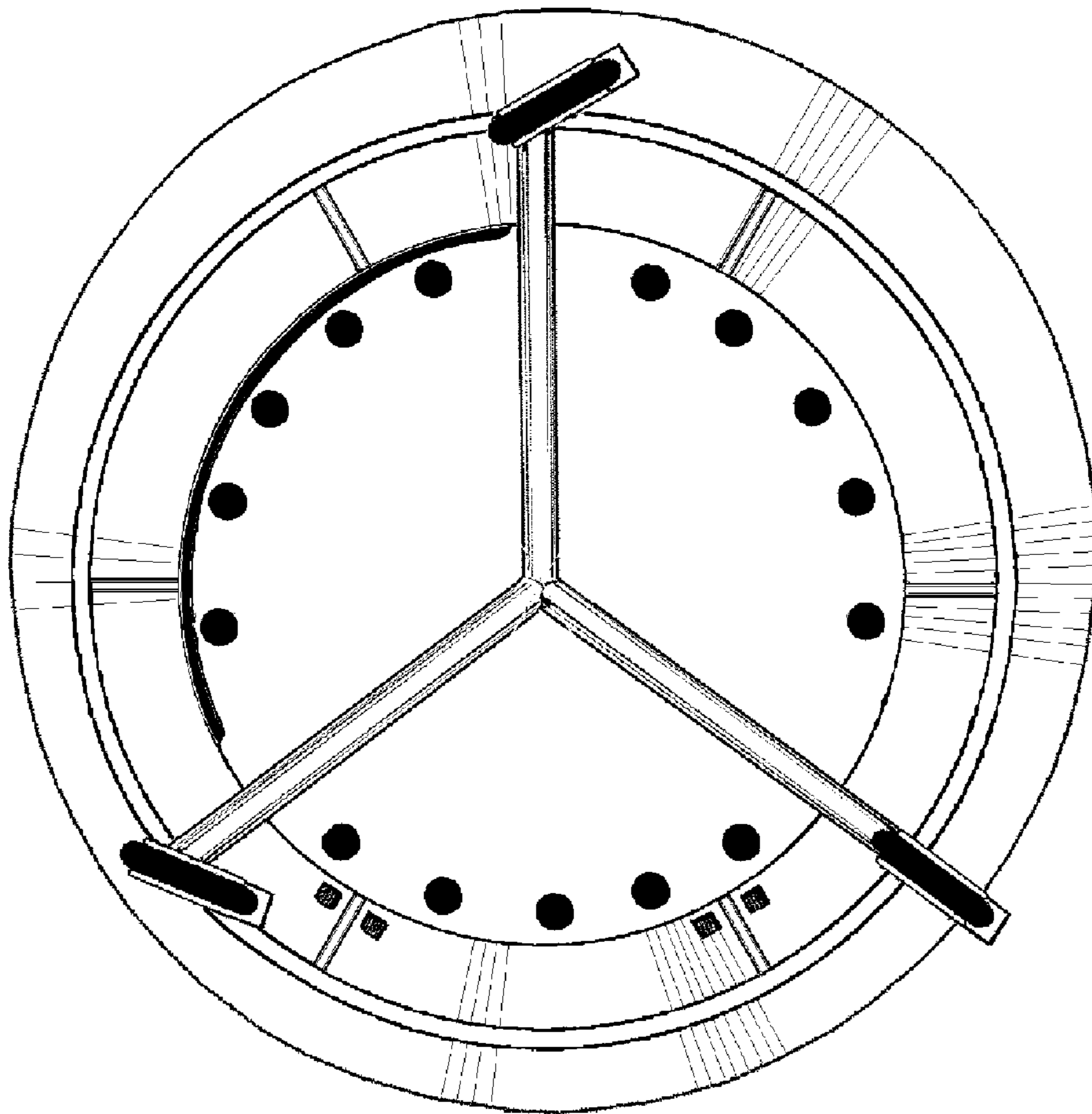


FIG. 6

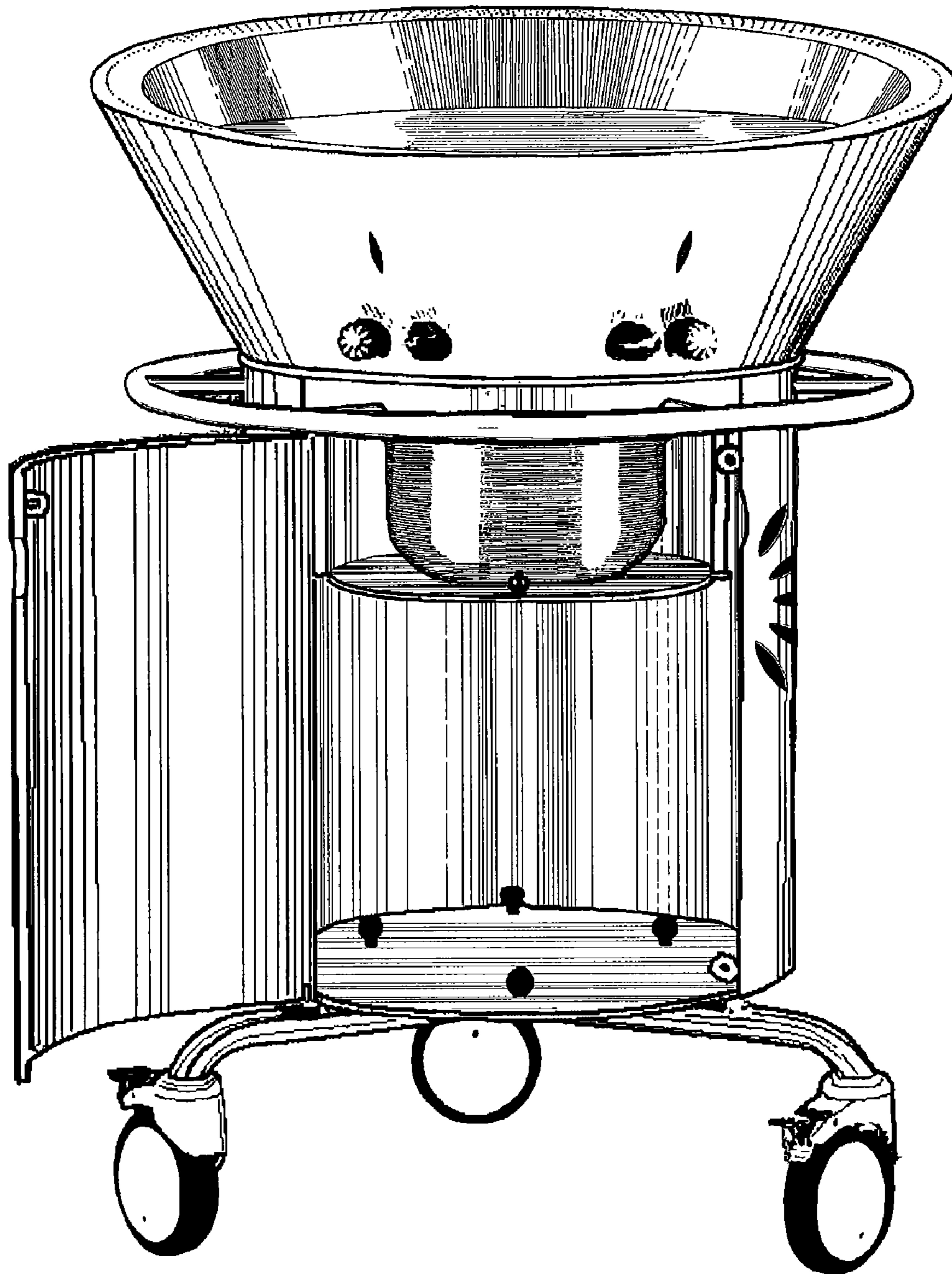


FIG. 7