



US00D555407S

(12) **United States Design Patent**  
**Lan**

(10) **Patent No.:** **US D555,407 S**

(45) **Date of Patent:** **\*\* Nov. 20, 2007**

(54) **BATH MAT**

(76) Inventor: **Yu-Fei Lan**, No. 61, Benchou Rd.,  
Kangshan Chen, Kaohsiung Hsien (TW)

(\*\*) Term: **14 Years**

(21) Appl. No.: **29/279,275**

(22) Filed: **Apr. 25, 2007**

(51) **LOC (8) Cl.** ..... **06-11**

(52) **U.S. Cl.** ..... **D6/583**

(58) **Field of Classification Search** ..... D6/582-595,  
D6/604; D5/59; D12/203; D29/109; 428/159;  
5/417, 418, 419, 420; 15/215, 216, 217  
See application file for complete search history.

(56) **References Cited**

**U.S. PATENT DOCUMENTS**

D223,279 S *	4/1972	Taylor	.....	D6/583
D227,529 S *	7/1973	Huggins	.....	D6/583
D229,000 S *	11/1973	O'Neil et al.	.....	D6/583
D232,995 S *	10/1974	Molzen	.....	D6/583
D388,647 S *	1/1998	Odell	.....	D6/583
D414,973 S *	10/1999	Craft et al.	.....	D6/583
D540,093 S *	4/2007	Lan	.....	D6/582
D540,095 S *	4/2007	Lee	.....	D6/583

\* cited by examiner

*Primary Examiner*—T. Chase Nelson

*Assistant Examiner*—Barbara B Lohr

(74) *Attorney, Agent, or Firm*—Rabin & Berdo, P.C.

(57) **CLAIM**

The ornamental design for a bath mat, as shown and described.

**DESCRIPTION**

FIG. 1 is a perspective view of a bath mat in accordance with my new design;

FIG. 2 is a front view of the bath mat in FIG. 1;

FIG. 3 is a rear view of the bath mat in FIG. 1;

FIG. 4 is an enlarged left side view of the bath mat in FIG. 1;


FIG. 5 is an enlarged right side view of the bath mat in FIG. 1;

FIG. 6 is a top view of the bath mat in FIG. 1;

FIG. 7 is a bottom view of the bath mat in FIG. 1; and,

FIG. 8 is an enlarged cross-sectional perspective view of the bath mat in FIG. 1.

**1 Claim, 6 Drawing Sheets**



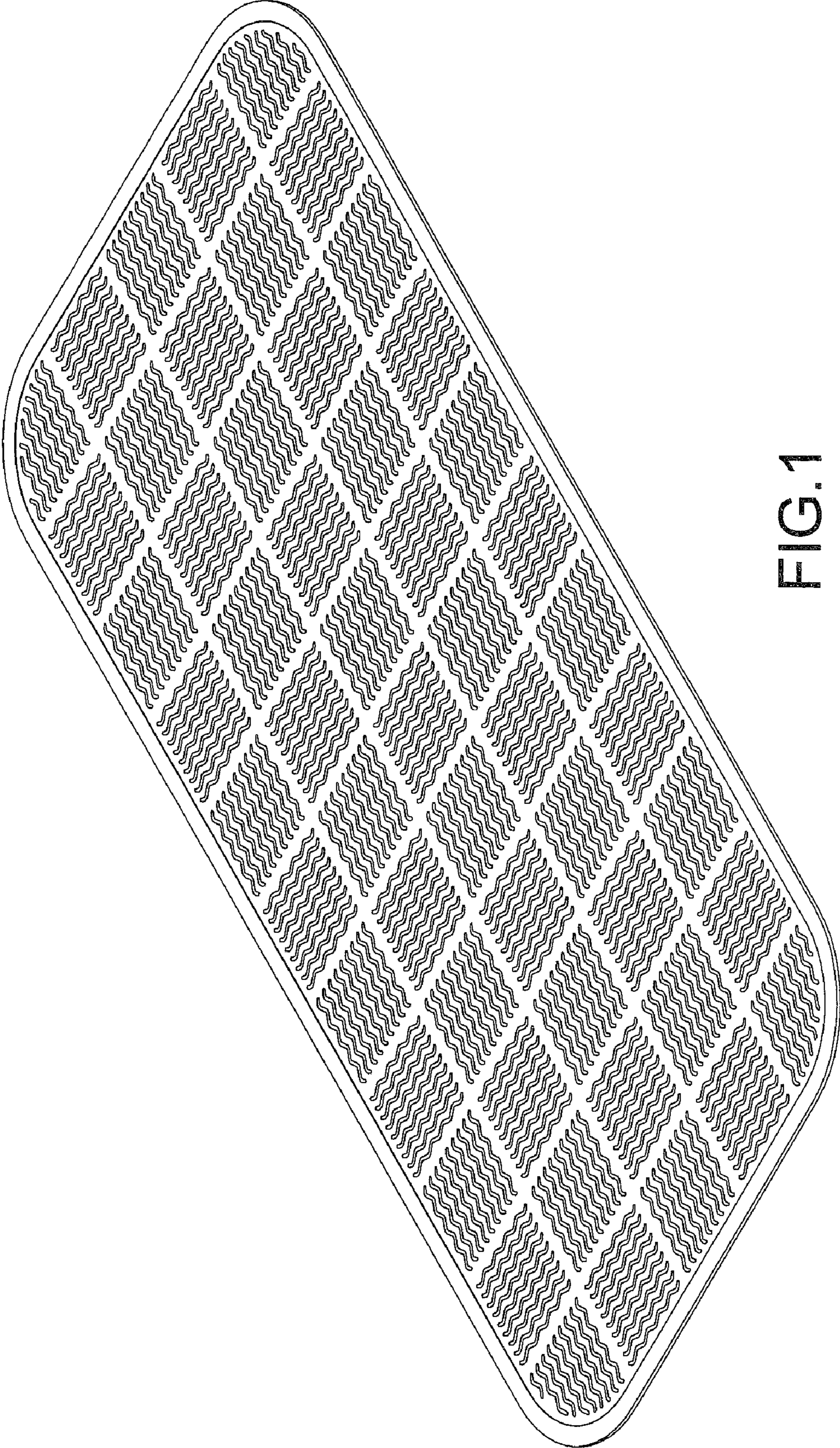


FIG. 1

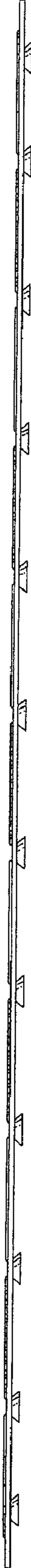


FIG. 2

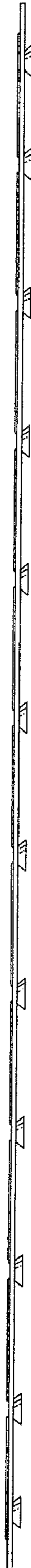


FIG. 3

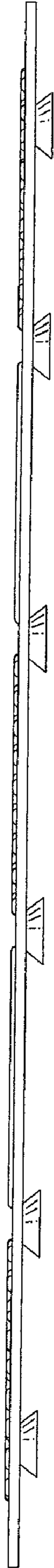


FIG. 4

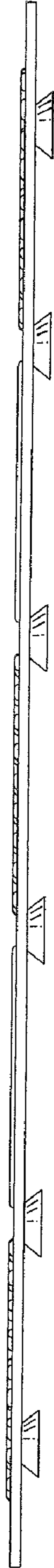


FIG. 5




FIG.6




FIG.7

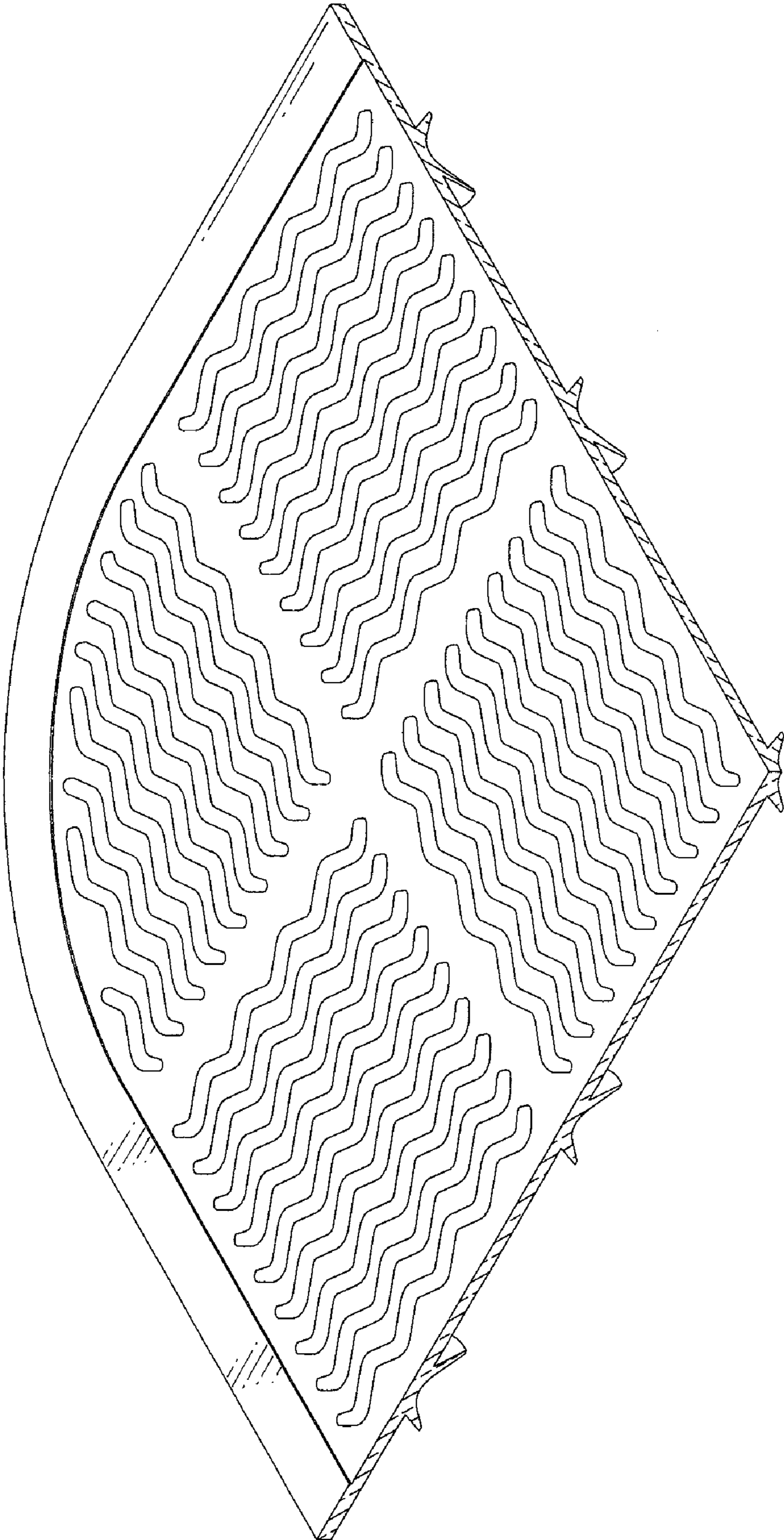


FIG.8