



US00D555404S

(12) **United States Design Patent**
Cohen

(10) **Patent No.:** **US D555,404 S**

(45) **Date of Patent:** **** Nov. 20, 2007**

(54) **SHOWER ORGANIZER**

(75) Inventor: **Howard Cohen**, Indialantic, FL (US)

(73) Assignee: **Aqua Art Enterprises, Inc.**,
Melbourne, FL (US)

(**) Term: **14 Years**

(21) Appl. No.: **29/250,502**

(22) Filed: **Nov. 17, 2006**

(51) **LOC (8) Cl.** **07-07**

(52) **U.S. Cl.** **D6/525**

(58) **Field of Classification Search** D6/524,
D6/525, 566, 536, 540; 211/13.1, 74, 71.01,
211/86.01, 75, 88.01, 90.01, 90.03, 106, 119,
211/126.1, 133.5, 181.1, 134

See application file for complete search history.

(56) **References Cited**

U.S. PATENT DOCUMENTS

2,596,054 A	5/1952	Tallman	
D251,522 S *	4/1979	Chapman	D6/525
4,573,591 A	3/1986	Chap	
D288,510 S *	3/1987	Shames et al.	D6/525
D310,457 S *	9/1990	Heap	D6/525
D349,002 S	7/1994	Greger	
D370,056 S *	5/1996	Gilmore	D23/304
D373,497 S	9/1996	Gilmore	
D382,750 S *	8/1997	Andrus	D6/525
D389,352 S	1/1998	Pagan-Demirtas	
D390,640 S	2/1998	Valentin	

D390,641 S	2/1998	Valentin	
D392,484 S *	3/1998	Yemini	D6/525
D395,370 S	6/1998	Gilmore	
D407,249 S *	3/1999	Hampshire	D6/525
D413,467 S *	9/1999	Patel et al.	D6/525
D456,658 S *	5/2002	Harwanko	D6/570
D473,084 S *	4/2003	Suero, Jr.	D6/525
D494,794 S *	8/2004	Winkleman	D6/525
6,886,792 B2	5/2005	Immerman	
D530,121 S *	10/2006	Snell	D6/525

* cited by examiner

Primary Examiner—Brian N Vinson

(74) *Attorney, Agent, or Firm*—Sacco & Associates, PA

(57) **CLAIM**

The ornamental design for a shower organizer, as shown and described.

DESCRIPTION

FIG. 1 is a perspective view of the shower organizer.
 FIG. 2 is a front elevational view of the shower organizer.
 FIG. 3 is a rear elevational view of the shower organizer.
 FIG. 4 is a top plan view of the shower organizer.
 FIG. 5 is a bottom plan view of the shower organizer.
 FIG. 6 is a right side elevational view of the shower organizer; and,
 FIG. 7 is a left side elevational view of the shower organizer.

1 Claim, 5 Drawing Sheets

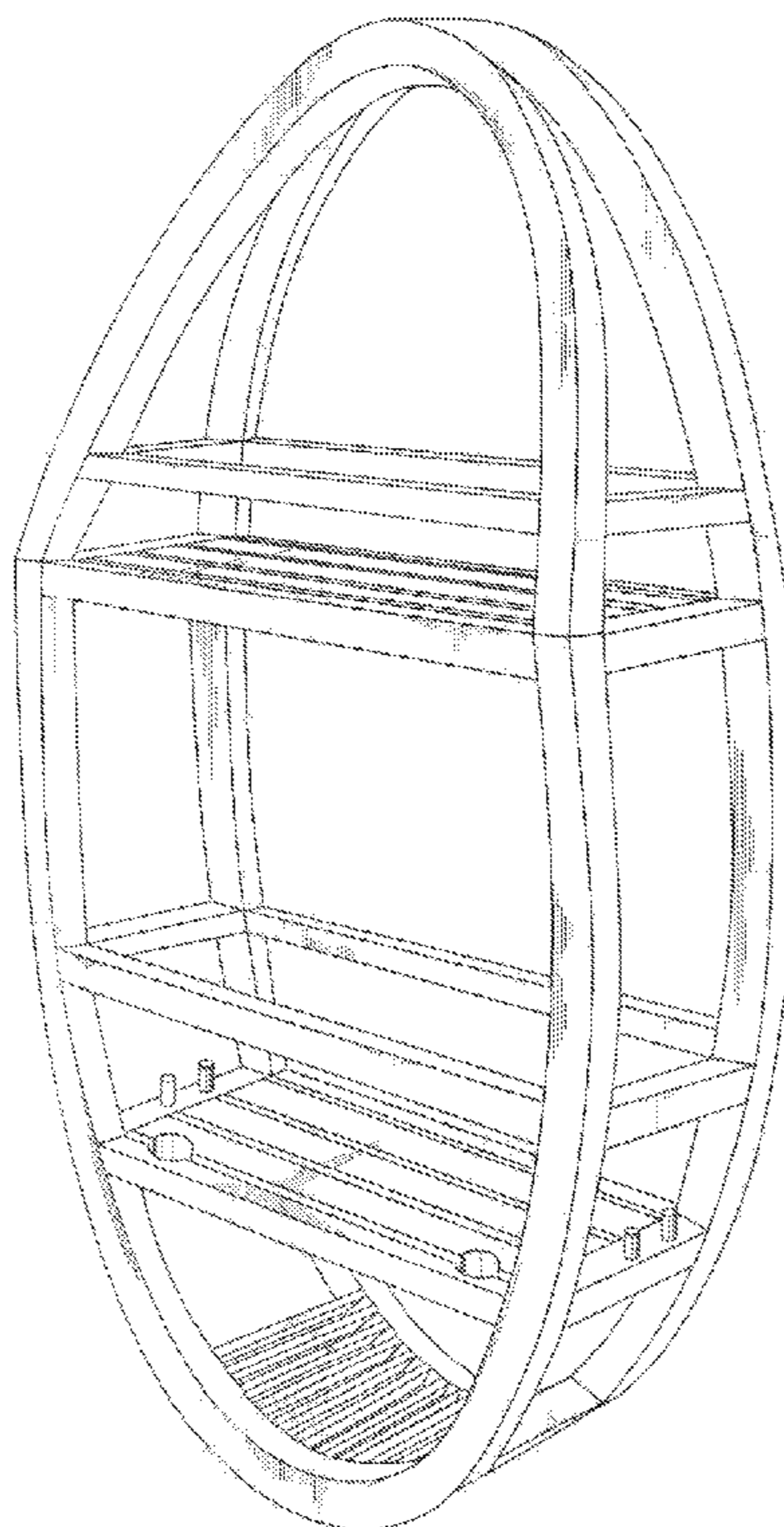


FIG. 1

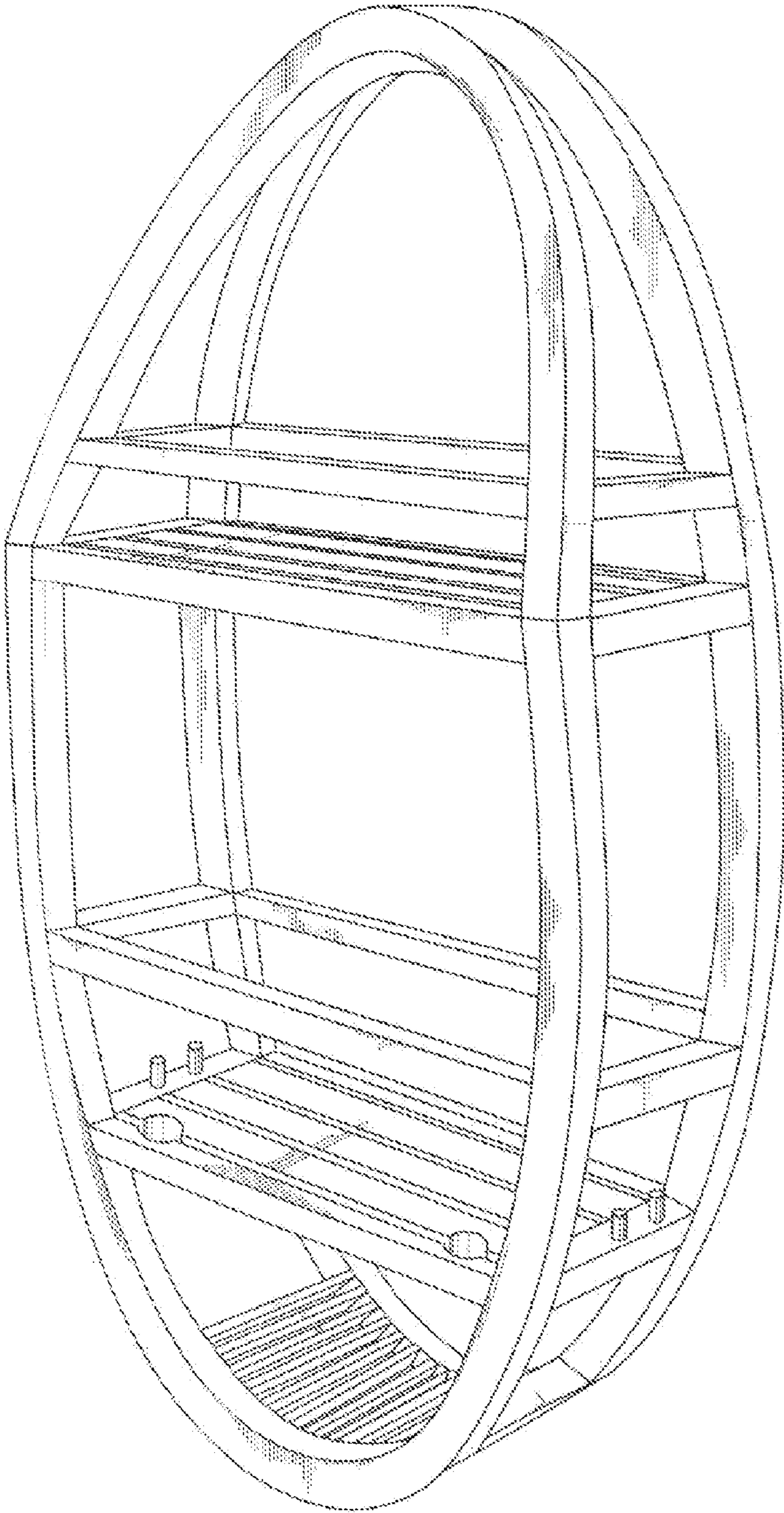


FIG. 2

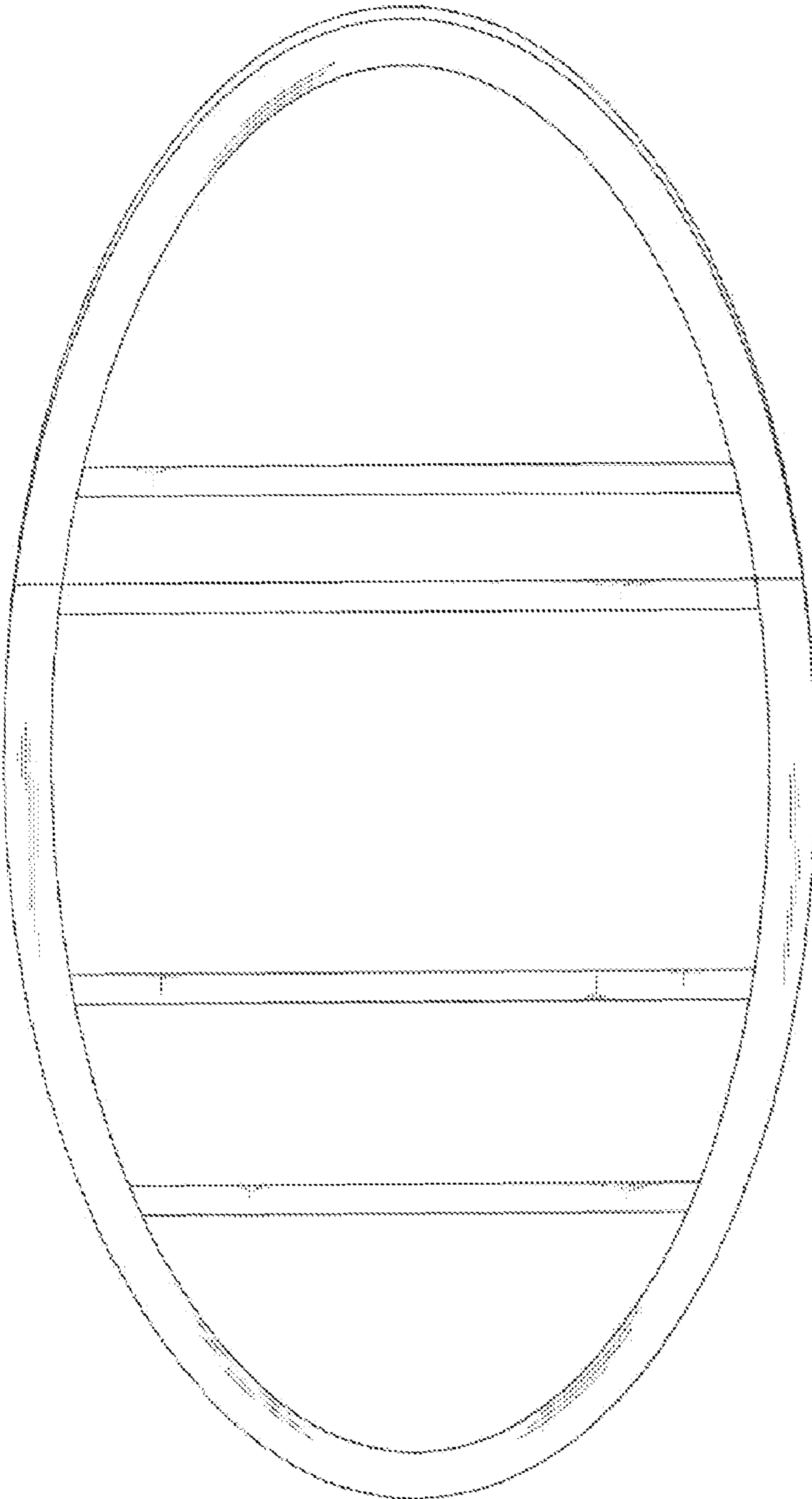


FIG. 3

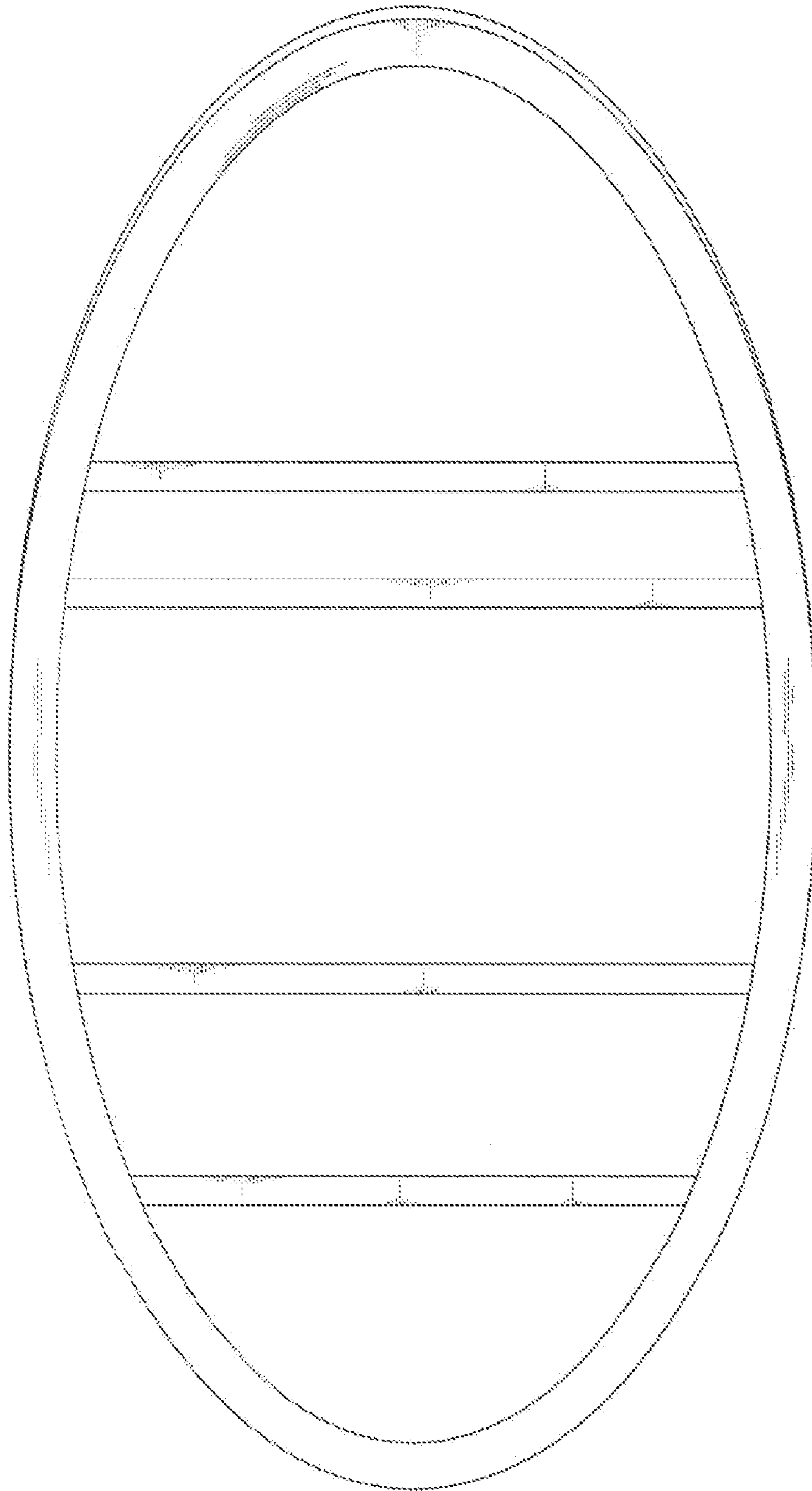


FIG. 4

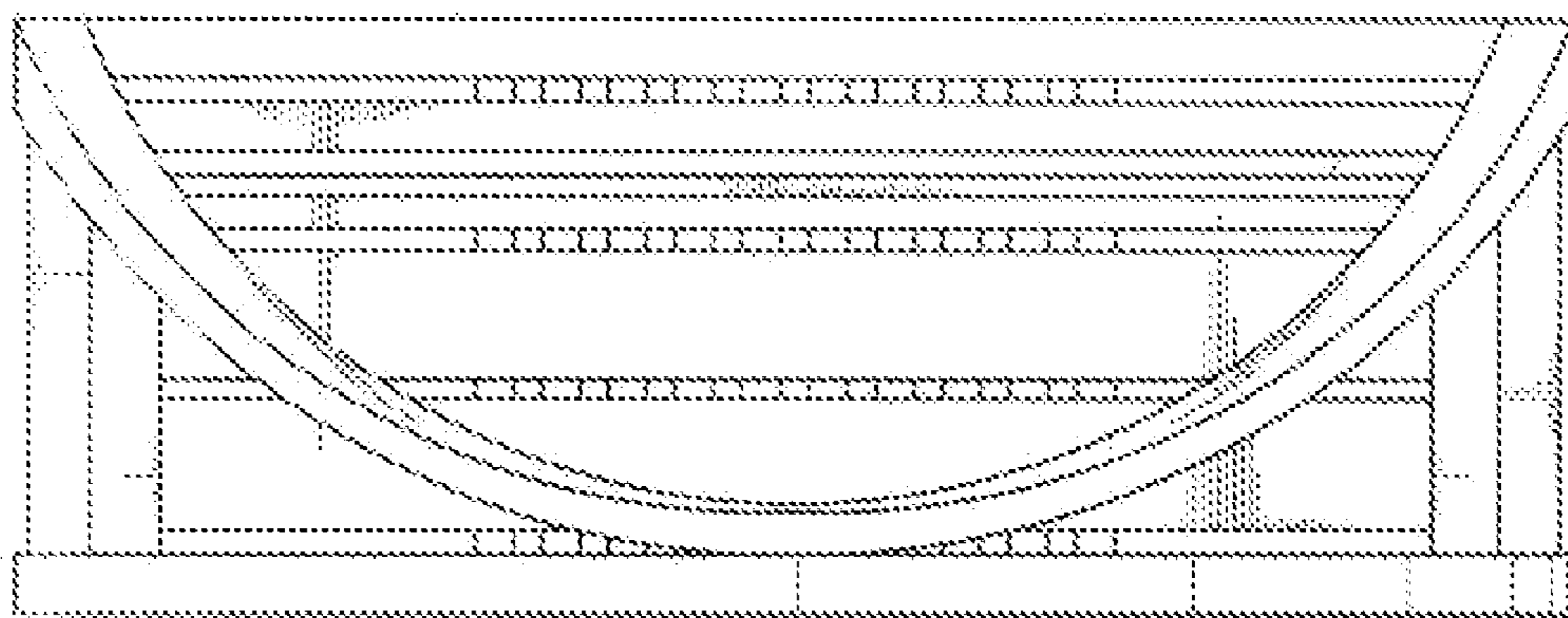


FIG. 5

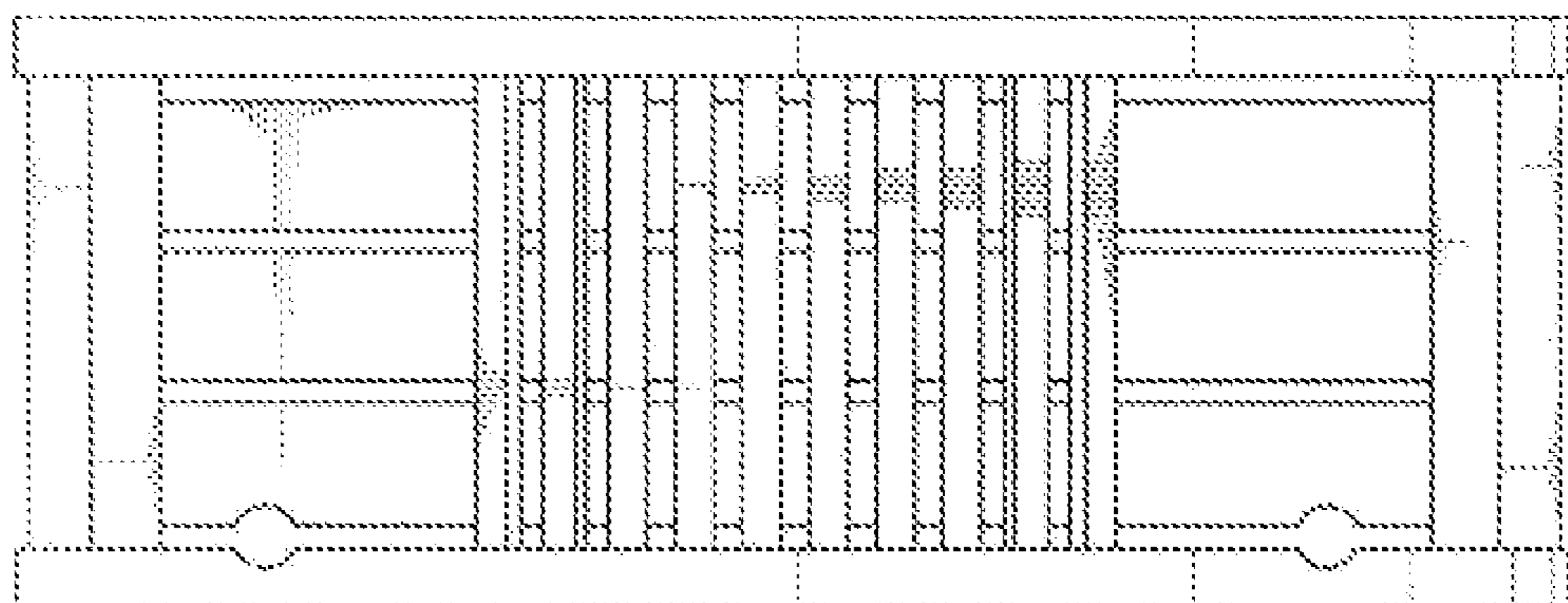


FIG. 6

FIG. 7

