



US00D555393S

(12) **United States Design Patent**
O'Hare et al.

(10) **Patent No.:** **US D555,393 S**
(45) **Date of Patent:** **** Nov. 20, 2007**

(54) **DRESSER**

D516,341 S * 3/2006 Peterson et al. D6/439

(75) Inventors: **Timothy M. O'Hare**, Oak Ridge, NC (US); **Scott M. Risdon**, Greensboro, NC (US)

(73) Assignee: **Thomasville Furniture Industries, Inc.**, Thomasville, NC (US)

(**) Term: **14 Years**

(21) Appl. No.: **29/247,575**

(22) Filed: **Jun. 27, 2006**

(51) **LOC (8) Cl.** **06-04**

(52) **U.S. Cl.** **D6/441**

(58) **Field of Classification Search** D6/432-448,
D6/470, 477-479, 510-511; 312/204, 224,
312/237, 278-279, 114

See application file for complete search history.

(56) **References Cited**

U.S. PATENT DOCUMENTS

D363,393 S	*	10/1995	Berry et al.	D6/439
D391,785 S	*	3/1998	Zaidman et al.	D6/445
D441,567 S	*	5/2001	Nielsen	D6/439
D448,205 S		9/2001	O'Hare et al.		
D459,615 S		7/2002	Stanton		
D460,636 S		7/2002	Stanton		
D469,627 S		2/2003	Stanton		
D498,371 S	*	11/2004	McDaniel et al.	D6/446
D499,581 S	*	12/2004	McDaniel et al.	D6/446
D504,252 S	*	4/2005	Peterson et al.	D6/446
D505,279 S	*	5/2005	Peterson et al.	D6/439
D507,429 S		7/2005	O'Hare		
D507,430 S	*	7/2005	Risdon et al.	D6/445
D509,376 S	*	9/2005	Katz et al.	D6/441
D509,377 S	*	9/2005	Katz et al.	D6/441
D509,378 S	*	9/2005	Katz et al.	D6/441
D509,681 S	*	9/2005	Dortch	D6/439

OTHER PUBLICATIONS

Dutch Chest, Ebanista, date unknown, available as of Jun. 26, 2006.
Door Chest, American Expressions Collection, Thomasville Furniture Industries, Inc., p. 9, 2001.

Bedside Chest, Villa Soleil Collection, Thomasville Furniture Industries, Inc., p. 8, 2003.

Night Stand, Serafina Collection, Thomasville Furniture Industries, Inc., p. 6, 2000.

* cited by examiner

Primary Examiner—Elizabeth A. Albert

Assistant Examiner—Kelley A. Donnelly

(74) *Attorney, Agent, or Firm*—Jack B. Hicks; Womble Carlyle Sandridge & Rice, PLLC

(57) **CLAIM**

The ornamental design for an dresser, as shown and described.

DESCRIPTION

FIG. 1 is a left front perspective view of a dresser showing my new design;

FIG. 2 is a front elevational view thereof;

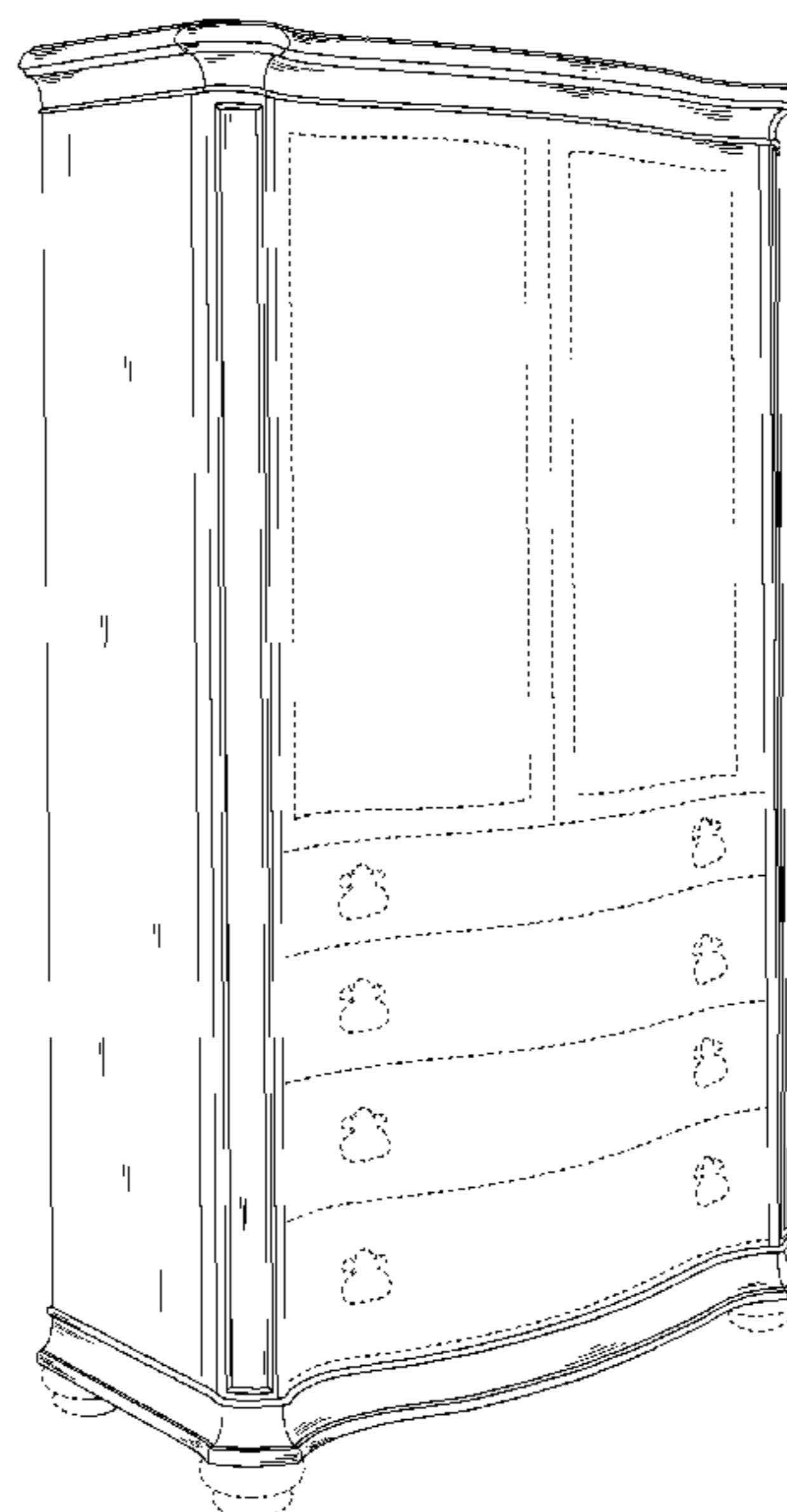
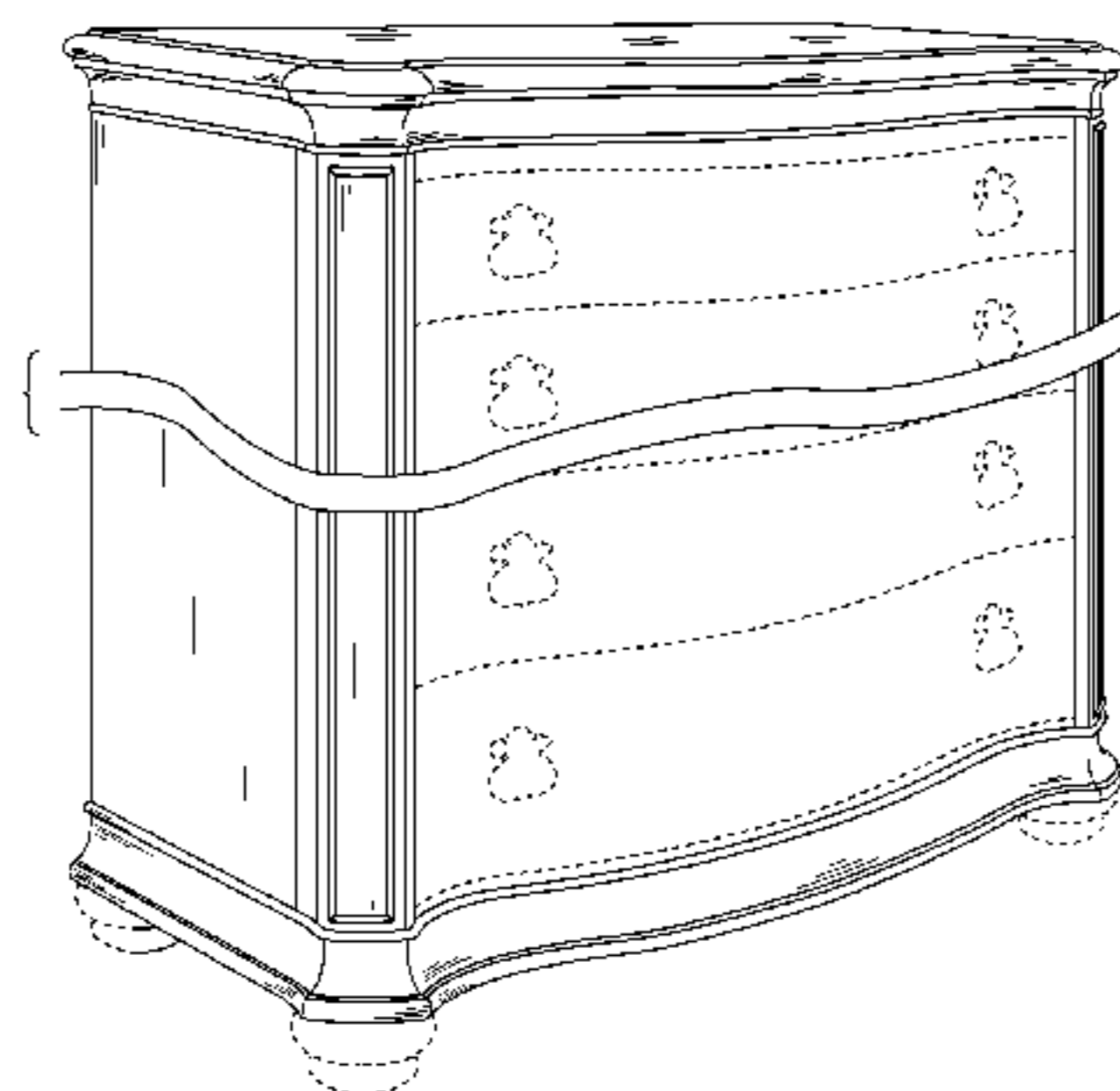
FIG. 3 is a side elevational view, the opposite side being a mirror image thereof;

FIG. 4 is a top view thereof; and,

FIG. 5 is a left front perspective view of one representative configuration of my design.

The separation and bracket in FIGS. 1-4 indicate, for ease of illustration, that the precise height of the dresser is not claimed. The broken lines depicting drawers, doors, hardware and feet represent environmental elements only and form no part of the claimed design.

1 Claim, 5 Drawing Sheets






FIG. 1

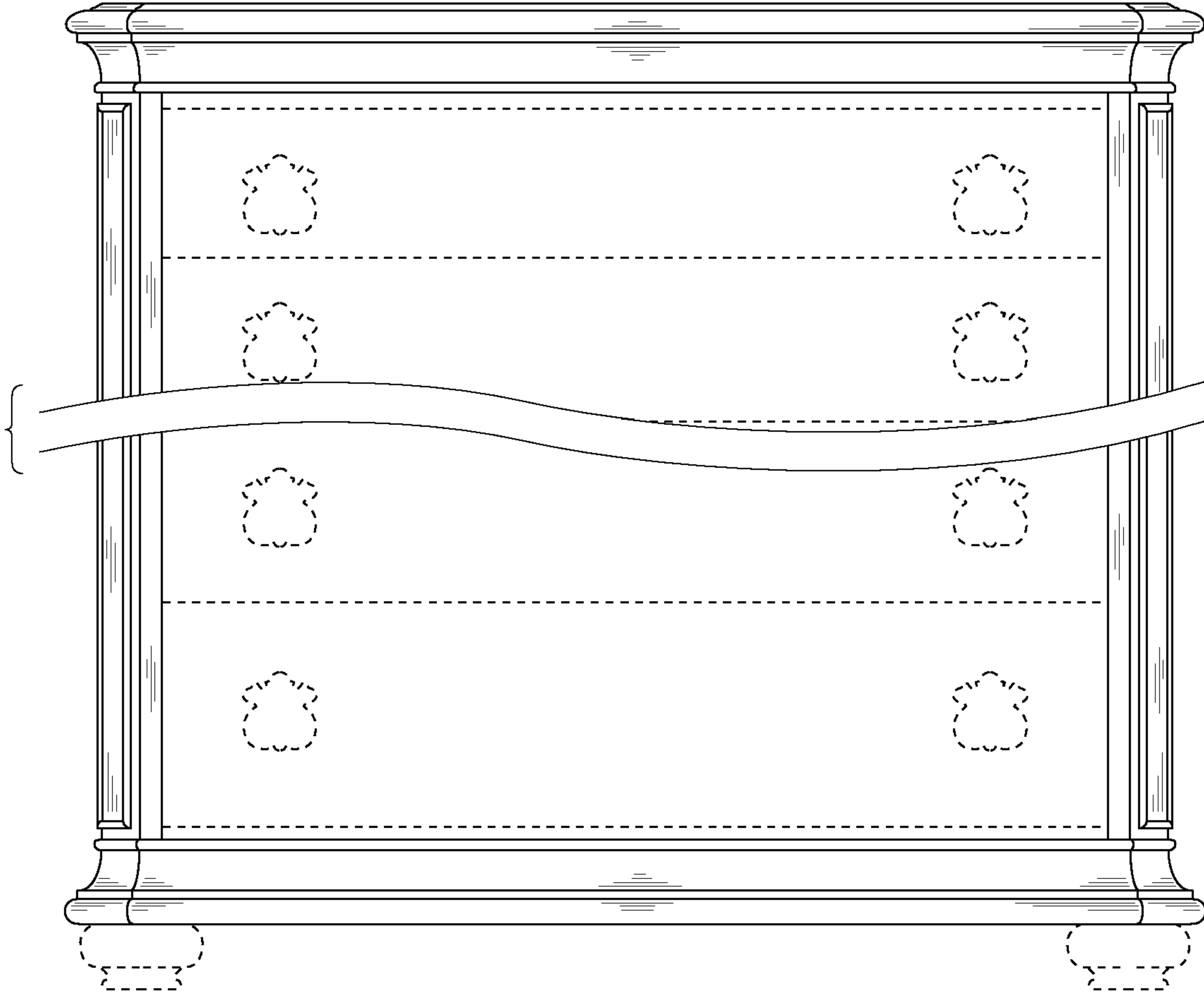


FIG. 2

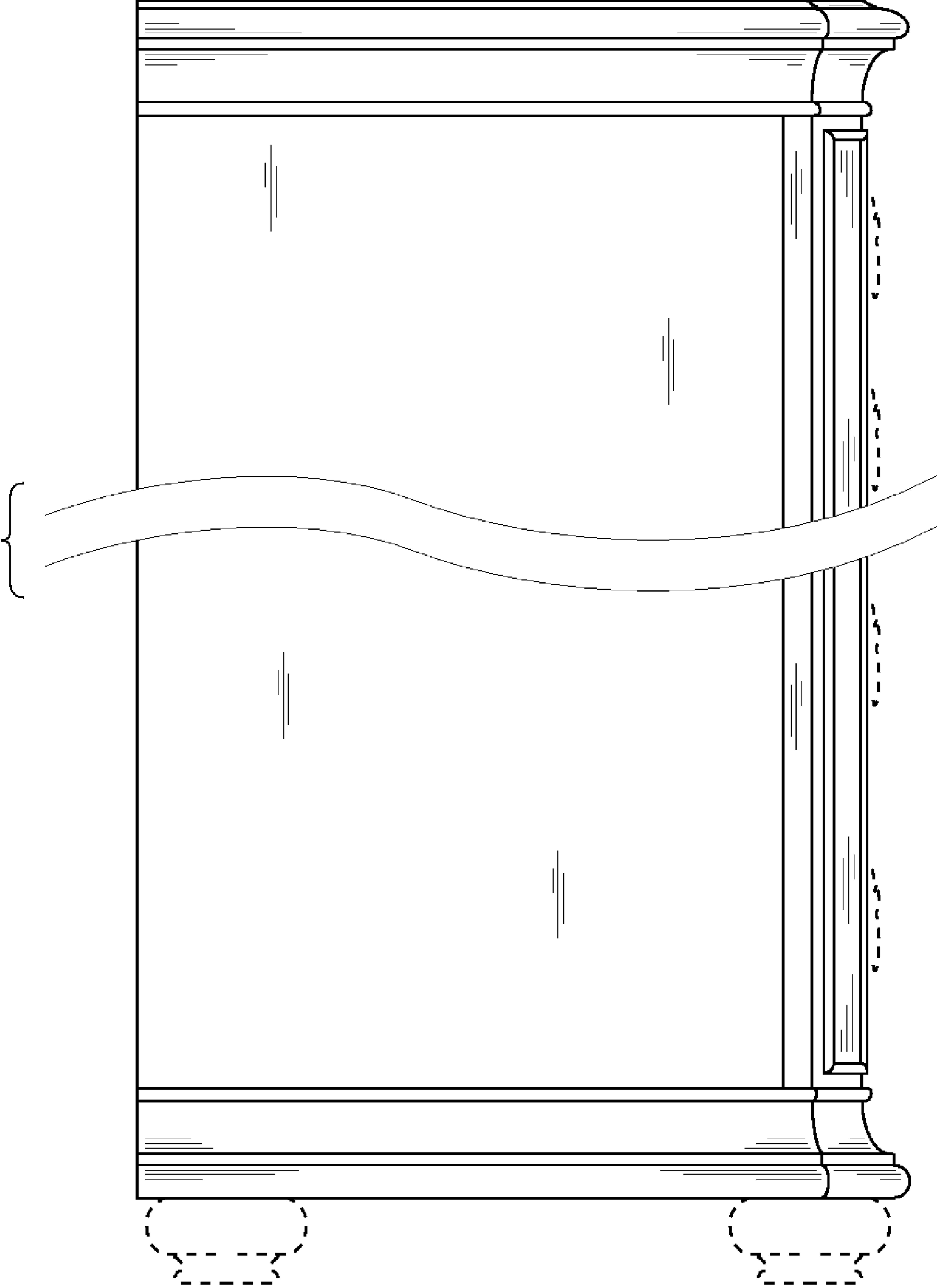


FIG. 3

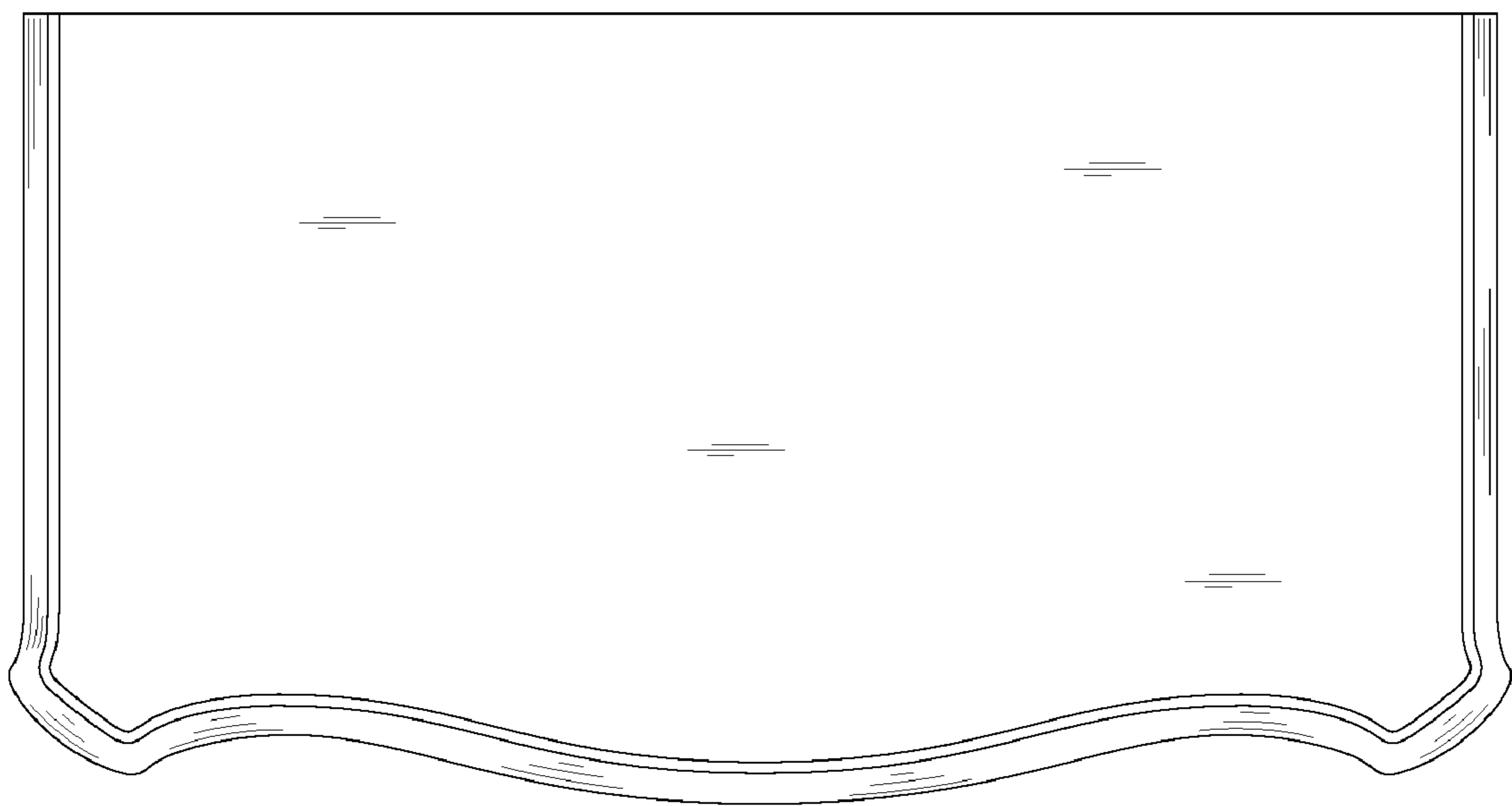


FIG. 4

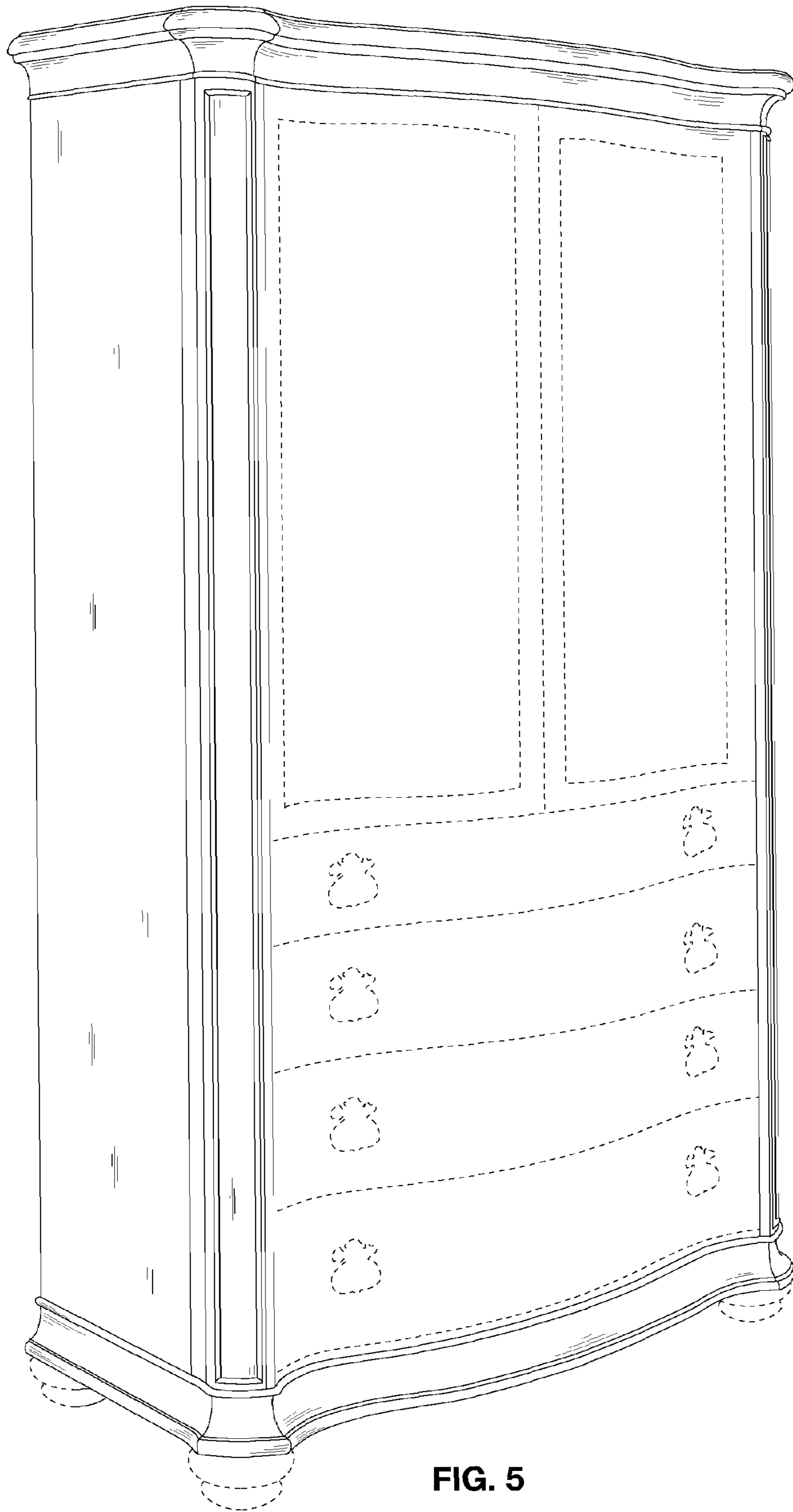


FIG. 5