



US00D555391S

(12) **United States Design Patent**  
**Kent et al.**

(10) **Patent No.:** **US D555,391 S**

(45) **Date of Patent:** **\*\* Nov. 20, 2007**

(54) **COMPACT DISC HOLDER**

D469,268 S \* 1/2003 Marsilio et al. .... D6/407

(75) Inventors: **Michael Kent**, Cumberland, RI (US);  
**William D. Hester**, Meriden, CT (US);  
**Eric Gibbons**, Bordentown, NJ (US);  
**Daniel A. Barry**, Berlin, MA (US)

\* cited by examiner

*Primary Examiner*—Ian Simmons  
*Assistant Examiner*—Dana Sipos  
(74) *Attorney, Agent, or Firm*—Wolf, Greenfield & Sacks  
P.C.

(73) Assignee: **Staples The Office Superstore, LLC**,  
Framingham, MA (US)

(57) **CLAIM**

(\*\*) Term: **14 Years**

The ornamental design for a compact disc holder, as shown  
and described.

(21) Appl. No.: **29/267,652**

(22) Filed: **Oct. 19, 2006**

**DESCRIPTION**

(51) **LOC (8) Cl.** ..... **06-04**

FIG. 1 is a front elevational view of a compact disc holder  
showing our new design;

(52) **U.S. Cl.** ..... **D6/407**

FIG. 2 is a left side elevational view thereof, the right side  
elevational view being a mirror image;

(58) **Field of Classification Search** ..... D6/396,  
D6/407, 631, 632, 634; 206/307.1, 308.1,  
206/308.2, 308.3, 445; 312/9.1

FIG. 3 is a top plan view thereof, the bottom plan view being  
identical; and,

See application file for complete search history.

FIG. 4 is a top, front, left side perspective view thereof.

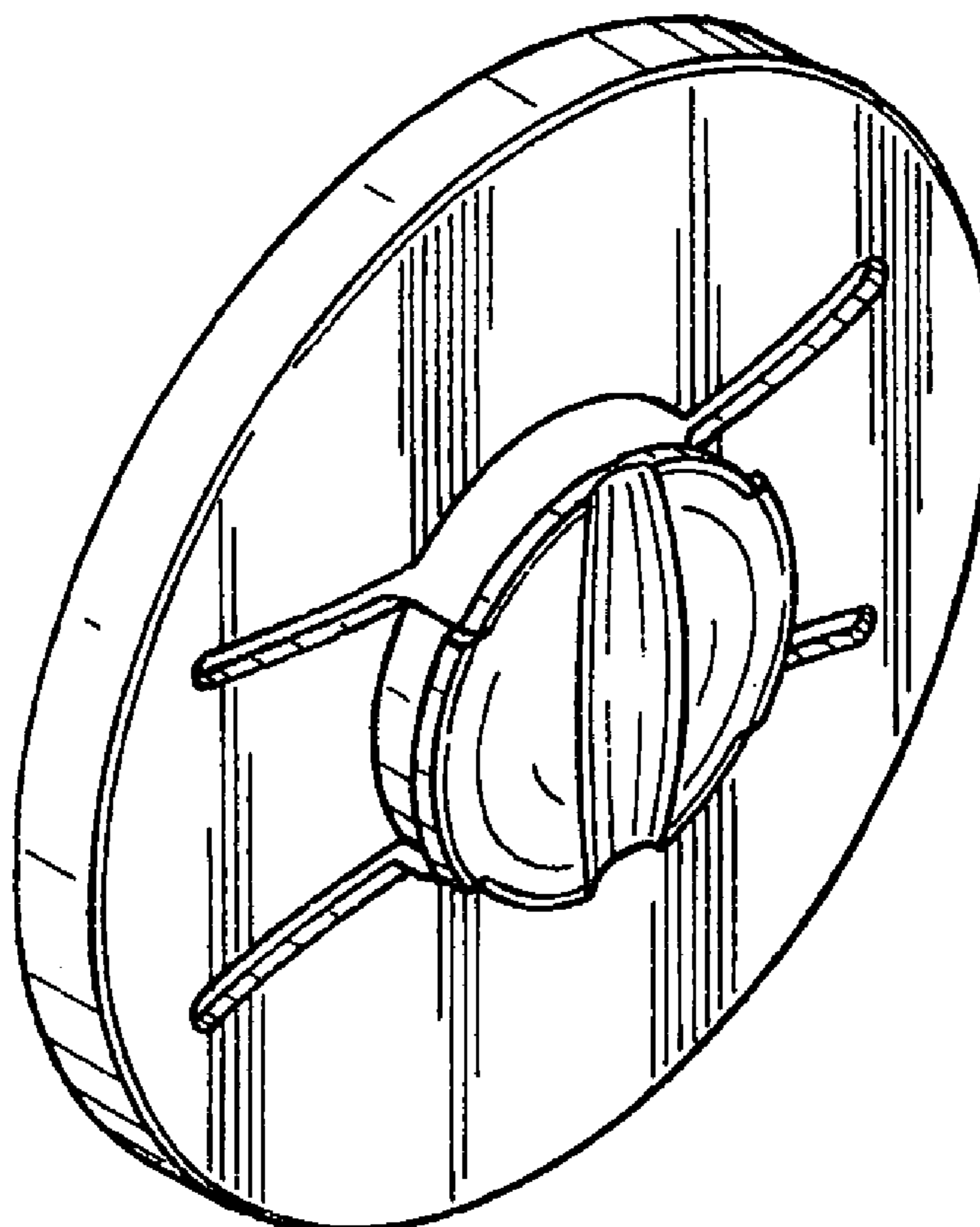
(56) **References Cited**

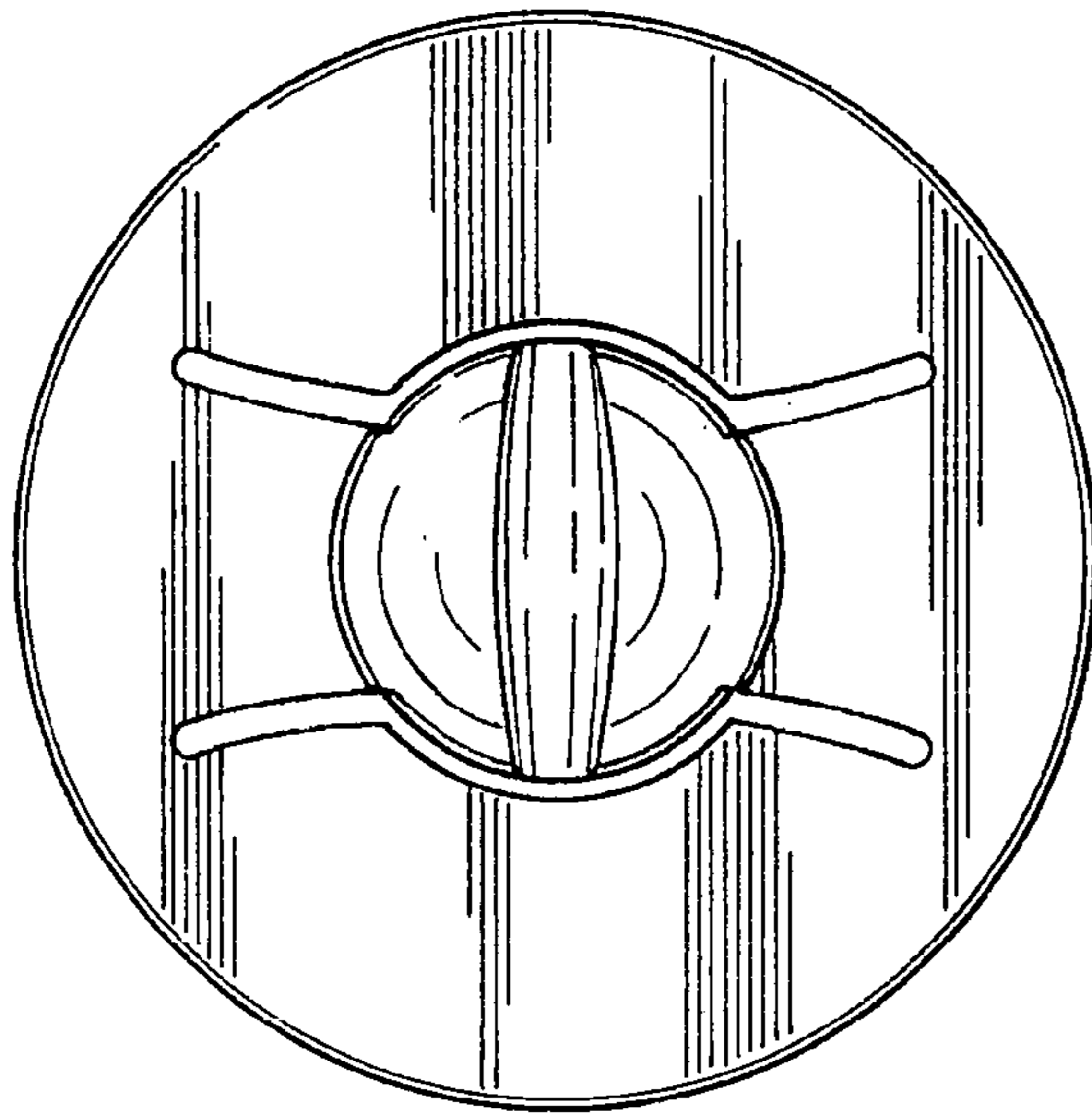
The broken lines shown in the drawings are for illustrative  
purposes only and form no part of the claimed design.

**U.S. PATENT DOCUMENTS**

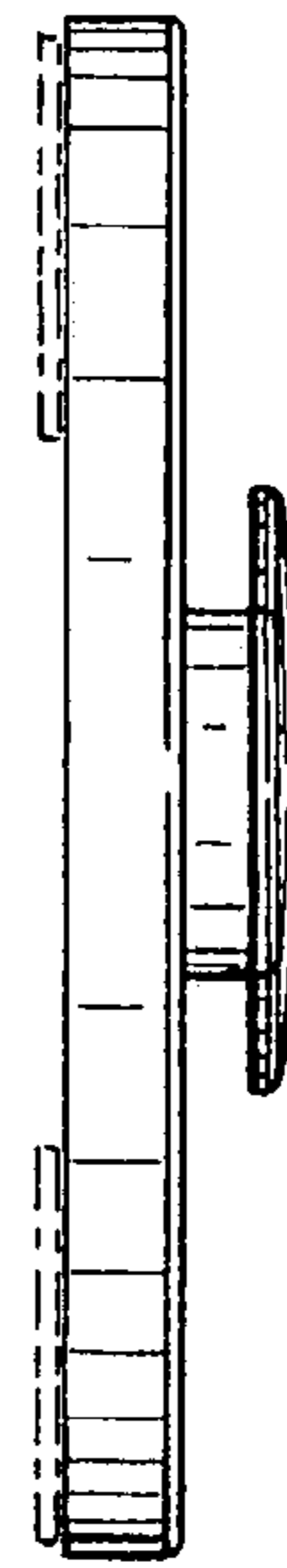
D465,673 S \* 11/2002 Marsilio et al. .... D6/407

**1 Claim, 1 Drawing Sheet**






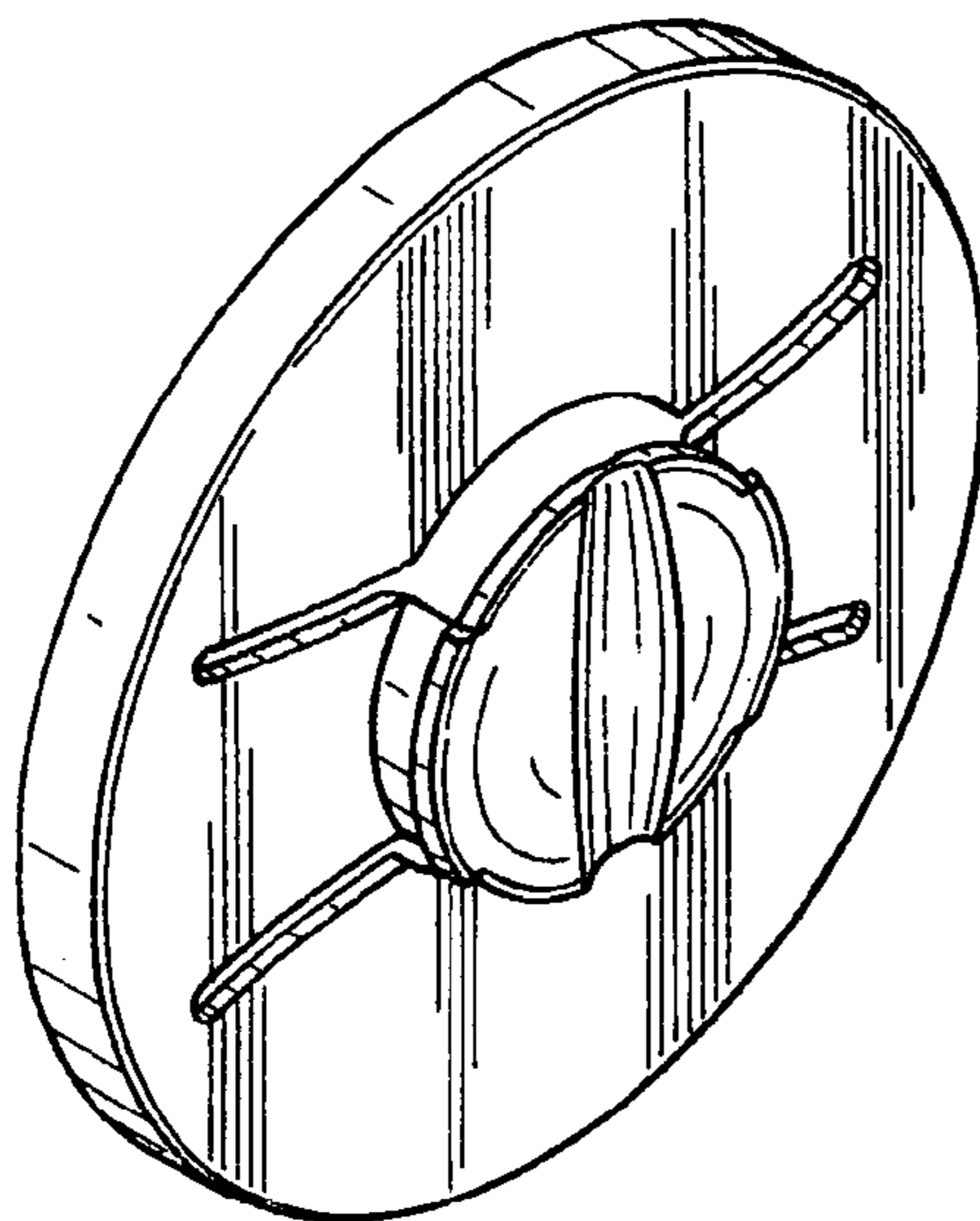
*Fig. 1*



*Fig. 2*



*Fig. 3*



*Fig. 4*