



US00D555351S

(12) **United States Design Patent**
Sween et al.

(10) **Patent No.:** **US D555,351 S**

(45) **Date of Patent:** **** Nov. 20, 2007**

(54) **MOUSE PAD CARRYING CASE**

(75) Inventors: **Barry Sween**, Santa Monica, CA (US);
Maaiké Evers, San Francisco, CA
(US); **Mike Simonian**, San Francisco,
CA (US)

(73) Assignee: **Belkin International, Inc.**, Compton,
CA (US)

(**) Term: **14 Years**

(21) Appl. No.: **29/270,894**

(22) Filed: **Jan. 5, 2007**

(51) **LOC (8) Cl.** **03-01**

(52) **U.S. Cl.** **D3/201**

(58) **Field of Classification Search** D3/201,
D3/205, 215, 219, 226, 232-246; 383/4,
383/6, 907, 11-12, 21-23, 117, 31, 42, 78-79,
383/84, 93, 97-99, 104-105; 206/308.1,
206/445, 307.1, 307; D6/407, 626-635;
224/192-193, 240, 664, 667, 676, 669, 677,
224/934

See application file for complete search history.

(56) **References Cited**

U.S. PATENT DOCUMENTS

D235,934 S * 7/1975 Chernoff D3/237
D235,936 S * 7/1975 Chernoff D3/237

5,645,205 A * 7/1997 Kennedy 224/676
D418,975 S * 1/2000 Nastasi D3/238
D432,344 S * 10/2000 Eskandry D6/632
D507,700 S * 7/2005 Meadows D3/238
D516,805 S * 3/2006 Suppancig D3/246
D541,527 S * 5/2007 Schewe D3/238

* cited by examiner

Primary Examiner—Catherine R. Oliver

(74) *Attorney, Agent, or Firm*—Bryan Cave LLP

(57) **CLAIM**

We claim the ornamental design for a mouse pad carrying case, as shown and described.

DESCRIPTION

FIG. 1 is a top view of the mouse pad carrying case;

FIG. 2 is a right side elevational view thereof;

FIG. 3 is a bottom view thereof;

FIG. 4 is a left side elevational view thereof;

FIG. 5 is a rear elevational view thereof;

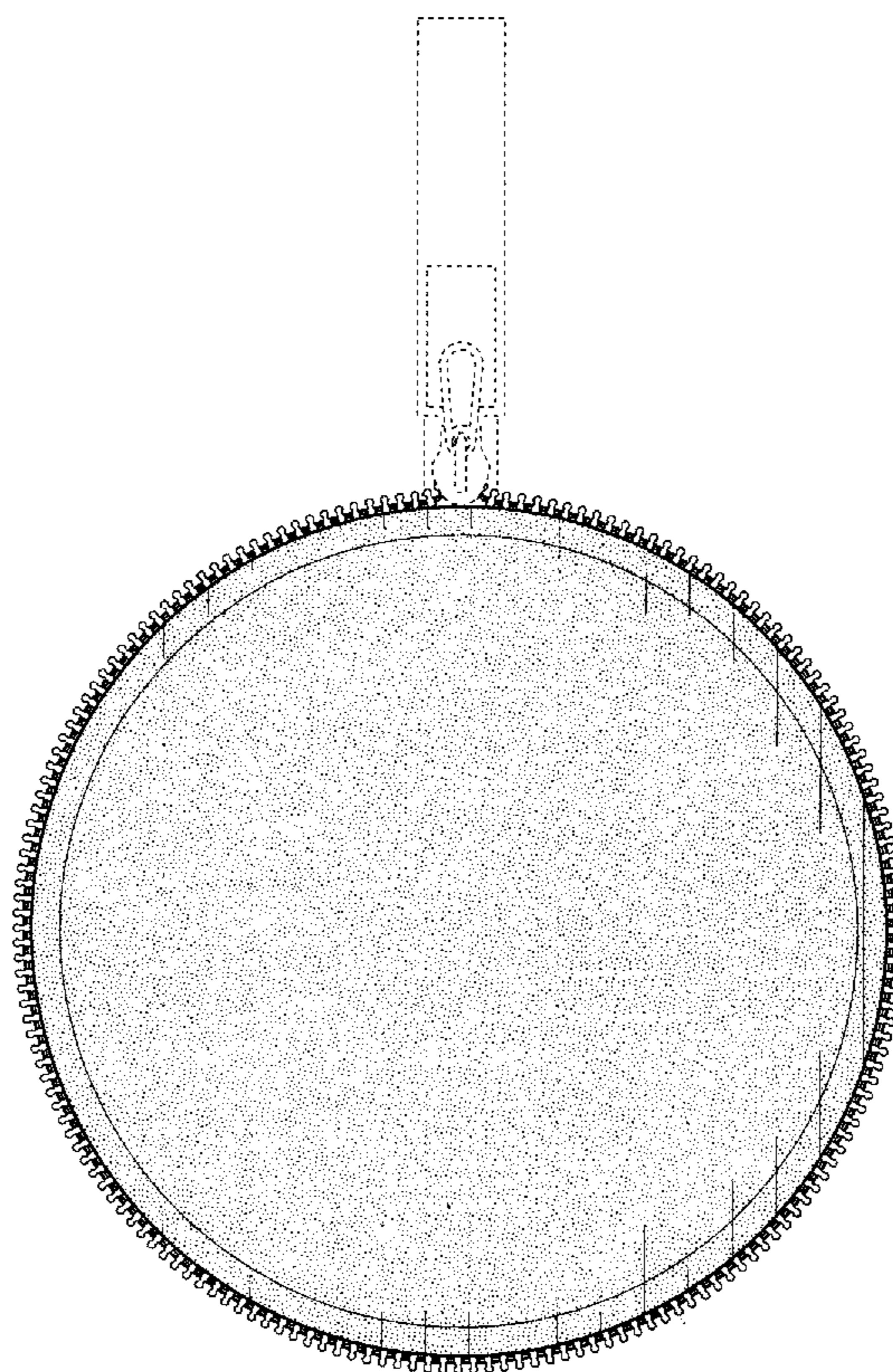
FIG. 6 is a front elevational view thereof;

FIG. 7 is a folded, right, front elevational view thereof; and,

FIG. 8 is a folded, left, rear elevational view thereof.

The broken lines in the drawings are for illustrative purposes only and form no part of the claimed design.

1 Claim, 5 Drawing Sheets



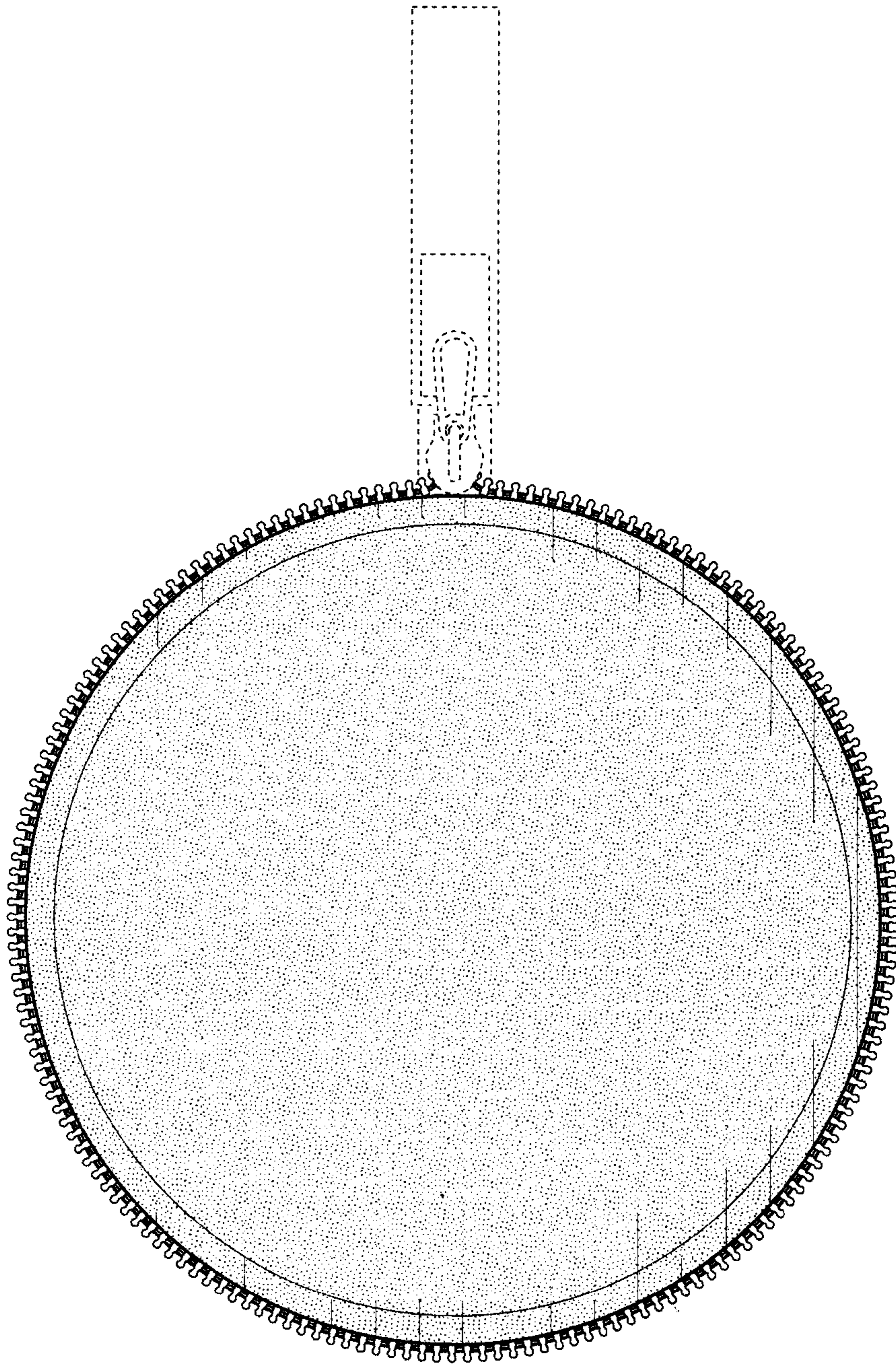


FIG. 1

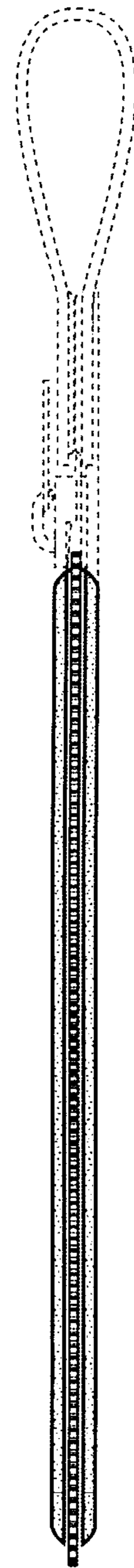


FIG. 2



FIG. 3

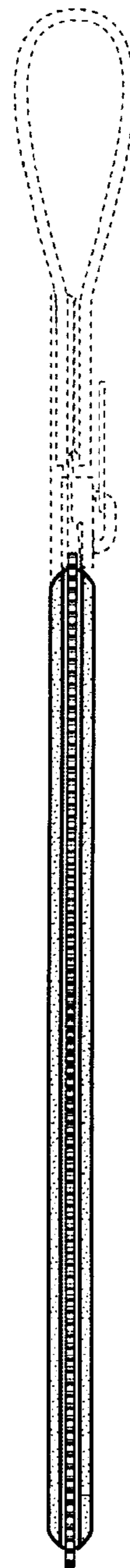


FIG. 4



FIG. 5

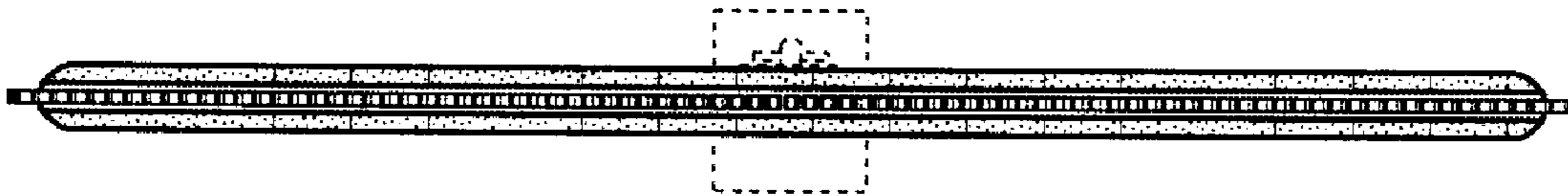


FIG. 6

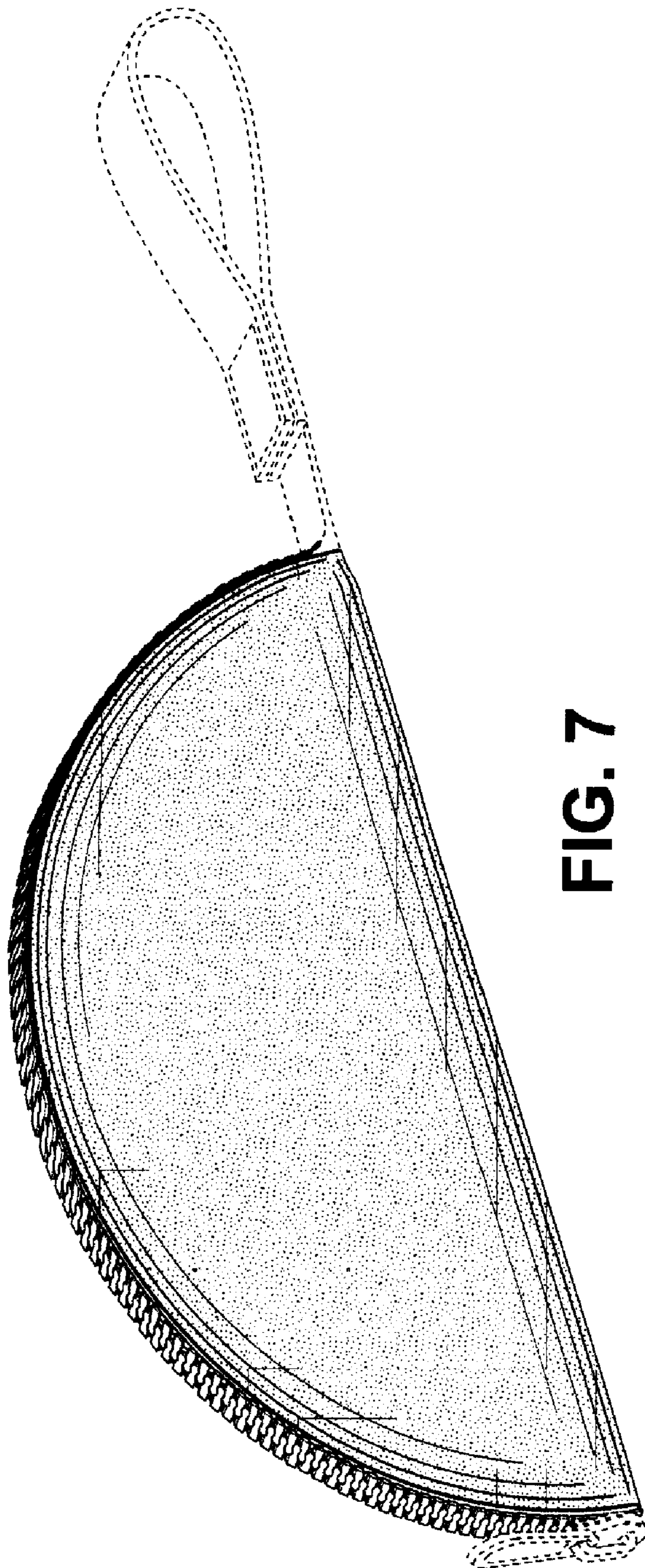


FIG. 7

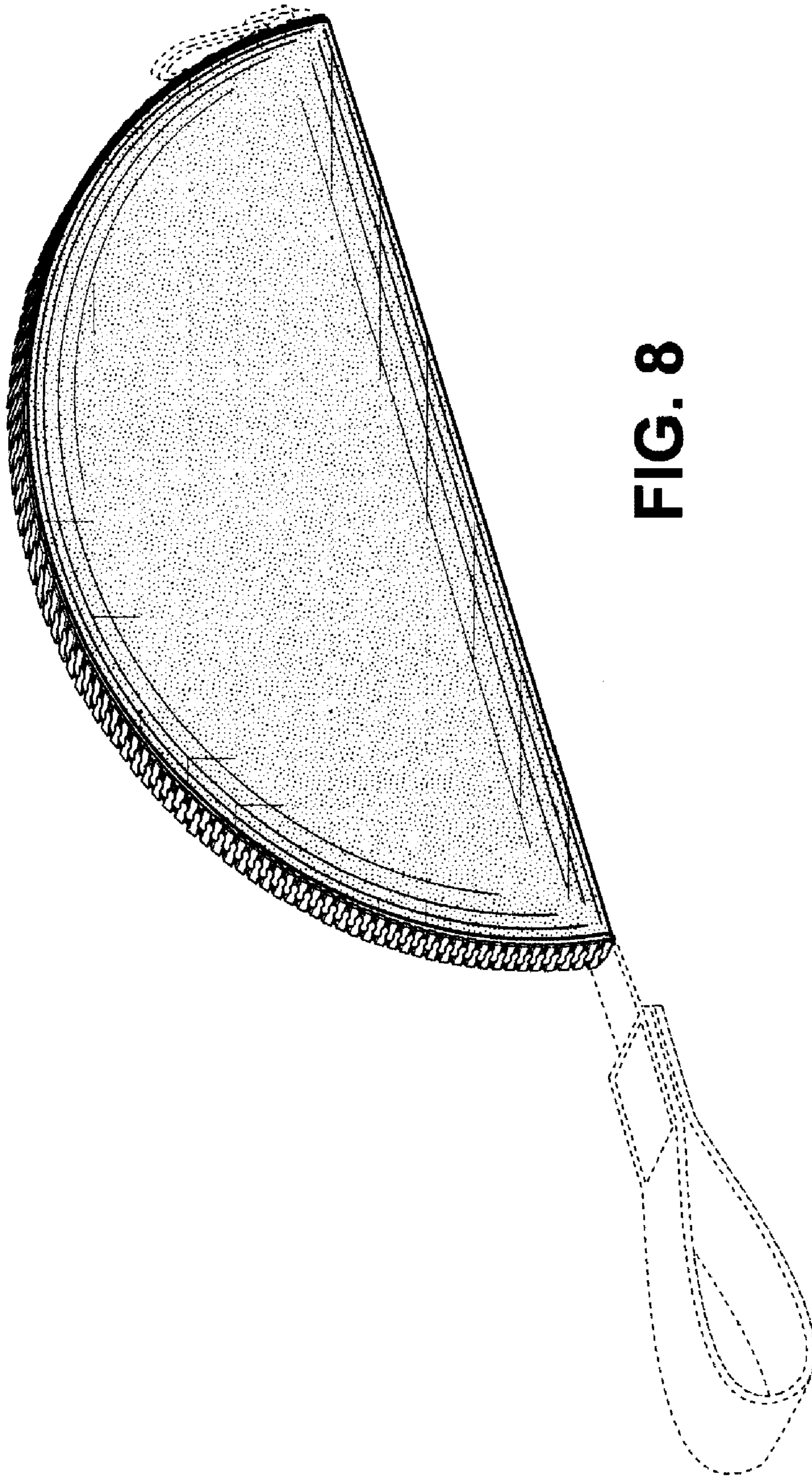


FIG. 8