



US00D555347S

(12) **United States Design Patent** (10) **Patent No.:** **US D555,347 S**
Rasmussen (45) **Date of Patent:** **** Nov. 20, 2007**

(54) **PORTION OF A SHOE UPPER**

(75) Inventor: **Jeff Rasmussen**, Portland, OR (US)

(73) Assignee: **Nike, Inc.**, Beaverton, OR (US)

(**) Term: **14 Years**

(21) Appl. No.: **29/262,672**

(22) Filed: **Jul. 7, 2006**

(51) **LOC (8) Cl.** **02-99**

(52) **U.S. Cl.** **D2/972**

(58) **Field of Classification Search** D2/969,
D2/896, 902-907, 970-972; 36/45, 83, 88,
36/126-129

See application file for complete search history.

(56) **References Cited**

U.S. PATENT DOCUMENTS

D72,791 S	6/1927	Davis	
D89,615 S	4/1933	Grubs	
D95,788 S	6/1935	Audino	
D96,578 S	8/1935	Arkin	
D102,934 S	1/1937	Vamos	
D130,260 S	11/1941	Whatmore	
D156,302 S	11/1949	Whatmore	
2,662,677 A	12/1953	Perry	
D304,387 S	11/1989	Brown	
D377,262 S	1/1997	Lucas	
D377,712 S *	2/1997	Avar et al.	D2/972
D387,549 S *	12/1997	Rusnak	D2/969
D395,944 S	7/1998	Avar	
D398,765 S	9/1998	Lozano	
D411,248 S	6/1999	Clegg	
D417,772 S	12/1999	Selbiger	
D427,760 S	7/2000	Holmes	

(Continued)

OTHER PUBLICATIONS

Women's Nike Footwear Catalog (SP 05), p. 31, published Jun. 2004, Beaverton, Oregon, U.S.A.

Nike Footwear Catalog (SP 04), p. 32, published Jun. 2003, Beaverton, Oregon, U.S.A.

Women's Nike Footwear Catalog (SP 00), p. 7, published Jul. 1999, Beaverton, Oregon, U.S.A.

Men's Nike Footwear Catalog (HO 98), p. M74, published Feb. 1998, Beaverton, Oregon, U.S.A.

Nike Footwear Catalog (LS 1996), p. 149, published Aug. 1995, Beaverton, Oregon, U.S.A.

Nike Footwear Catalog (SP 96), p. 131, published Jun. 1995, Beaverton, Oregon, U.S.A.

Nike Footwear Catalog (SP 95), p. 32, published Jun. 1994, Beaverton, Oregon, U.S.A.

Nike Footwear Catalog (LS 94), p. 12, 34, 36, published Sep. 1993, Beaverton, Oregon, U.S.A.

Primary Examiner—Stella M. Reid

Assistant Examiner—Rashida C. McCoy

(74) *Attorney, Agent, or Firm*—TraskBritt, P.C.

(57) **CLAIM**

The ornamental design for a portion of a shoe upper, as shown and described.

DESCRIPTION

FIG. 1 is a perspective view of a portion of a shoe upper showing my new design;

FIG. 2 is a side of the portion of a shoe upper shown in FIG. 1;

FIG. 3 is a front view of the portion of a shoe upper shown in FIG. 1;

FIG. 4 is a rear view of the portion of a shoe upper shown in FIG. 1; and,

FIG. 5 is a top view of the portion of a shoe upper shown in FIG. 1.

The uneven broken line immediately adjacent to the shaded area represent the bounds of the claimed design. All other uneven broken lines represent the remaining portion of the shoe. The uneven broken line representations in FIGS. 1-5 are for illustrative purposes only and form no part of the claimed design.

1 Claim, 2 Drawing Sheets



US D555,347 S

Page 2

U.S. PATENT DOCUMENTS

D428,247 S	7/2000	Selbiger			
D428,552 S	7/2000	Lupo			
D432,778 S	10/2000	McCourt			
D447,860 S *	9/2001	Matis et al.	D2/969	
D475,523 S	6/2003	McDowell			
D476,472 S	7/2003	Portzline			
D477,131 S	7/2003	Holmes			
D495,866 S *	9/2004	Holmes	D2/972	* cited by examiner
D496,151 S *	9/2004	Rask	D2/972	
D496,153 S *	9/2004	Morris	D2/972	
D498,911 S *	11/2004	Young	D2/972	
D499,873 S	12/2004	Panariello			
D499,874 S	12/2004	Panariello			
D509,350 S	9/2005	Holmes			
D510,476 S	10/2005	Schambra et al.			
D517,794 S	3/2006	Shin			

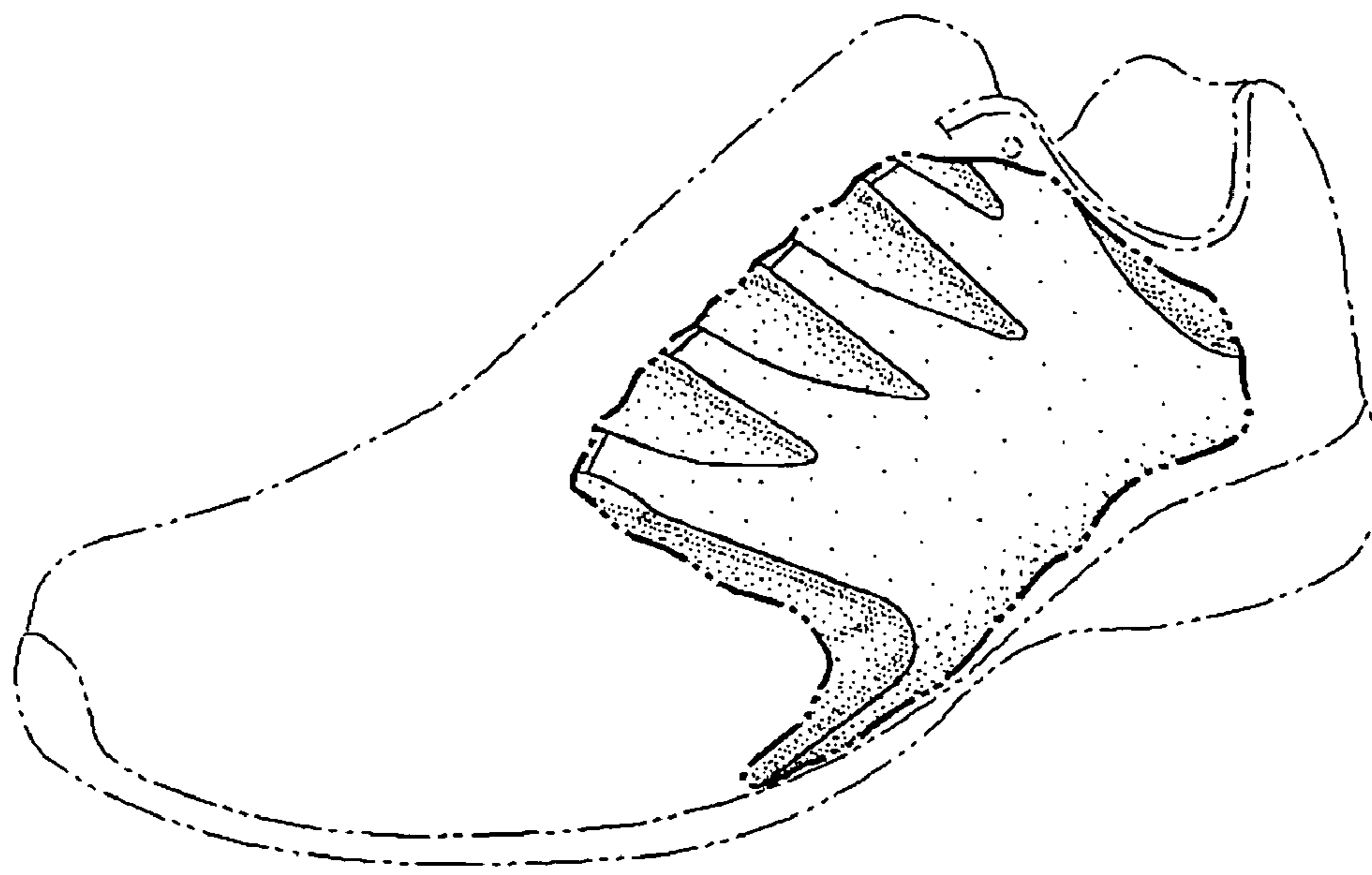


FIG. 1

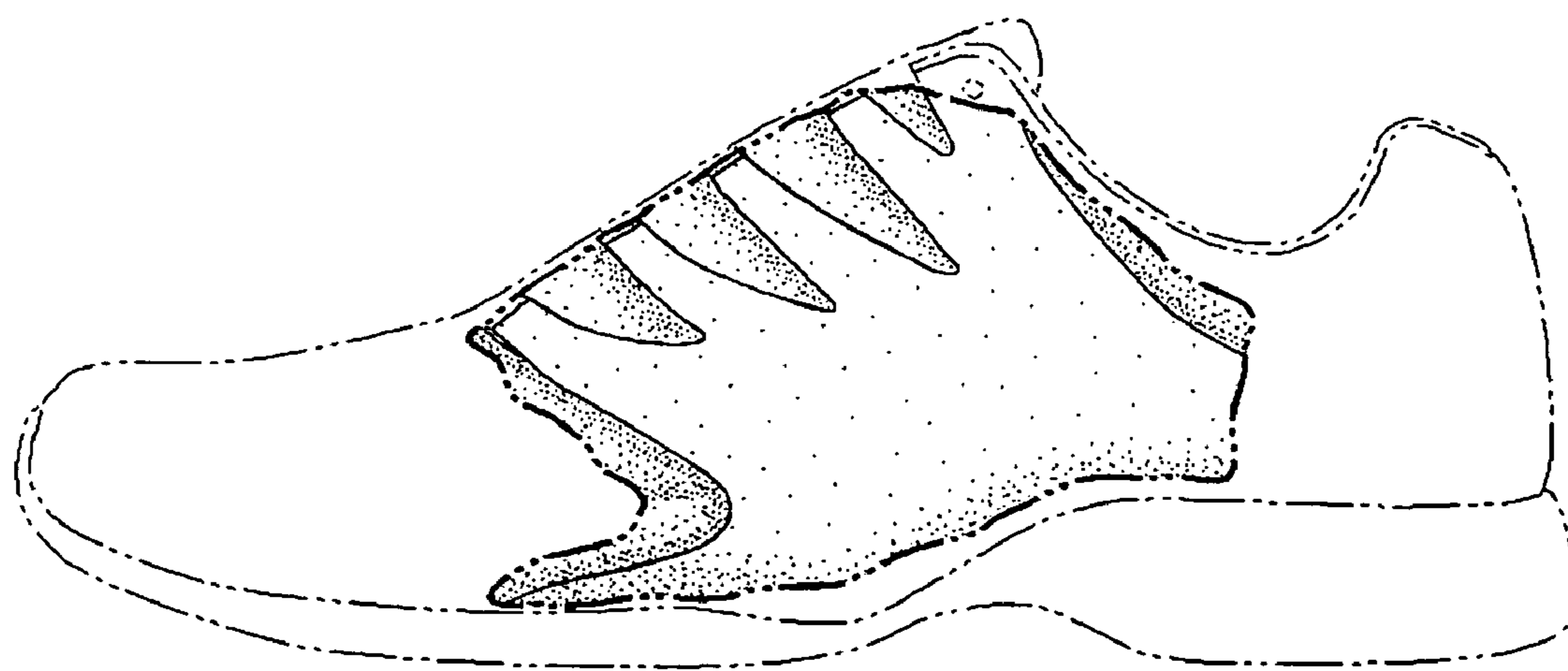


FIG. 2

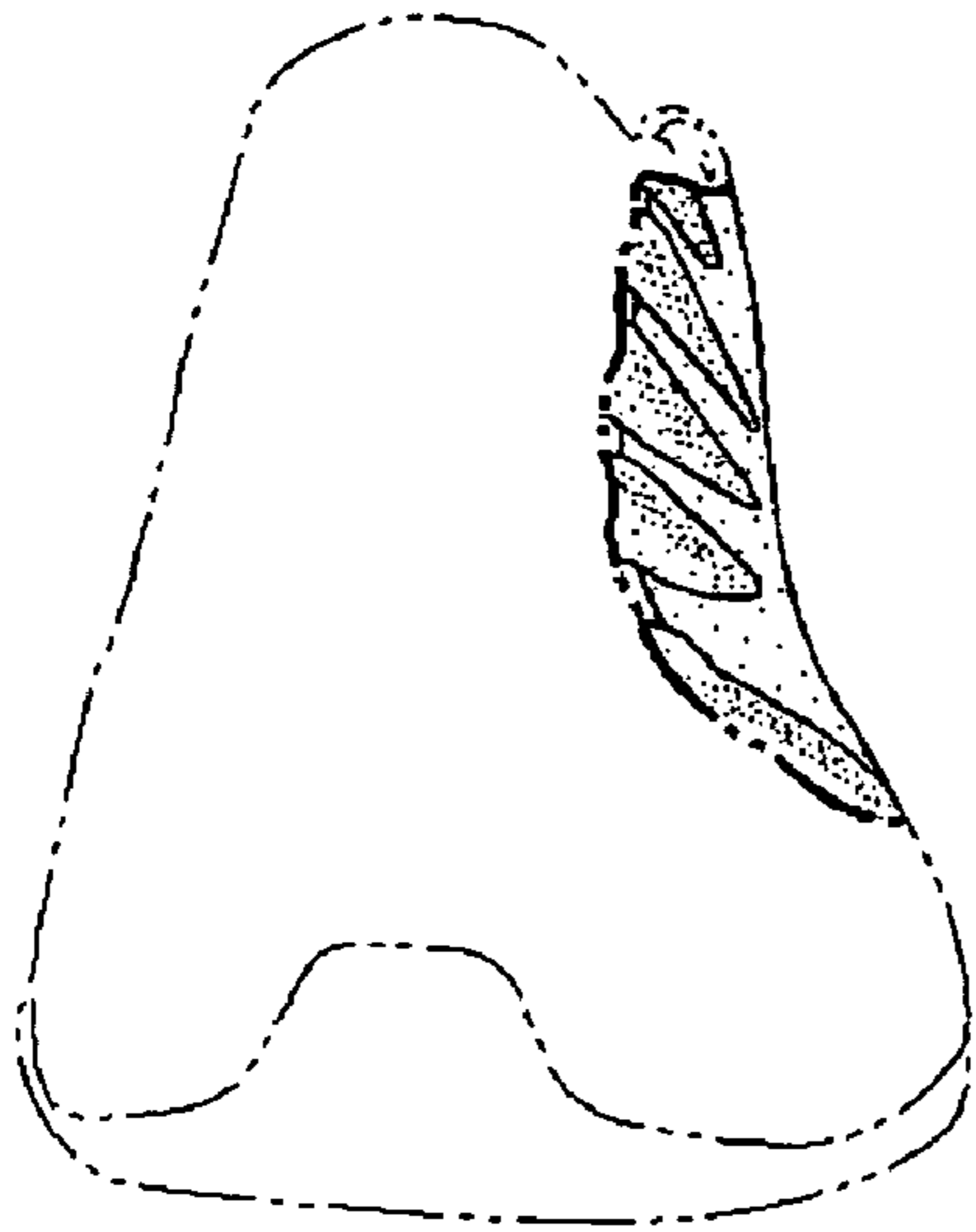


FIG. 3

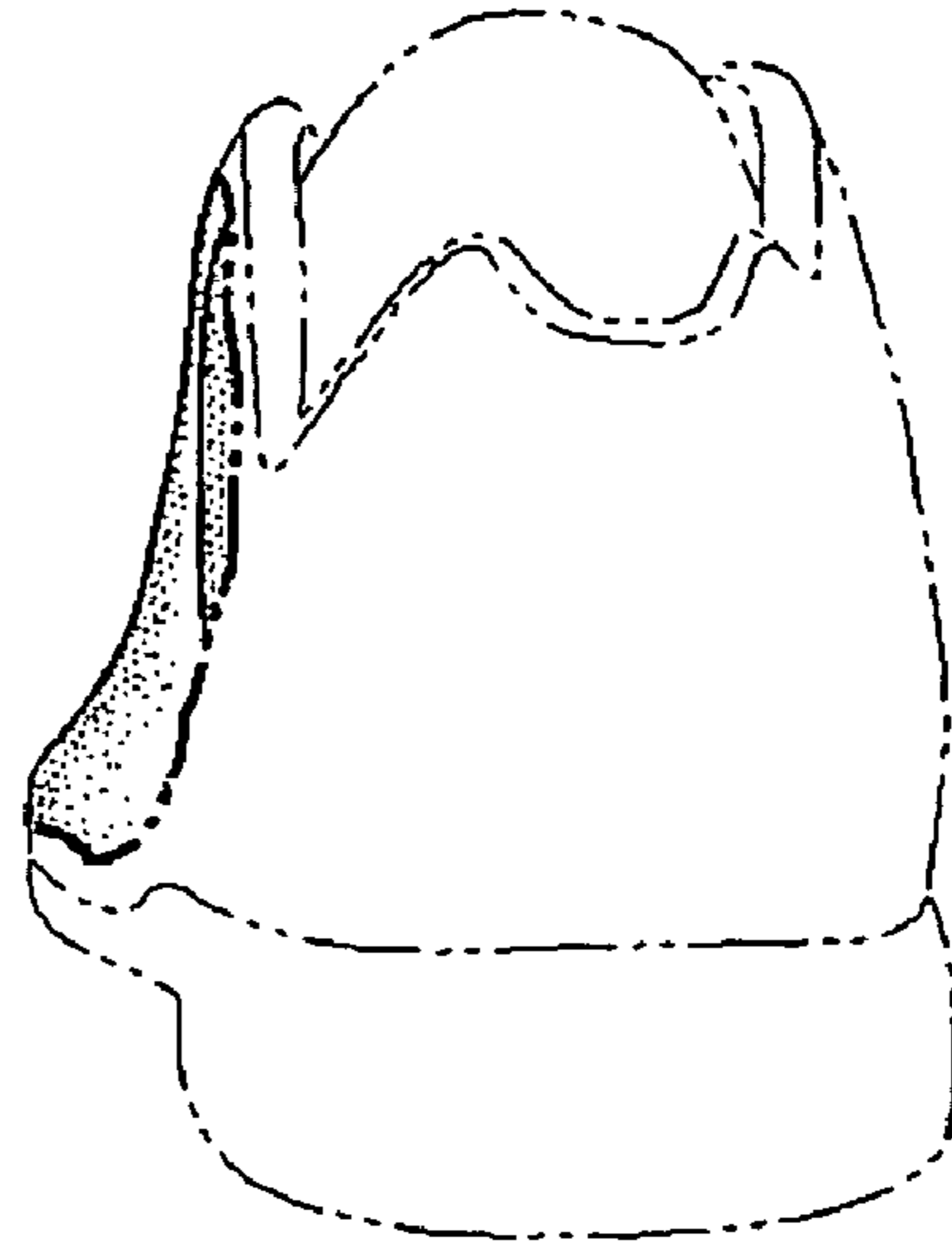


FIG. 4




FIG. 5