



US00D555342S

(12) **United States Design Patent** (10) **Patent No.:** **US D555,342 S**
Reina et al. (45) **Date of Patent:** **** Nov. 20, 2007**

(54) **FOOTWEAR UPPER**

(75) Inventors: **Laurie S. Reina**, 2039 N. Magnolia, Chicago, IL (US) 60614; **Barbara Slusarczyk**, Chicago, IL (US)

(73) Assignees: **Joseph J. Reina**, Chicago, IL (US); **Laurie S. Reina**, Chicago, IL (US)

(**) Term: **14 Years**

(21) Appl. No.: **29/267,484**

(22) Filed: **Oct. 16, 2006**

(51) **LOC (8) Cl.** **02-04**

(52) **U.S. Cl.** **D2/970; D2/917**

(58) **Field of Classification Search** D2/970,
D2/896, 900, 916-918, 925-927, 969; 36/11.5,
36/45, 83

See application file for complete search history.

(56) **References Cited**

U.S. PATENT DOCUMENTS

2,334,719	A	11/1943	Margolin	
4,069,601	A *	1/1978	Robbins et al.	36/11.5
4,910,887	A	3/1990	Turner et al.	
4,912,858	A	4/1990	Mochizuki	
4,939,851	A	7/1990	Miller	
D336,977	S	7/1993	Sensi	
5,465,508	A	11/1995	Bourdeau	
6,701,640	B2	3/2004	Nakano	
D495,123	S *	8/2004	Wakatake	D2/969
D504,211	S *	4/2005	Matis	D2/969
6,874,252	B2	4/2005	Nakano	
7,024,803	B2	4/2006	Basso	
2001/0025432	A1	10/2001	Contreras et al.	

2002/0088140	A1	7/2002	Wang et al.
2003/0106240	A1	6/2003	Wang et al.
2003/0136023	A1	7/2003	Chen
2005/0262726	A1	12/2005	Ferniani et al.

OTHER PUBLICATIONS

Website; www.sensi.com/mens/22, 4100—Regatta Ice—Slide Sandal, 2 pages.

Website: www.sensi.com/womens/31; 5400—Monte Carlo—Women’s Thong Sandals, 2 pages.

Website: www.sensi.com/womens/29; 4500—Capri Ice—Women’s Slide Sandal, 2 pages.

* cited by examiner

Primary Examiner—Stella Reid

Assistant Examiner—Rashida C. McCoy

(74) *Attorney, Agent, or Firm*—Greer, Burns & Crain Ltd.

(57) **CLAIM**

The ornamental design for a footwear upper, as shown and described.

DESCRIPTION

FIG. 1 is a top perspective view of a footwear upper showing our new design.

FIG. 2 is a right side elevational view thereof.

FIG. 3 is a left side elevational view thereof.

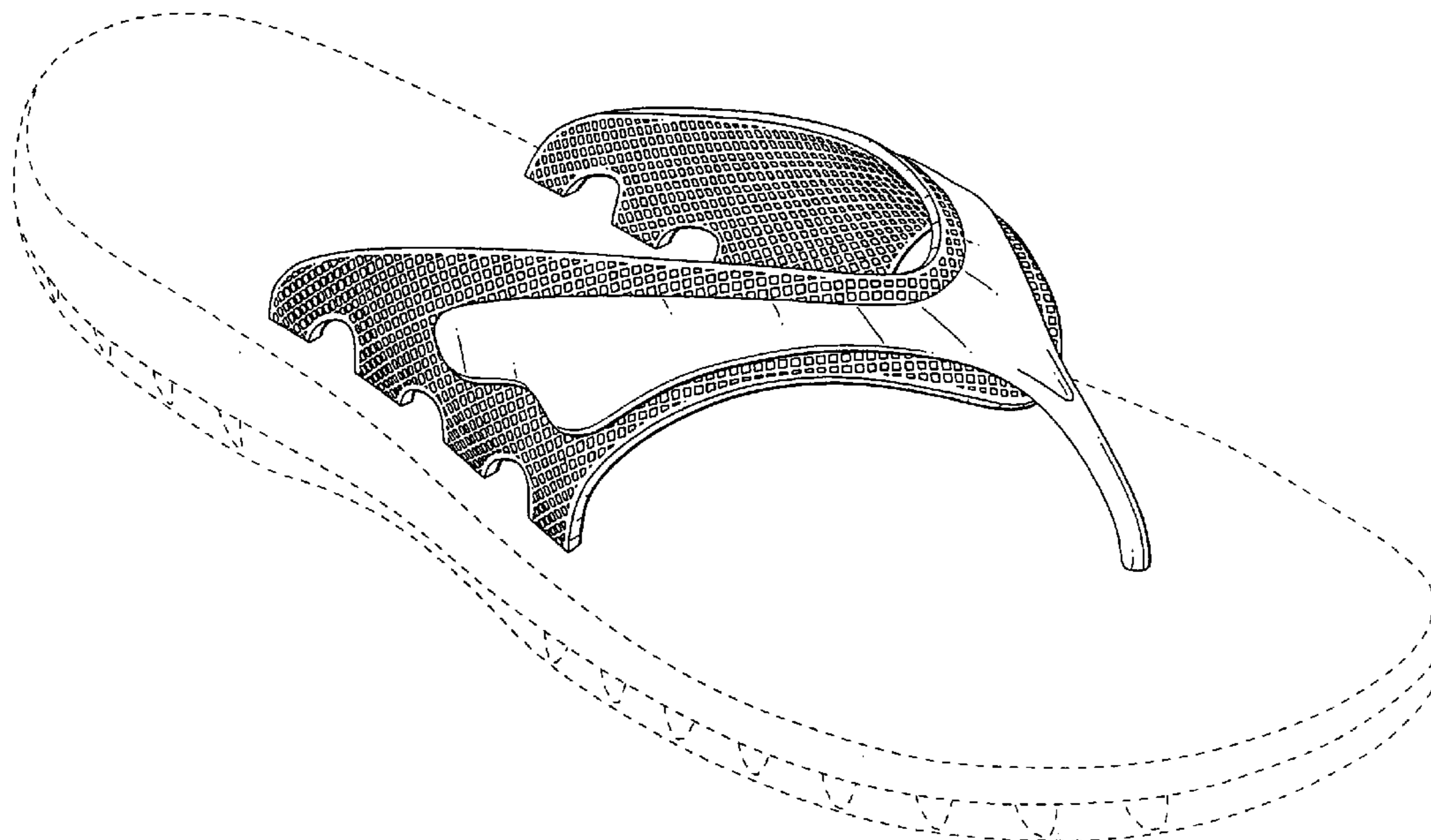
FIG. 4 is a top plan view thereof.

FIG. 5 is a front elevational view thereof; and,

FIG. 6 is a back elevational view thereof.

Features shown in dashed lines are for environmental purposes and do not form a part of the claimed design.

1 Claim, 4 Drawing Sheets



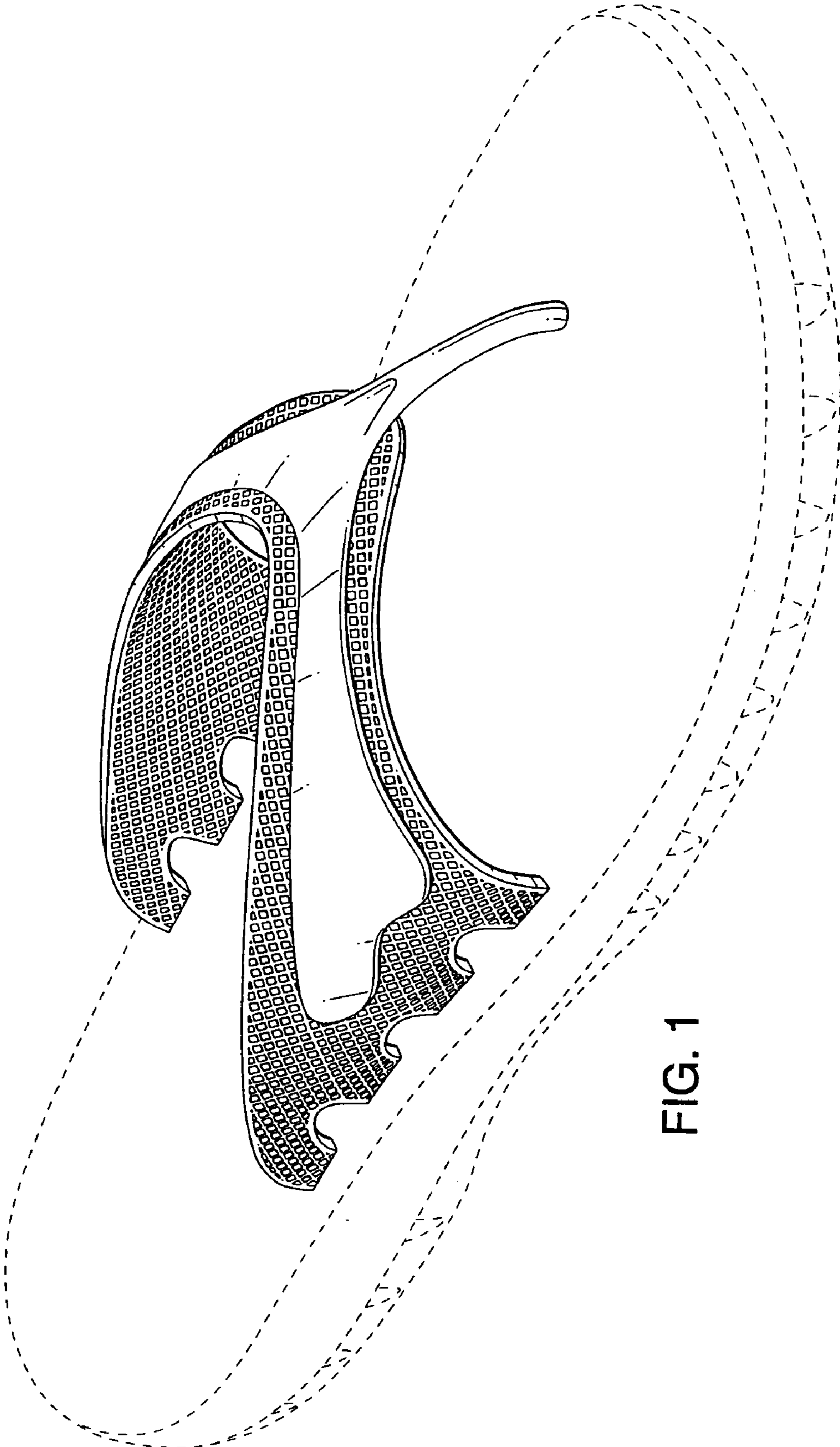


FIG. 1

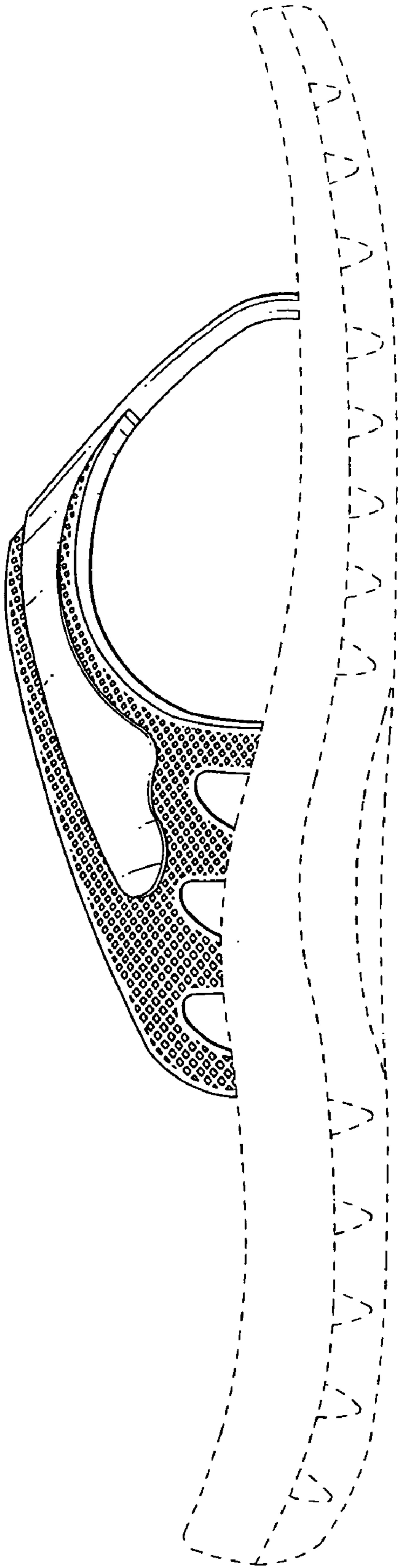


FIG. 2

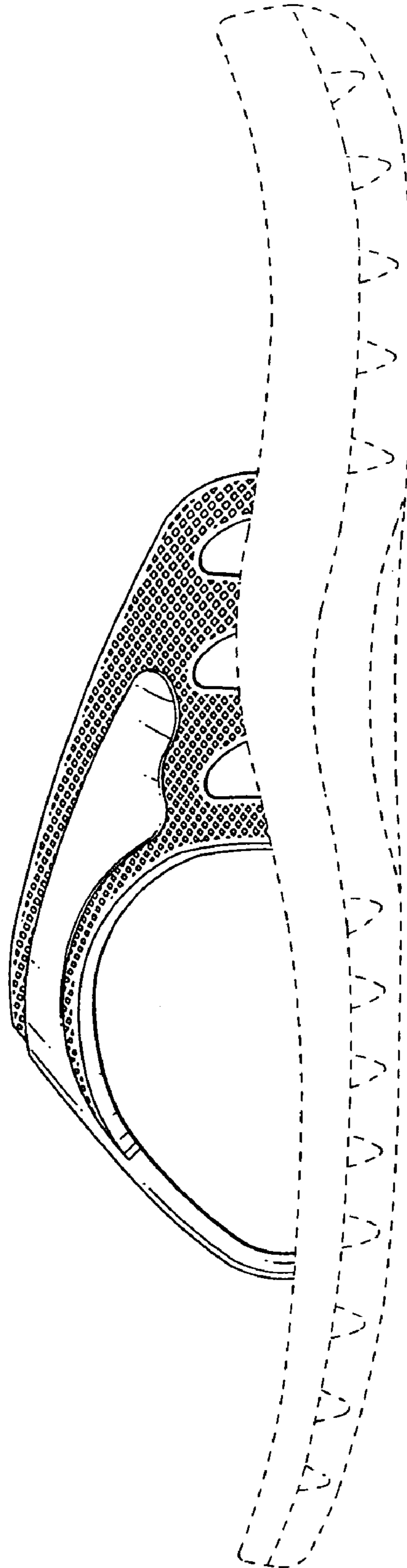


FIG. 3

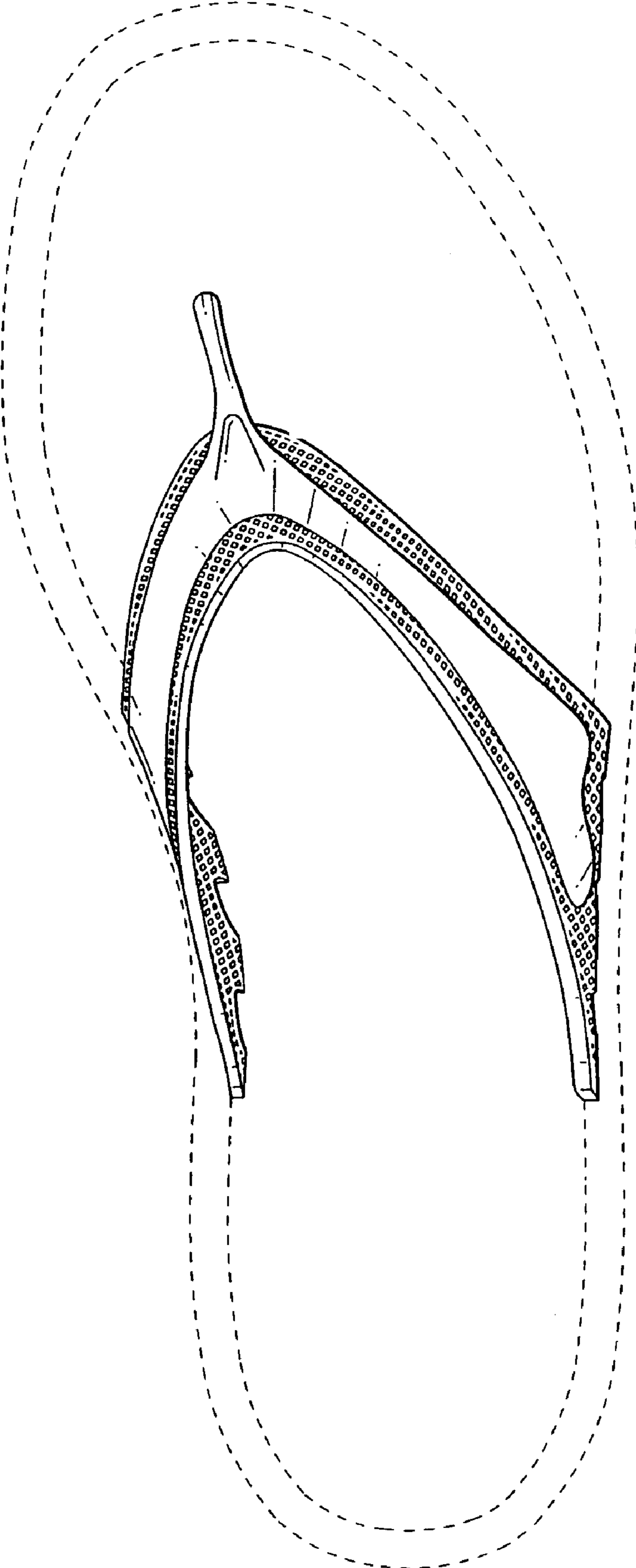


FIG. 4

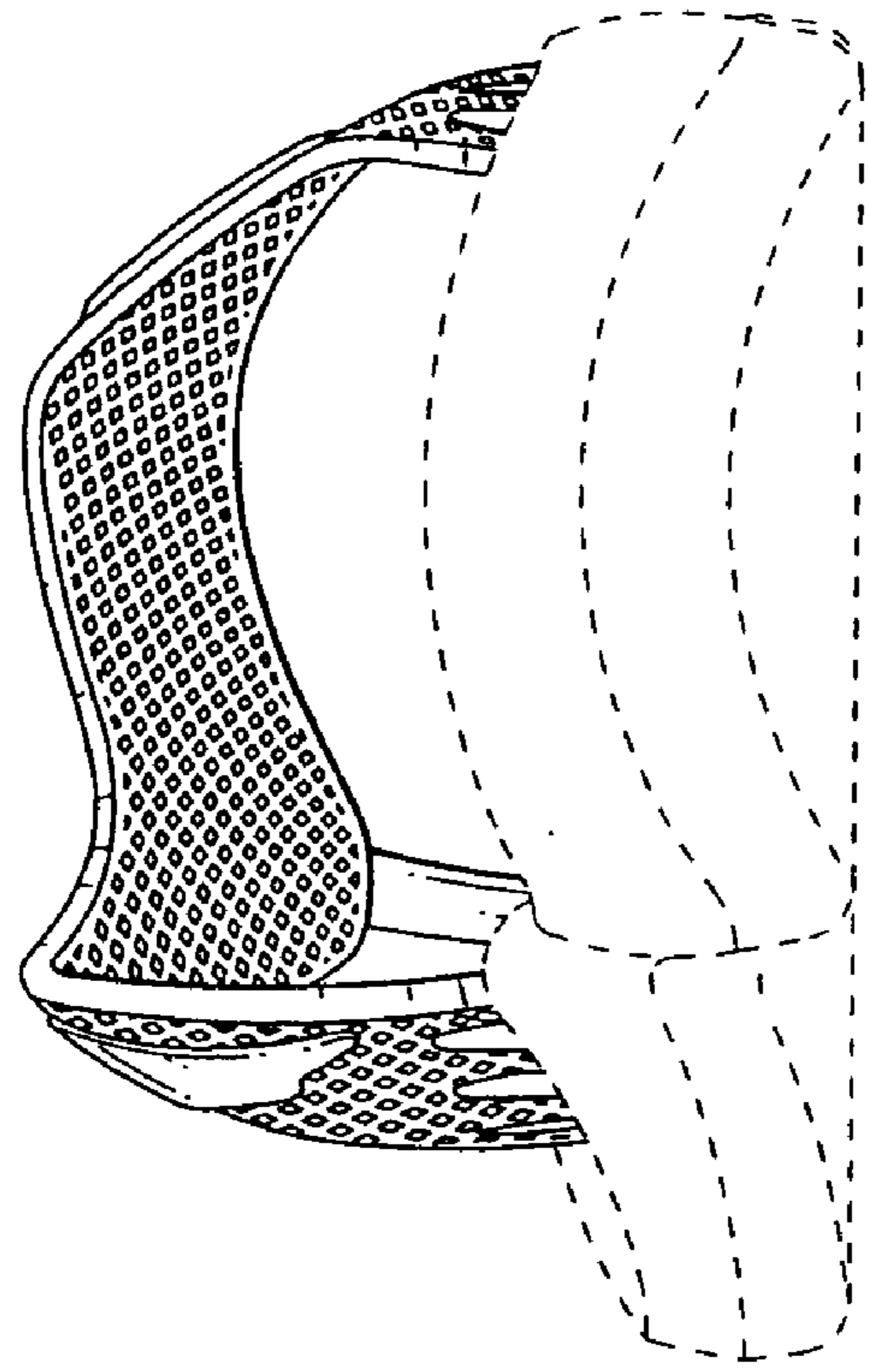


FIG. 6

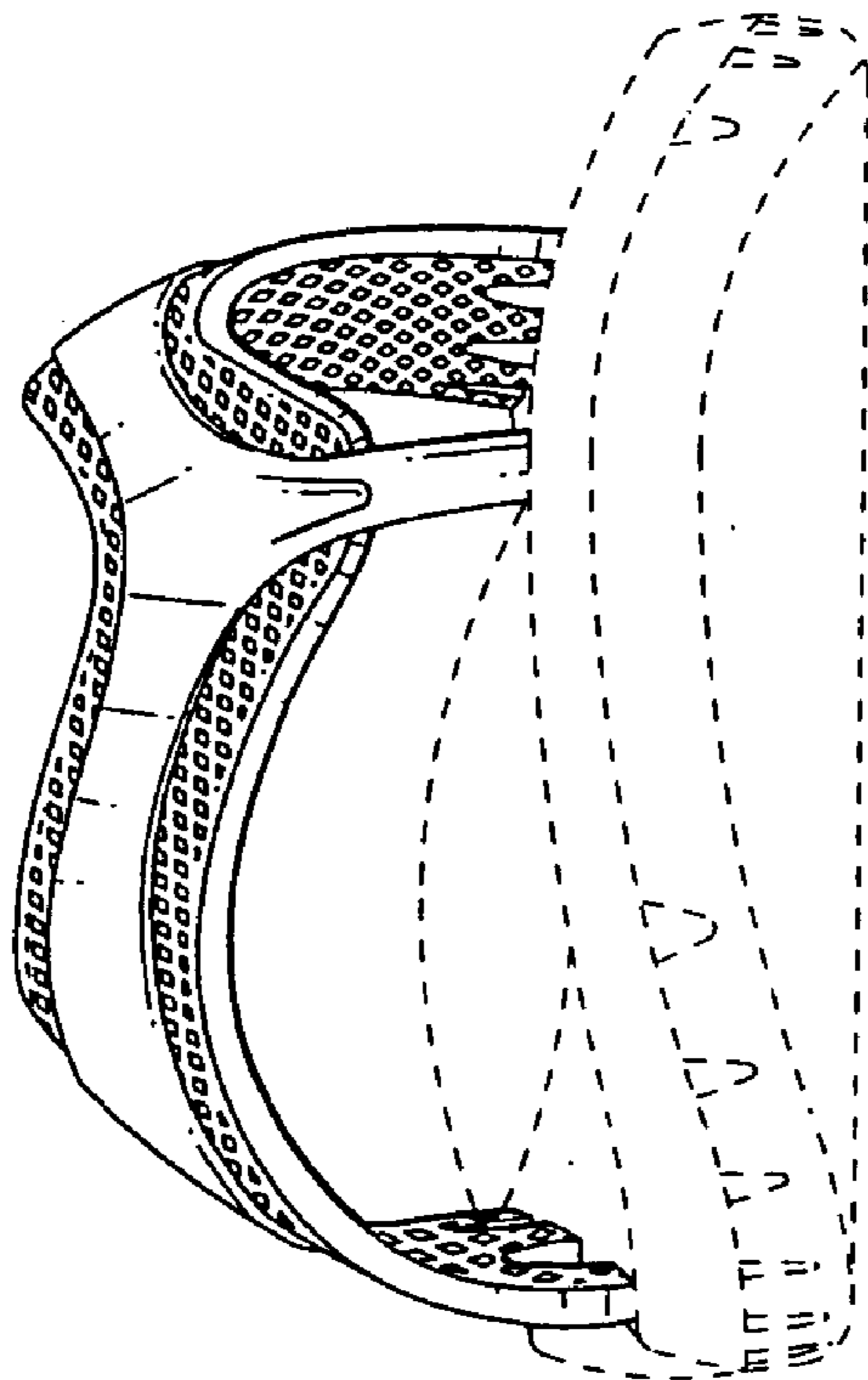


FIG. 5