



US00D555336S

(12) **United States Design Patent**
Earle

(10) **Patent No.:** **US D555,336 S**

(45) **Date of Patent:** **** Nov. 20, 2007**

(54) **PORTION OF AN ARTICLE OF FOOTWEAR**

(75) Inventor: **John Earle**, Portland, OR (US)

(73) Assignee: **Deckers Outdoor Corporation**, Goleta, CA (US)

(**) Term: **14 Years**

(21) Appl. No.: **29/258,558**

(22) Filed: **Apr. 24, 2006**

(51) **LOC (8) Cl.** **02-99**

(52) **U.S. Cl.** **D2/946; D2/917; D2/961**

(58) **Field of Classification Search** D2/946,
D2/961, 916-918; 36/43, 44, 31, 145-182,
36/11.5

See application file for complete search history.

(56) **References Cited**

U.S. PATENT DOCUMENTS

3,589,037	A *	6/1971	Gallagher	36/44
D250,738	S *	1/1979	Foldes	D2/916
D251,096	S *	2/1979	Young	D2/917
D251,216	S *	3/1979	Krippelz	D2/916
D253,139	S *	10/1979	Foldes	D2/916
D278,571	S *	4/1985	Eber	D2/916
D281,735	S *	12/1985	Seltzer	D2/916
4,685,224	A *	8/1987	Anger	36/43
D292,441	S *	10/1987	Gamm	D2/916
4,831,749	A *	5/1989	Tsai	36/43
D336,977	S *	7/1993	Sensi	D2/961
5,401,564	A *	3/1995	Lee et al.	36/44
D375,615	S *	11/1996	McDonald	D2/916
D376,895	S *	12/1996	Cook	D2/916
D429,555	S *	8/2000	Kelley	D2/961
6,141,890	A *	11/2000	Chtn	36/43
D470,648	S *	2/2003	Jacobs	D2/917

D486,296	S *	2/2004	Morrison et al.	D2/917
D488,295	S *	4/2004	Rosenberg et al.	D2/961
D497,471	S *	10/2004	Hankamer	D2/961
D505,537	S *	5/2005	Friedman	D2/961
D506,304	S *	6/2005	Chiang	D2/917
7,171,764	B2 *	2/2007	Pfander	36/28

* cited by examiner

Primary Examiner—Dominic Simone

(74) *Attorney, Agent, or Firm*—Greer, Burns & Crain, Ltd.

(57) **CLAIM**

The ornamental design for a portion of an article of footwear, as shown and described.

DESCRIPTION

FIG. 1 is a front perspective view of my design for a portion of an article of footwear;

FIG. 2 is a top view of the portion of an article of footwear of FIG. 1;

FIG. 3 is a lateral view of the portion of an article of footwear of FIG. 1;

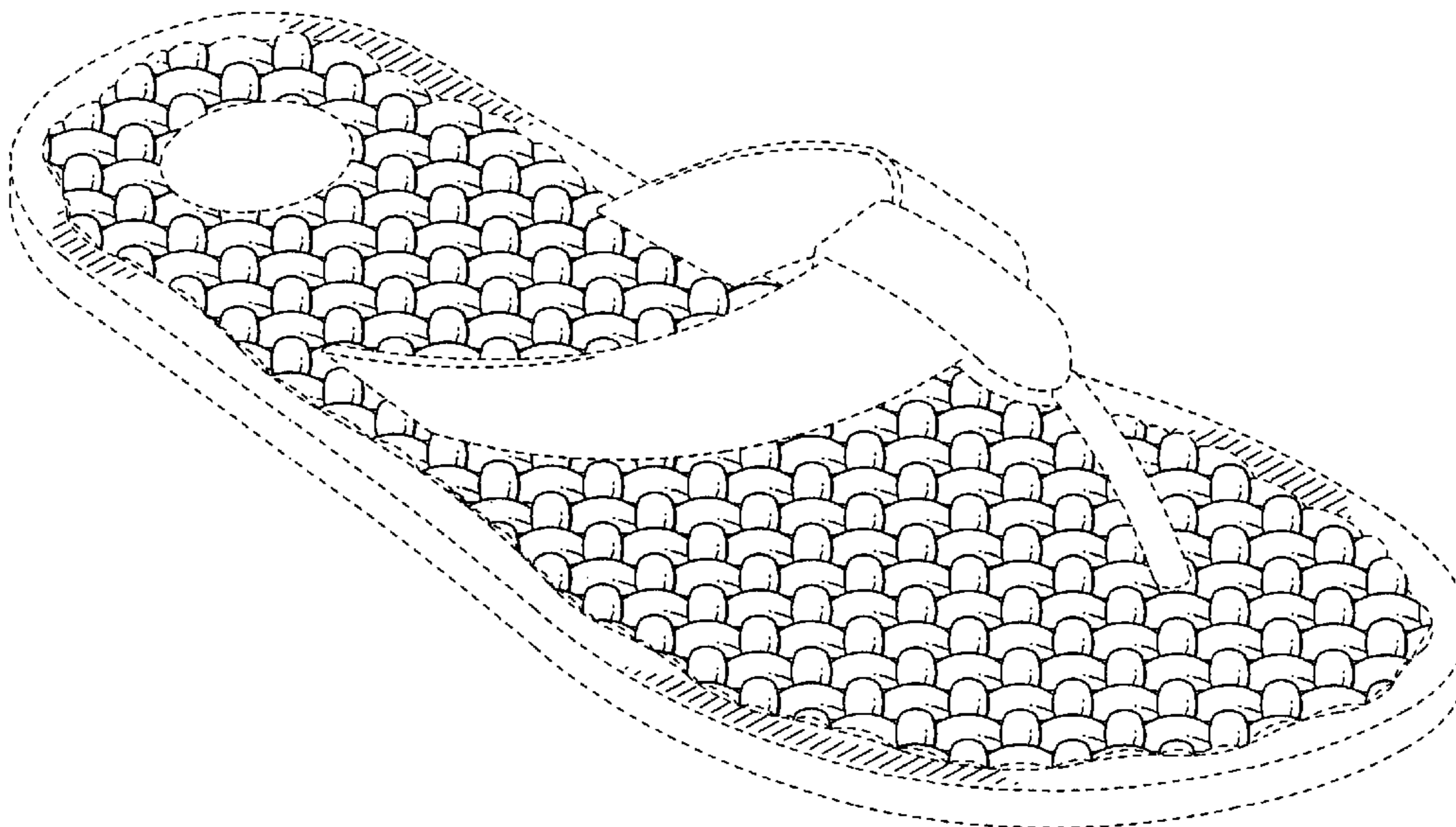
FIG. 4 is a medial view of the portion of an article of footwear of FIG. 1;

FIG. 5 is a front elevational view of the portion of an article of footwear of FIG. 1; and,

FIG. 6 is a rear elevational view of the portion of an article of footwear of FIG. 1.

The uneven broken lines immediately adjacent to the shaded region represent an unclaimed boundary of the design. The remaining broken lines shown in the accompanying drawings of the portion of an article of footwear are for illustrative purposes only and form no part of the claimed design.

1 Claim, 4 Drawing Sheets



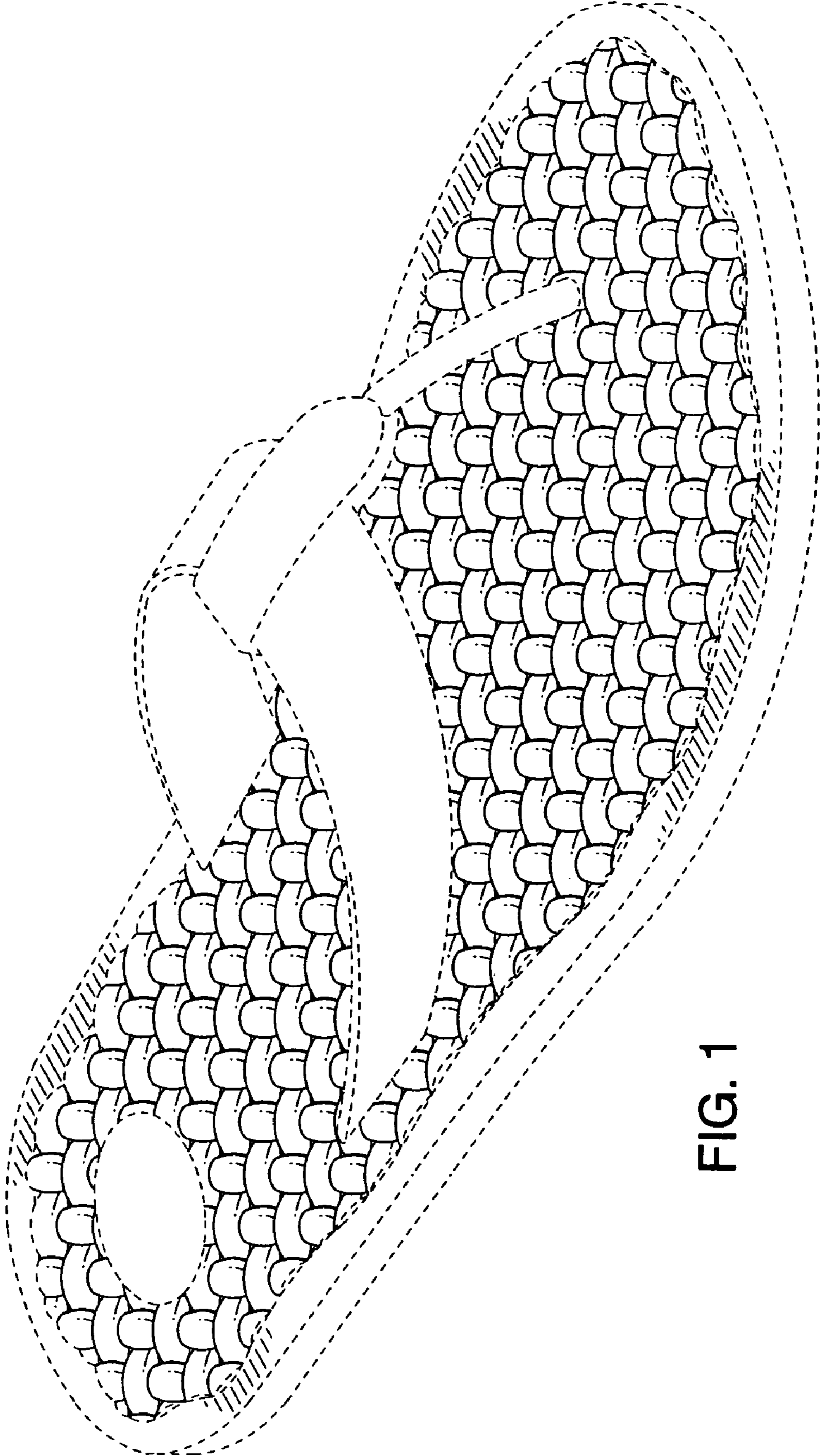


FIG. 1

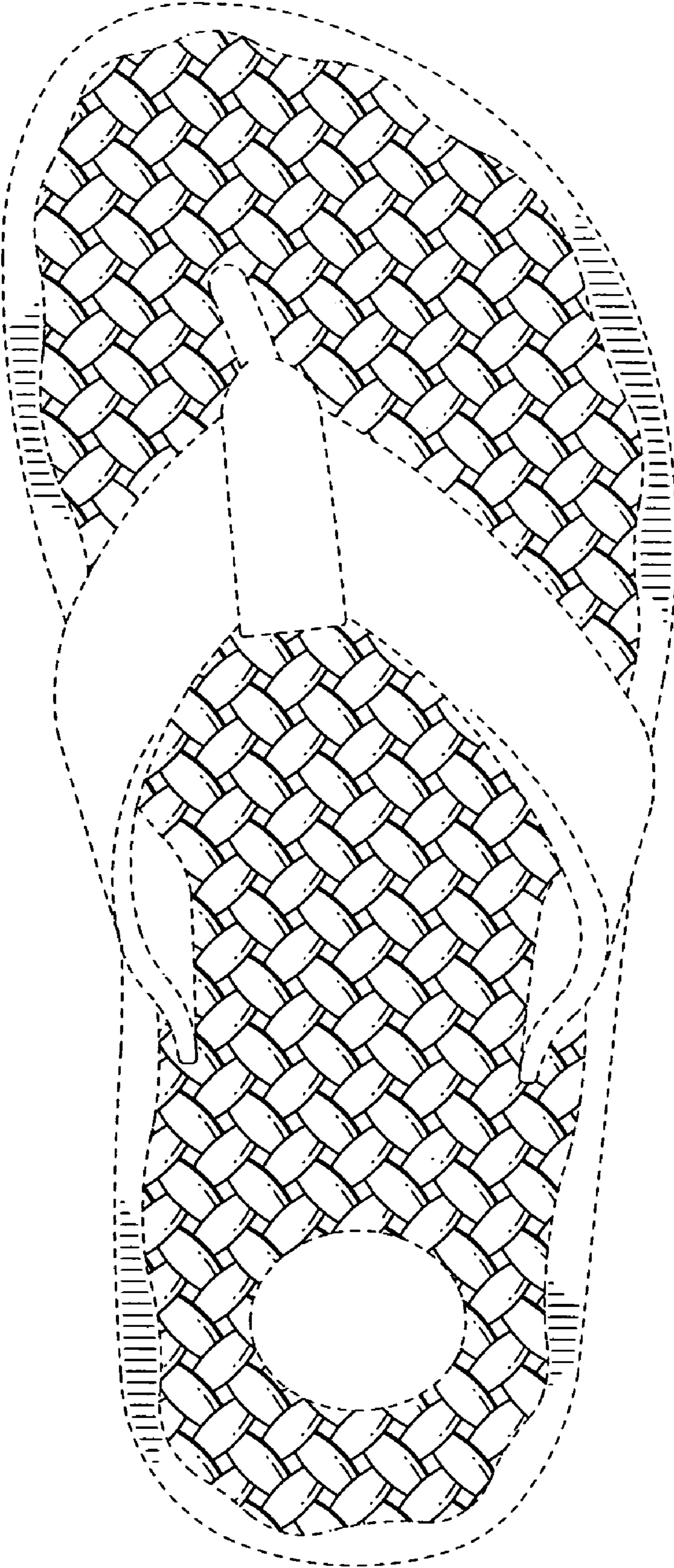


FIG. 2

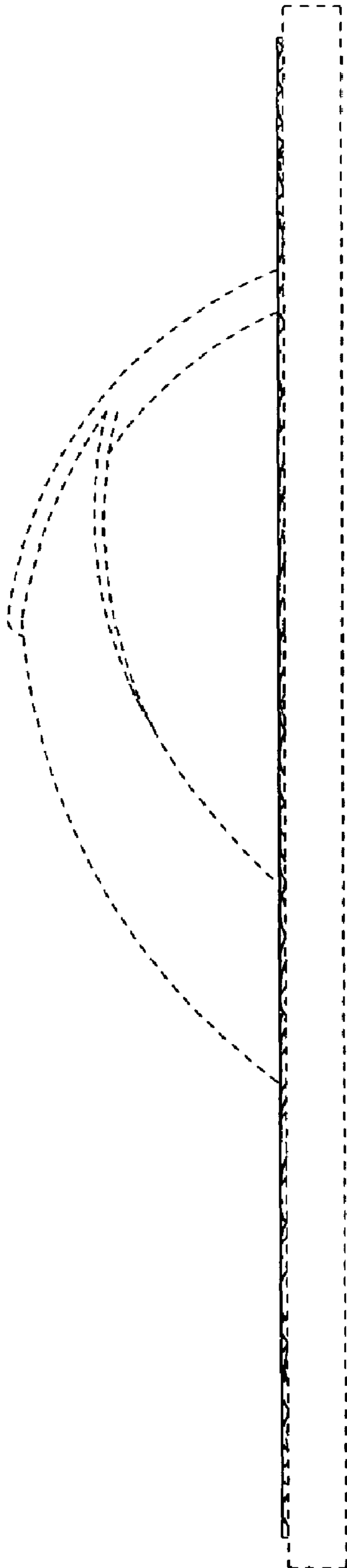


FIG. 3

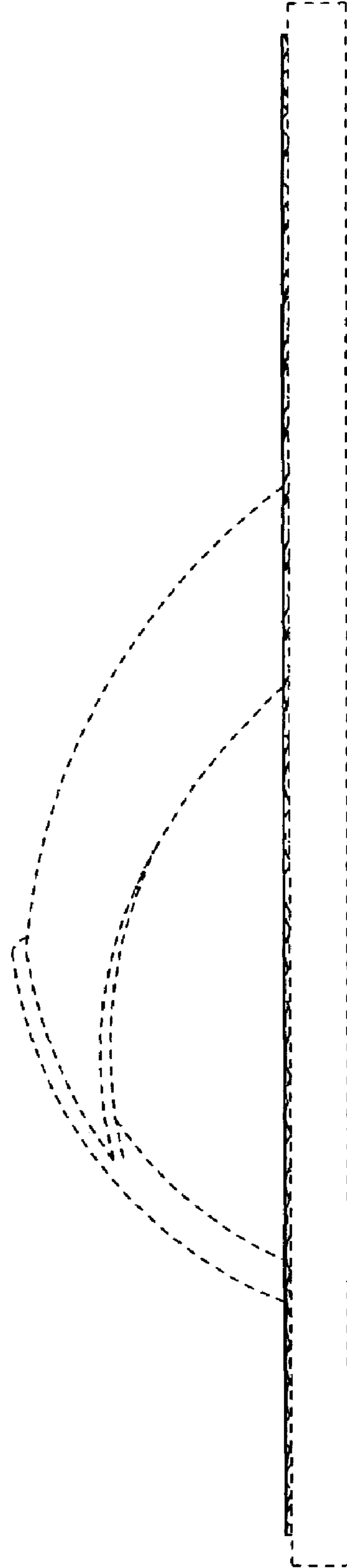


FIG. 4

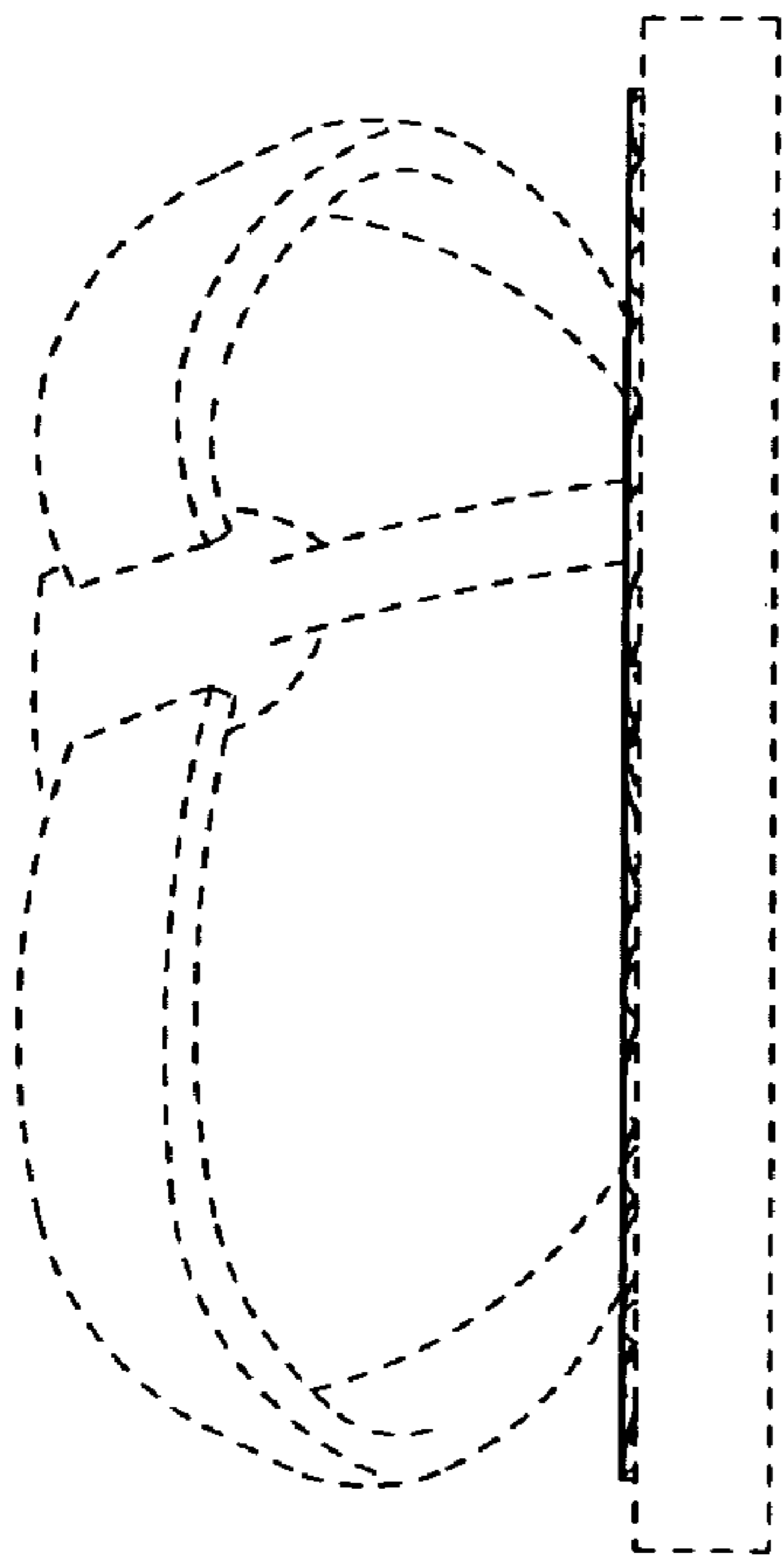


FIG. 5

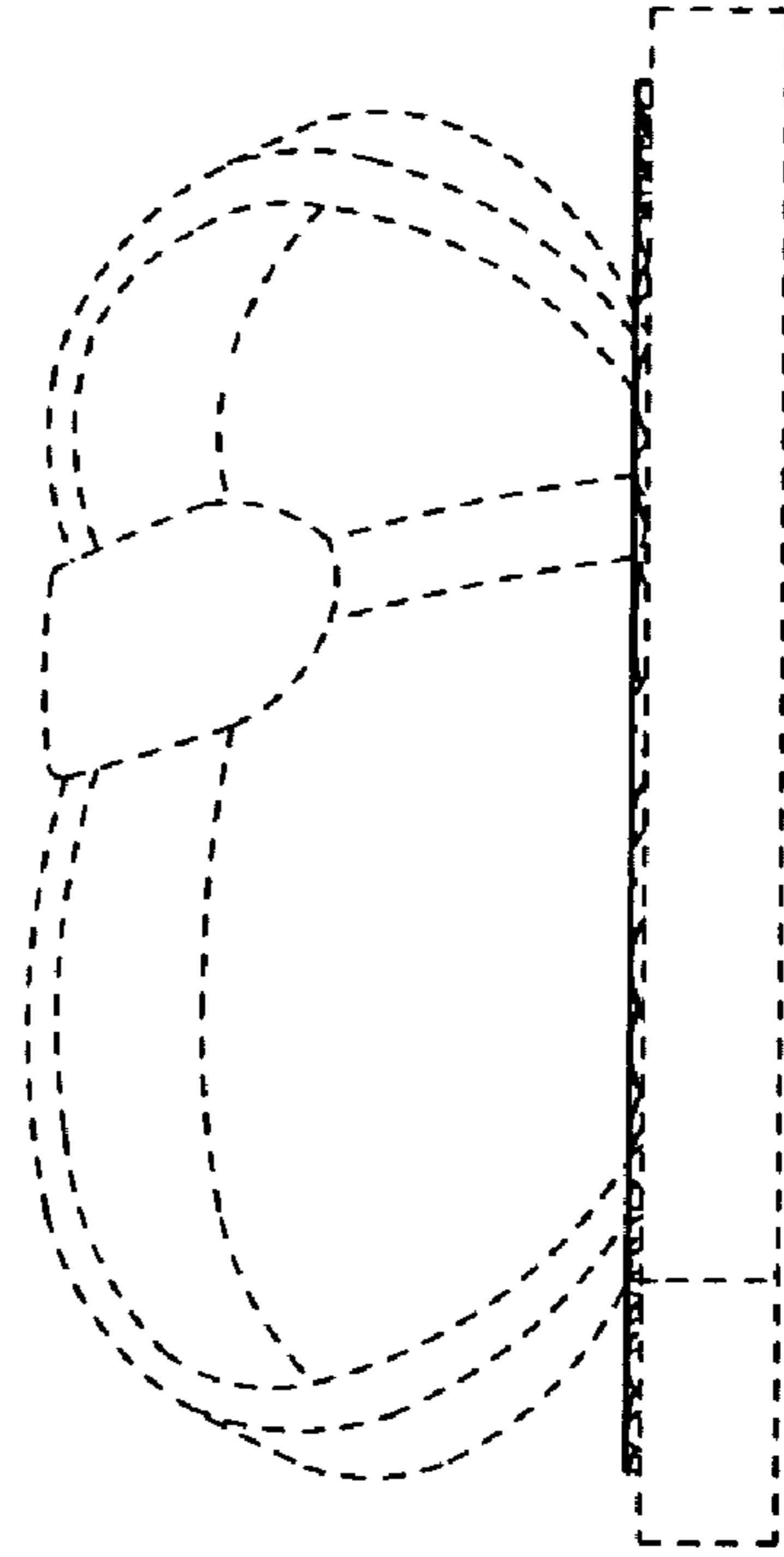


FIG. 6