



US00D555327S

(12) **United States Design Patent**
Kishihara et al.

(10) **Patent No.:** **US D555,327 S**

(45) **Date of Patent:** **** Nov. 20, 2007**

(54) **WORK GLOVE**

(75) Inventors: **Hidetoshi Kishihara**, Himeji (JP);
Yasuhiro Fukushima, Himeji (JP); **Ryo Saito**, Himeji (JP)

(73) Assignee: **Showa Glove Co.**, Hyogo (JP)

(**) Term: **14 Years**

(21) Appl. No.: **29/269,550**

(22) Filed: **Dec. 4, 2006**

(30) **Foreign Application Priority Data**

Jun. 2, 2006 (JP) 2006-014157

(51) **LOC (8) Cl.** **02-99**

(52) **U.S. Cl.** **D2/619**

(58) **Field of Classification Search** D2/610,
D2/614, 616-623; D29/113, 116.2-117.2,
D29/120.1, 123; 2/1, 455, 16, 158-170,
2/908, 917; D24/190; D28/63; D32/43
See application file for complete search history.

(56) **References Cited**

U.S. PATENT DOCUMENTS

2,058,221 A * 10/1936 Ferguson 2/168
D283,368 S * 4/1986 Schwab D29/117.1
D310,133 S * 8/1990 Chen et al. D29/117.1
5,125,115 A * 6/1992 Lincoln 2/159
5,467,481 A * 11/1995 Srivastava 2/161.7
5,706,522 A * 1/1998 Ballarino et al. 2/161.6

6,427,247 B1 * 8/2002 Suk 2/161.2
D463,090 S * 9/2002 Richer-Valenzano D2/621
D516,215 S * 2/2006 Jones D24/169
D522,698 S * 6/2006 Yamamoto D29/117.2
D527,864 S * 9/2006 Kishihara et al. D2/617
2006/0143767 A1 * 7/2006 Yang et al. 2/16

* cited by examiner

Primary Examiner—Robert A. Delehanty

(74) *Attorney, Agent, or Firm*—Steptoe & Johnson LLP

(57) **CLAIM**

The ornamental design for a work glove, as shown and described.

DESCRIPTION

FIG. 1 is a front and left side perspective view of a work glove showing our new design;

FIG. 2 is a rear and left side perspective view;

FIG. 3 is a front elevational view;

FIG. 4 is a right side elevational view;

FIG. 5 is a left side elevational View~,

FIG. 6 is a rear side elevational view;

FIG. 7 is a top plan view;

FIG. 8 is a bottom plan view; and,

FIG. 9 is a partially enlarged view of a palm portion in perspective view.

1 Claim, 9 Drawing Sheets





FIG. 1

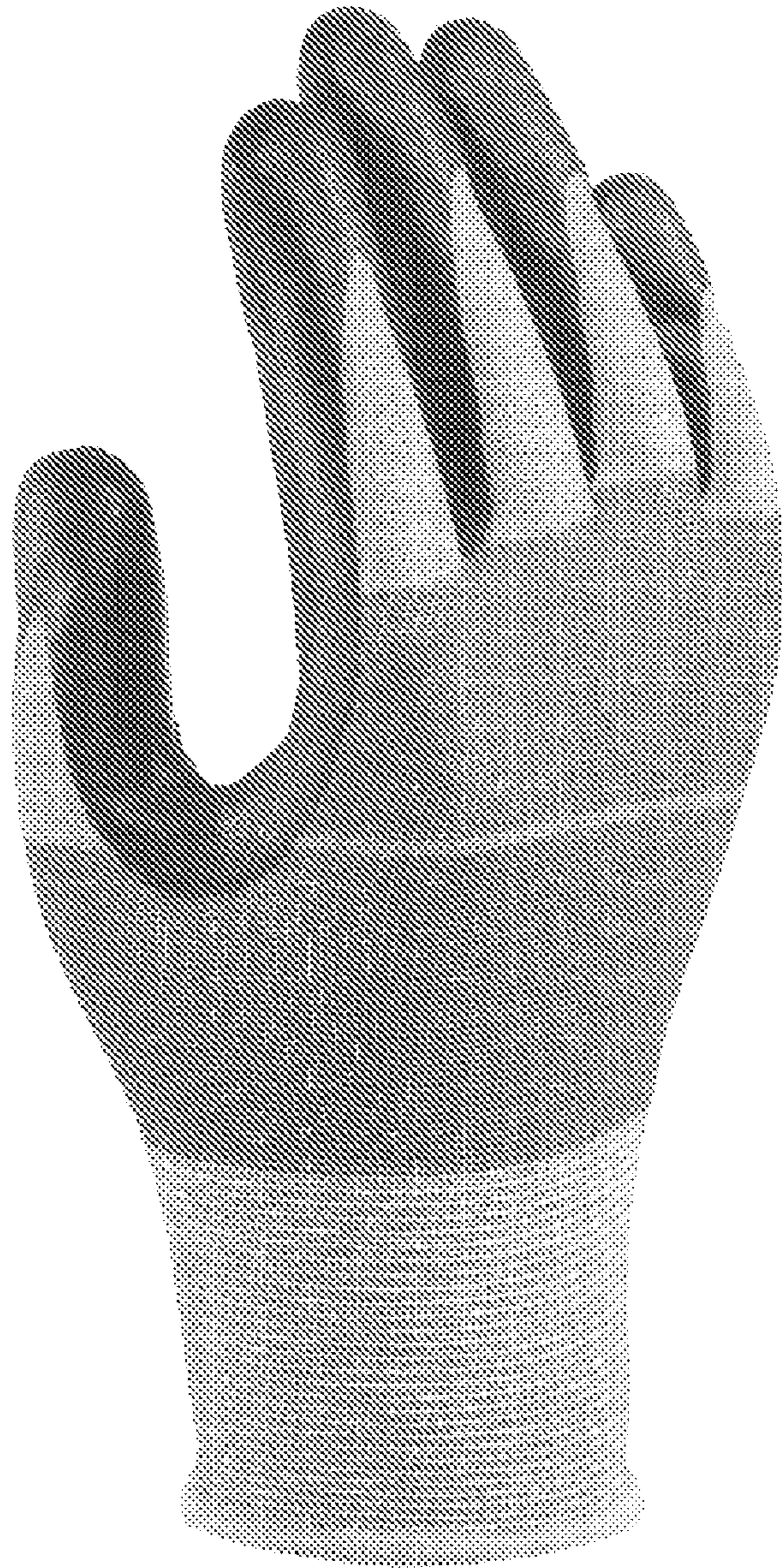


FIG. 2



Fig. 3




FIG. 4

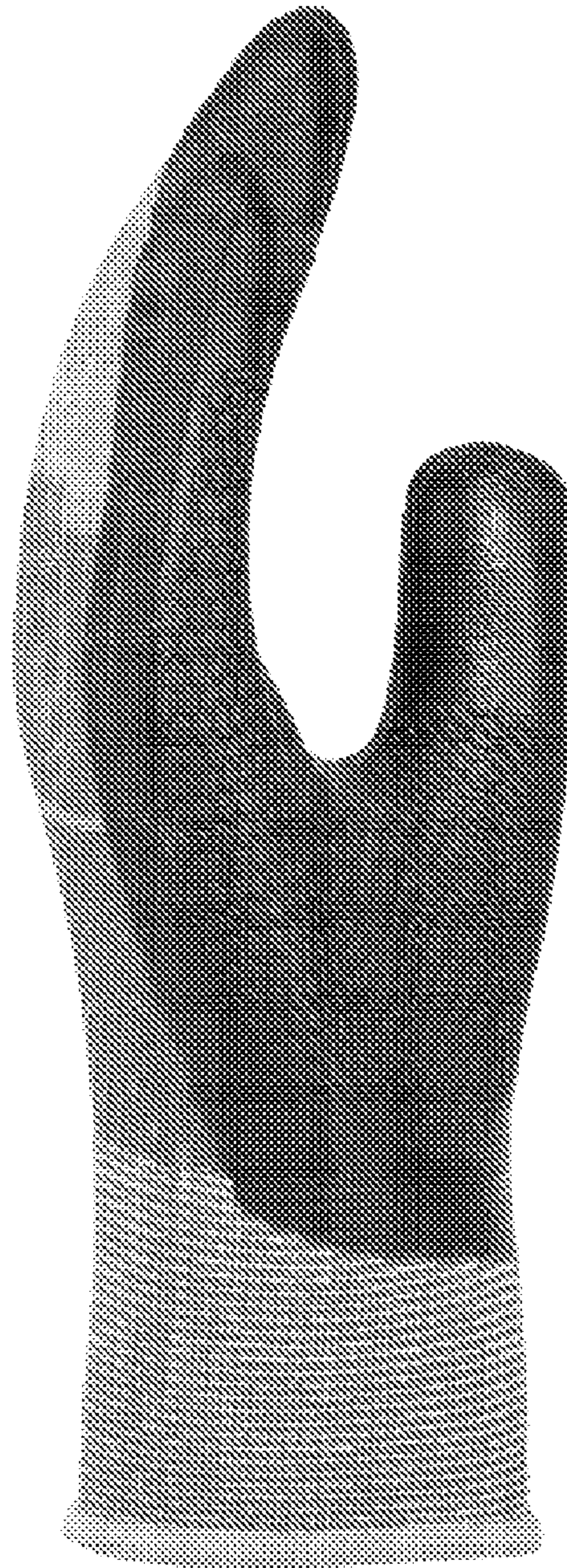


FIG. 5

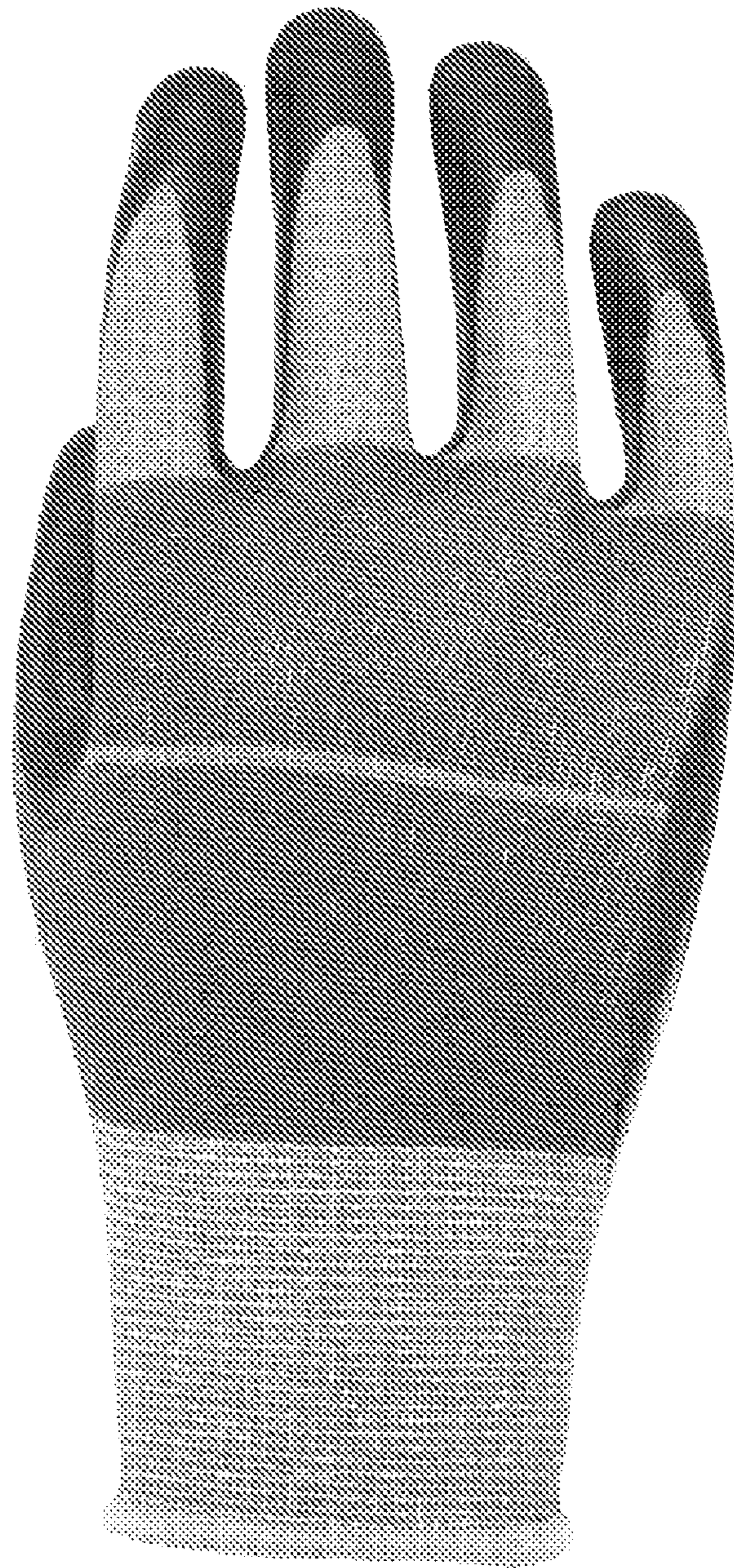


FIG. 6



Fig. 7

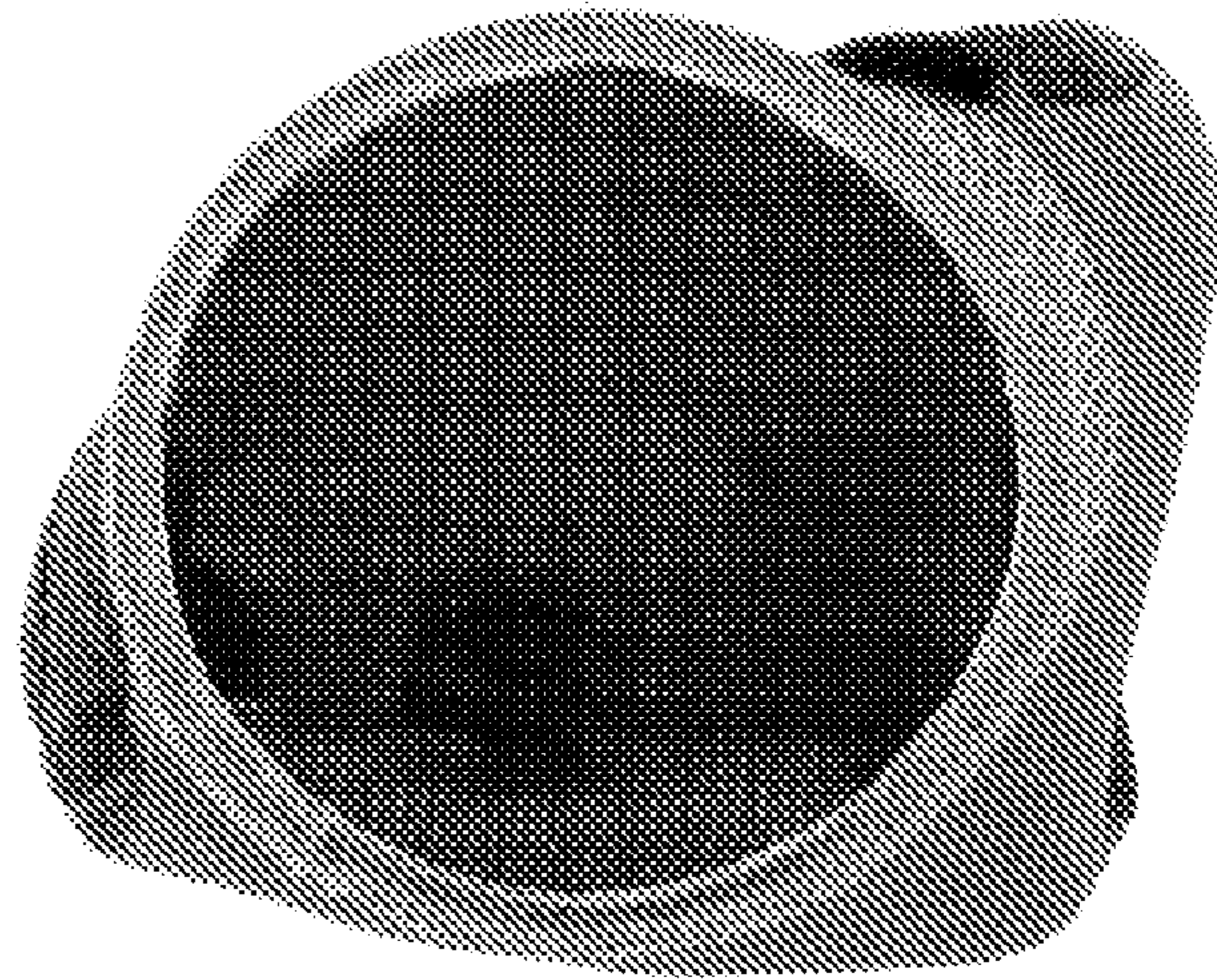


Fig. 8




Fig. 9