



US00D555306S

(12) **United States Design Patent**  
**Khalil**

(10) **Patent No.:** **US D555,306 S**

(45) **Date of Patent:** **\*\* Nov. 13, 2007**

(54) **GRILL FOR A VACUUM CLEANER**

(75) Inventor: **David Khalil**, Highland Heights, OH  
(US)

(73) Assignee: **Royal Appliance Mfg. Co.**,  
Glenwillow, OH (US)

(\*\*) Term: **14 Years**

(21) Appl. No.: **29/237,959**

(22) Filed: **Sep. 8, 2005**

(51) **LOC (8) Cl.** ..... **15-05**

(52) **U.S. Cl.** ..... **D32/31**

(58) **Field of Classification Search** ..... D32/15-18,  
D32/21, 22-24, 31; 15/314, 324, 344, 329,  
15/347, 320-321, 412, DIG. 1, 353-354,  
15/301, 385, 93.1, 405, 330, 415.1, 327.5,  
15/323; D2/958; D5/53; D20/11, 22, 28;  
D24/189; 604/304

See application file for complete search history.

(56) **References Cited**

**U.S. PATENT DOCUMENTS**

D323,058 S *	1/1992	Chow	.....	D2/958
D364,040 S *	11/1995	Suskind	.....	D5/1
D401,021 S	11/1998	Stephens et al.		
D405,929 S	2/1999	Sovis et al.		
D414,976 S *	10/1999	Su et al.	.....	D6/604
D436,701 S	1/2001	Salo et al.		
D443,960 S	6/2001	Shimko et al.		
D453,868 S	2/2002	Murphy et al.		

D453,880 S *	2/2002	Cheyne	.....	D5/47
D475,822 S	6/2003	Kalman et al.		
D475,856 S *	6/2003	Karul et al.	.....	D5/53
D480,849 S	10/2003	Stephens et al.		
D481,855 S *	11/2003	Yang	.....	D2/958

\* cited by examiner

*Primary Examiner*—Ruth McInroy

(74) *Attorney, Agent, or Firm*—Fay Sharpe LLP

(57) **CLAIM**

The ornamental design for a grill for a vacuum cleaner, as shown and described.

**DESCRIPTION**

FIG. 1 is a side elevational view of a grill for a vacuum cleaner, showing my new design, as employed on a hand-held vacuum cleaner;

FIG. 2 is a perspective view thereof;

FIG. 3 is a front elevational view thereof;

FIG. 4 is a rear elevational view thereof;

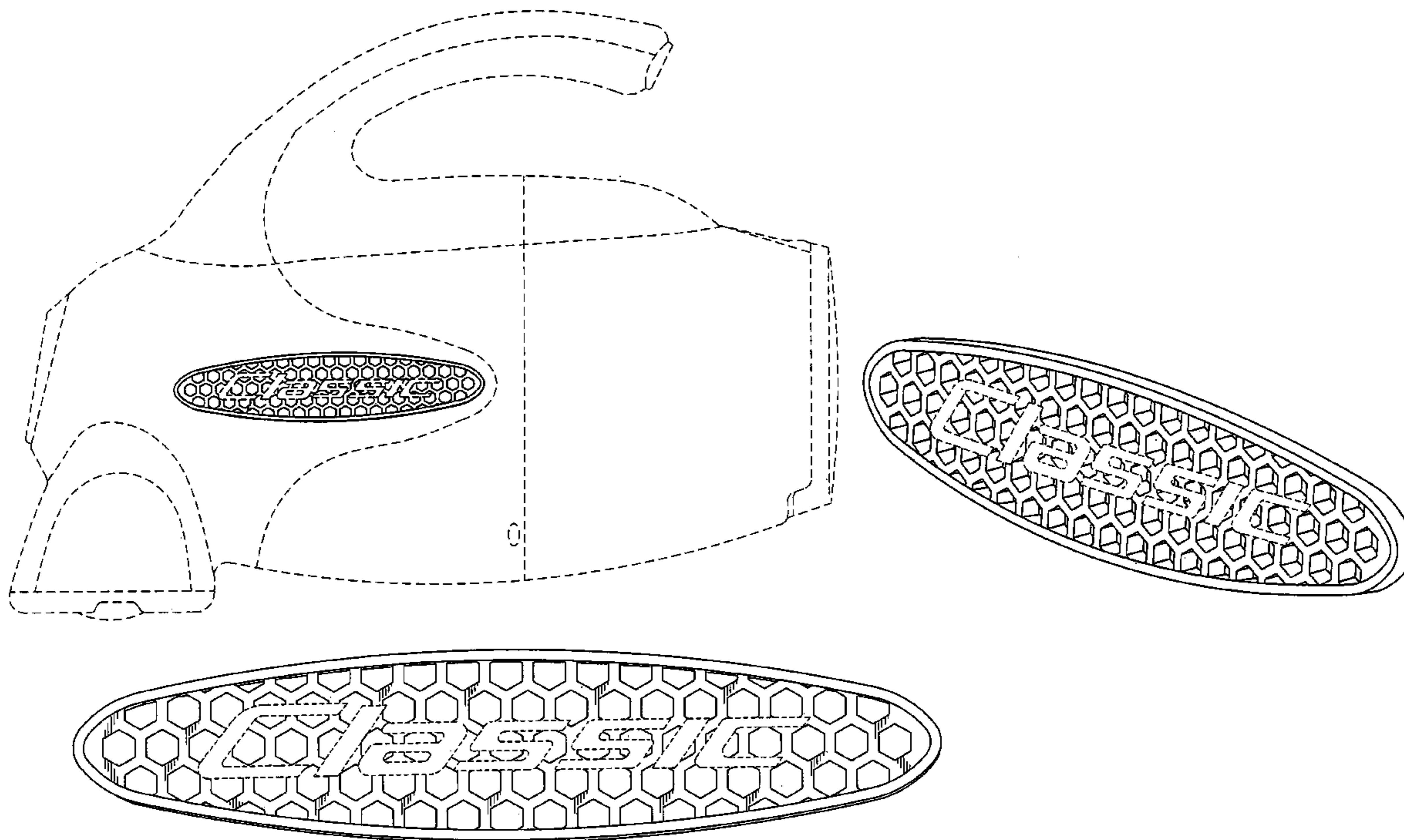
FIG. 5 is a top plan view thereof, with a bottom plan view thereof being a mirror image thereof;

FIG. 6 is a left end elevational view thereof, with a right end elevational view thereof being a mirror image thereof; and,

FIG. 7 is a perspective view thereof.

The broken line showing of the hand-held vacuum cleaner and lettering on the grill is for illustrative purposes only and forms no part of the claimed design.

**1 Claim, 4 Drawing Sheets**



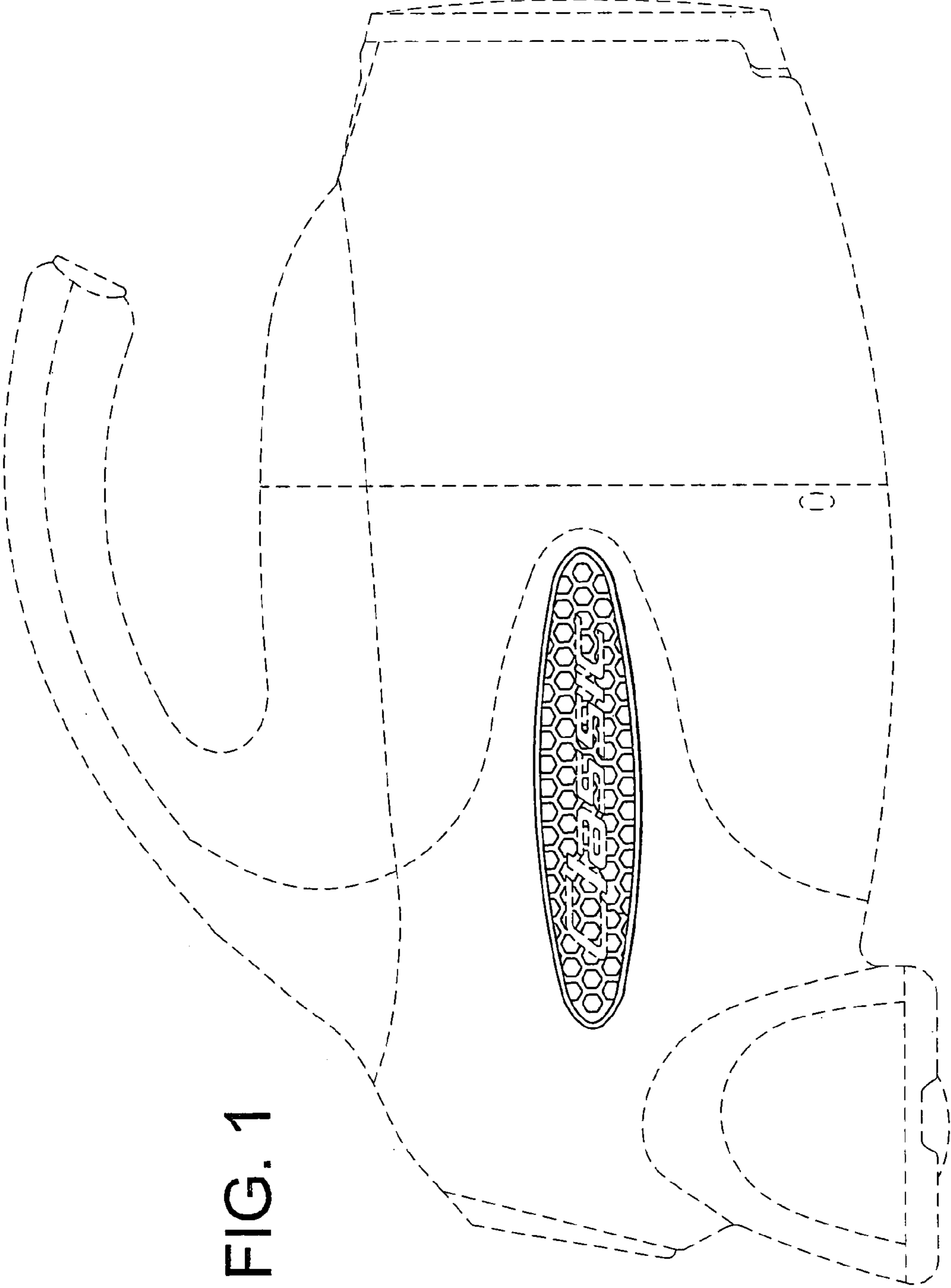


FIG. 1

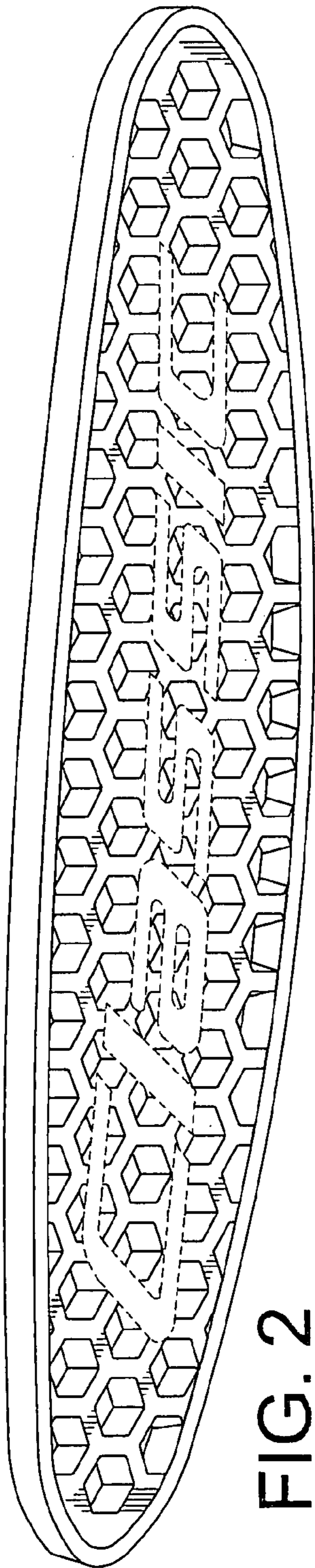


FIG. 2

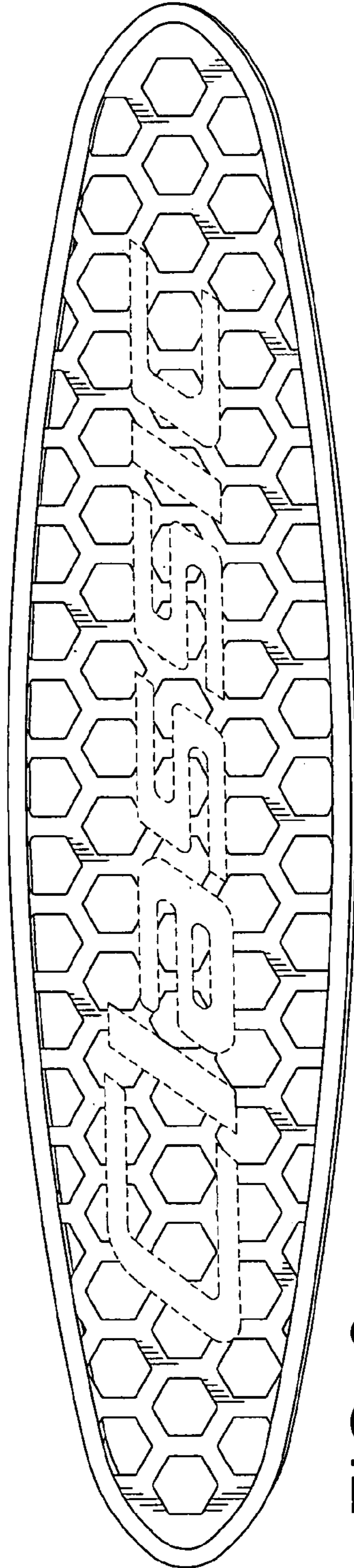


FIG. 3

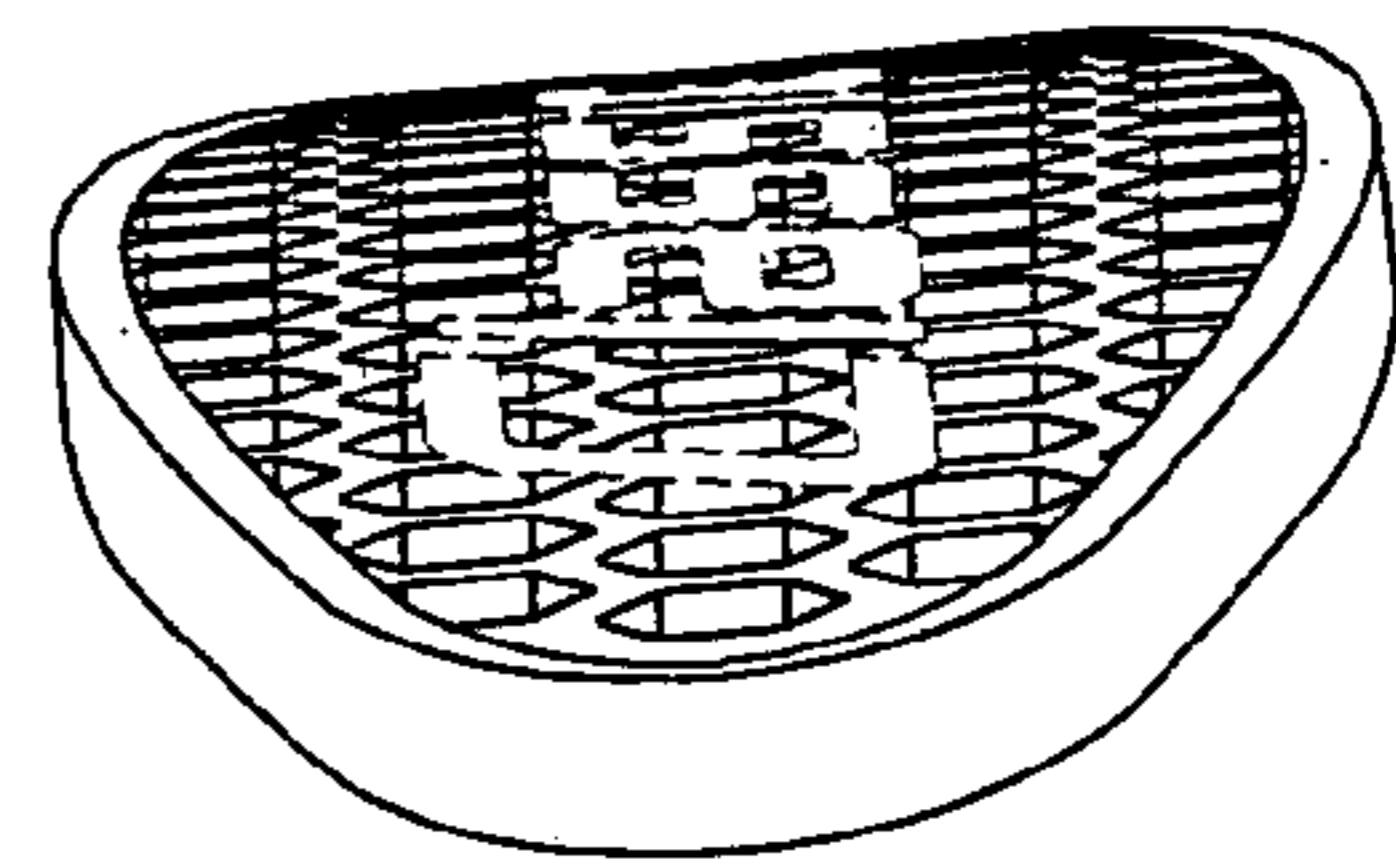


FIG. 6



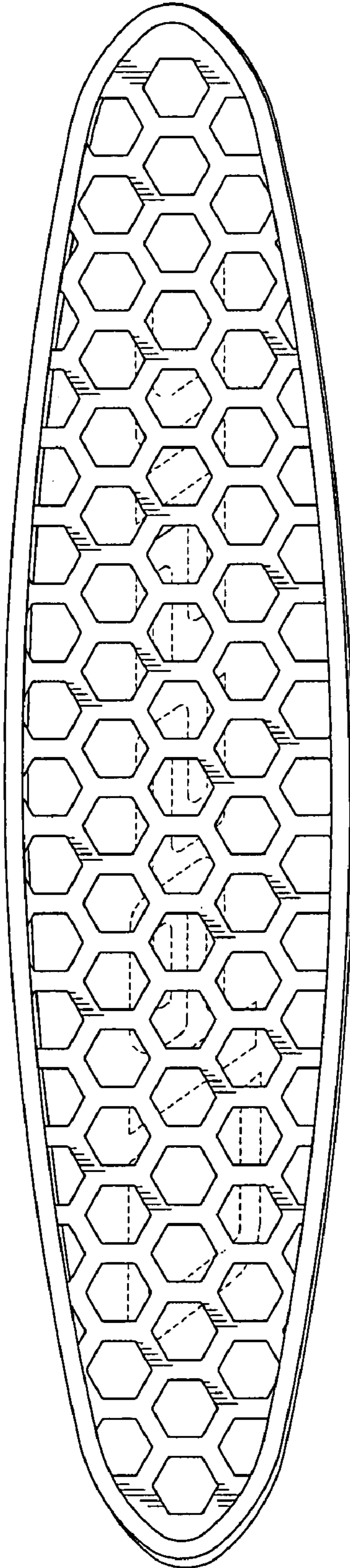


FIG. 4

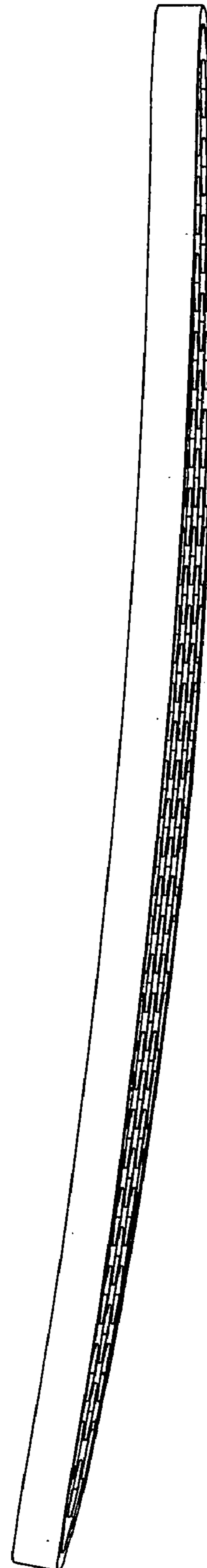


FIG. 5

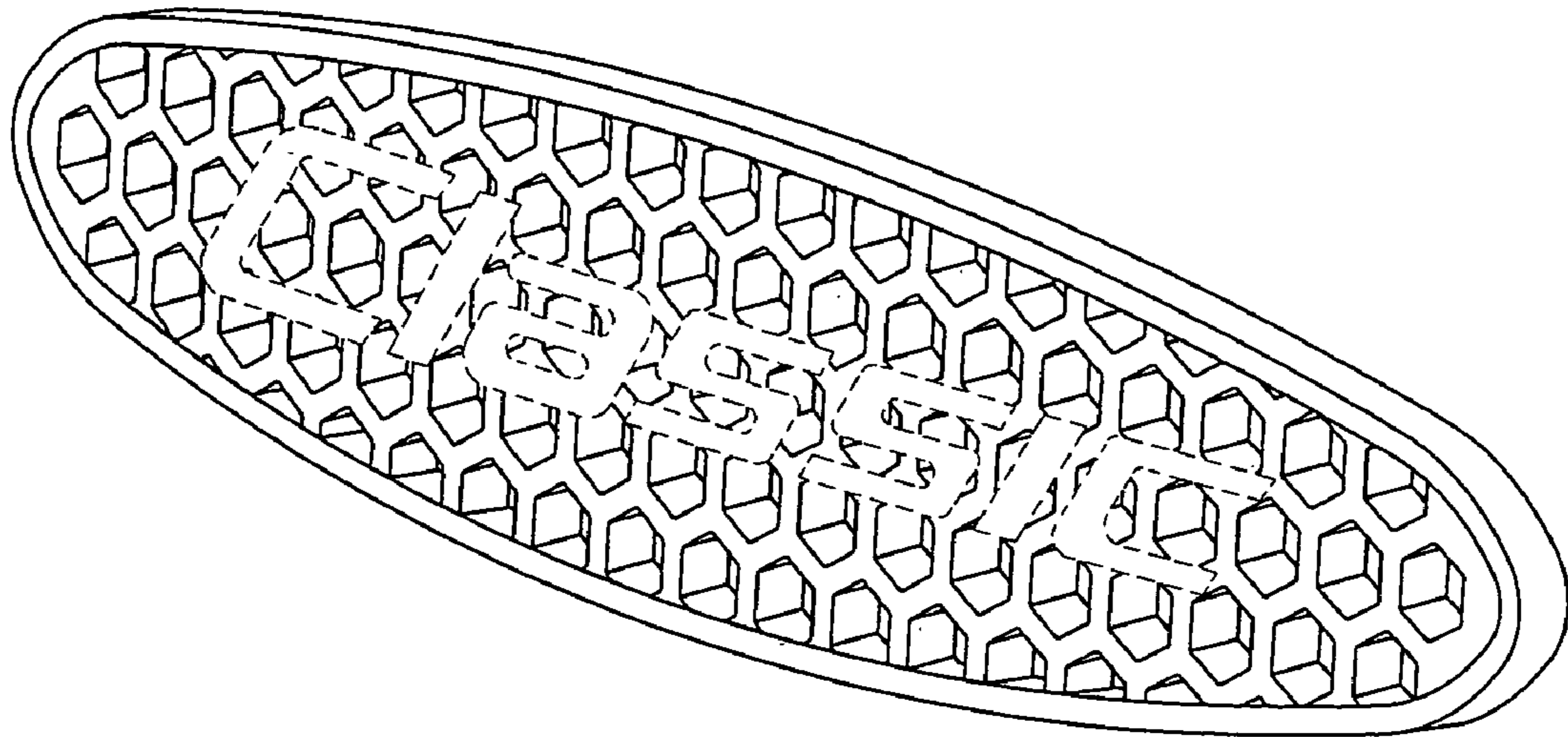


FIG. 7