

US00D555290S

(12) **United States Design Patent**  
**Wright et al.**

(10) **Patent No.:** **US D555,290 S**

(45) **Date of Patent:** **\*\* Nov. 13, 2007**

(54) **FACE PROTECTOR**

(76) Inventors: **Jerry Dean Wright**, 2717 Fallon Dr.,  
Sherman, TX (US) 75090; **Del M.**  
**Thornrock**, 724 Court La., Concord,  
CA (US) 94518; **Leornad L. Hofheins**,  
2345 Parish Dr., Walnut Creek, CA  
(US) 94598

(\*\*) Term: **14 Years**

(21) Appl. No.: **29/276,571**

(22) Filed: **Jan. 30, 2007**

(51) **LOC (8) Cl.** ..... **29-02**

(52) **U.S. Cl.** ..... **D29/108**

(58) **Field of Classification Search** ..... D29/102-111,  
D29/122; 2/9, 6.3, 6.7, 15, 10, 452, 410,  
2/422-425, 427, 431, 436, 206; 128/207.11,  
128/857-858, 201.17, 201.19, 201.23, 201.24,  
128/206.21, 206.12, 206.28; D24/110.2,  
D24/110.3; D16/300, 301, 309, 310, 312  
See application file for complete search history.

(56) **References Cited**

**U.S. PATENT DOCUMENTS**

4,250,577	A	*	2/1981	Smith	.....	2/427
D317,063	S	*	5/1991	Johnson	.....	D29/110
D367,664	S	*	3/1996	Simioni	.....	D16/309
D370,230	S	*	5/1996	Simioni	.....	D16/309
D384,441	S	*	9/1997	Badger	.....	D29/110
D407,858	S	*	4/1999	Cyr et al.	.....	D29/108

D423,726	S	*	4/2000	Backus	.....	D29/108
D484,281	S	*	12/2003	Gagnon et al.	.....	D29/110
D518,242	S	*	3/2006	Wright et al.	.....	D29/108
D518,605	S	*	4/2006	Chen	.....	D29/108
D522,179	S	*	5/2006	Wright et al.	.....	D29/108
D526,094	S	*	8/2006	Chen	.....	D29/108

\* cited by examiner

*Primary Examiner*—Ruth McInroy

(74) *Attorney, Agent, or Firm*—Stephen C. Beuerle;  
Procopio Cory Hargeaves & Savitch LLP

(57) **CLAIM**

The ornamental design for a face protector, as shown and described.

**DESCRIPTION**

FIG. 1 is a front perspective view of an embodiment of the face protector.

FIG. 2 is a front elevational view of the face protector.

FIG. 3 is a right side elevational view of the face protector.

FIG. 4 is a rear elevational view of the face protector.

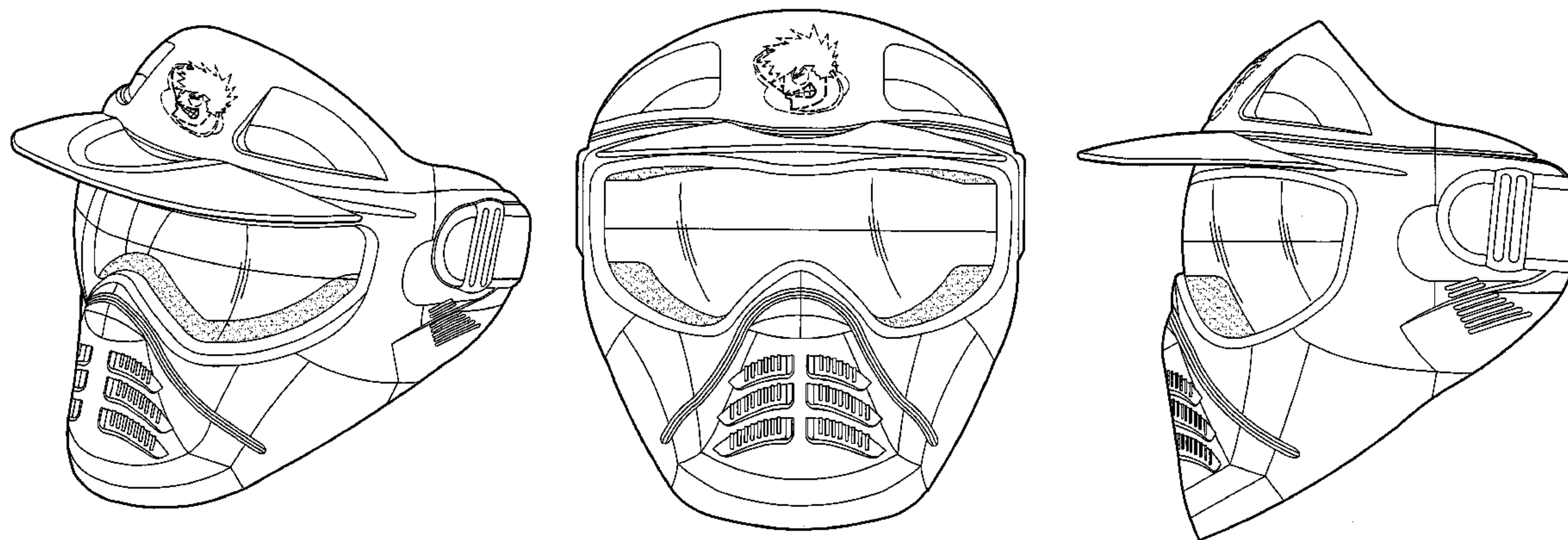
FIG. 5 is a left side elevational view of the face protector.

FIG. 6 is a bottom plan view of the face protector; and,

FIG. 7 is a top plan view of the face protector.

The broken lines shown in FIGS. 1-7 are included for the purpose of illustrating environmental elements only and form no part of the claimed design.

**1 Claim, 7 Drawing Sheets**



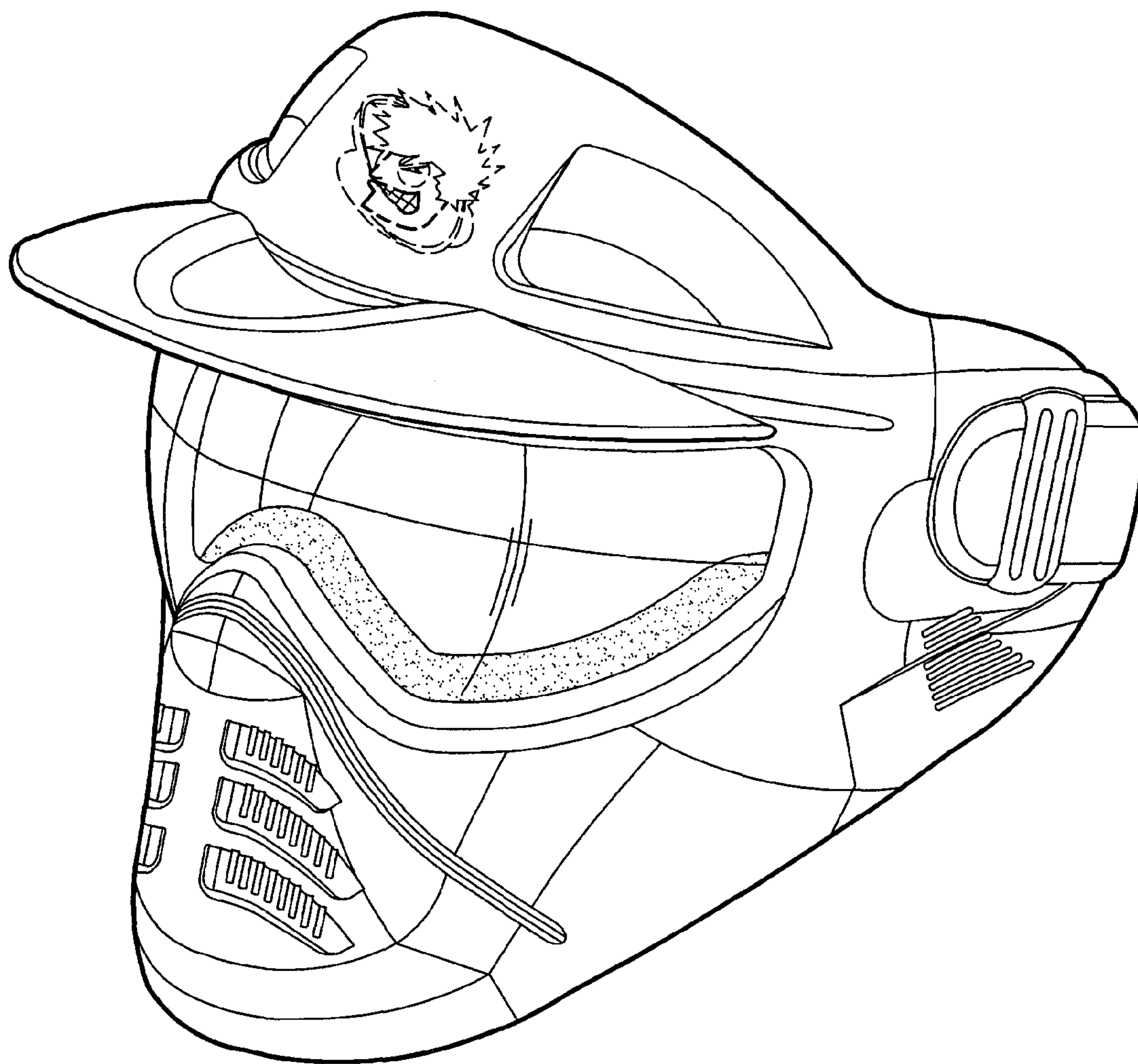


FIG. 1




FIG. 2



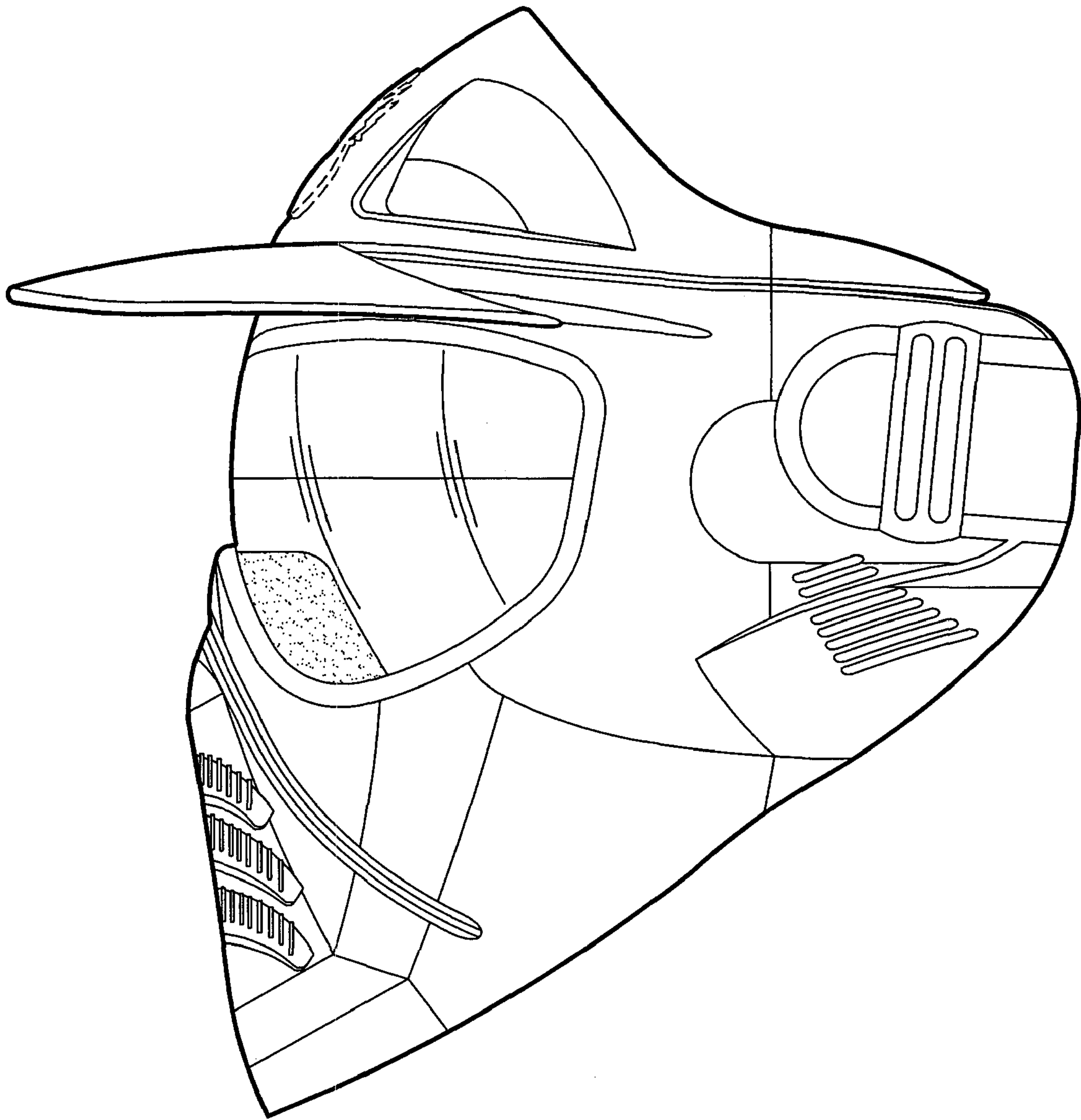


FIG. 3

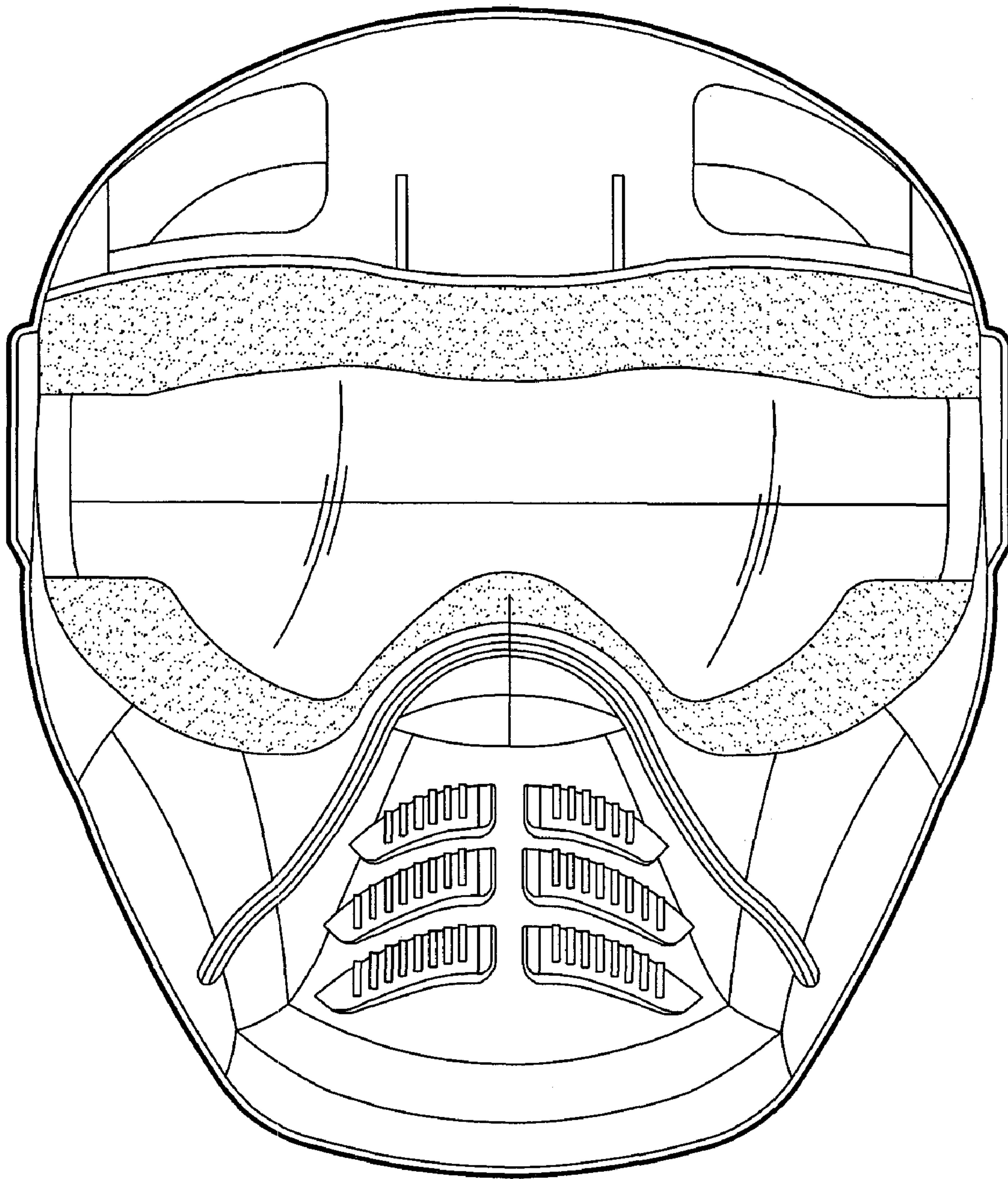


FIG. 4

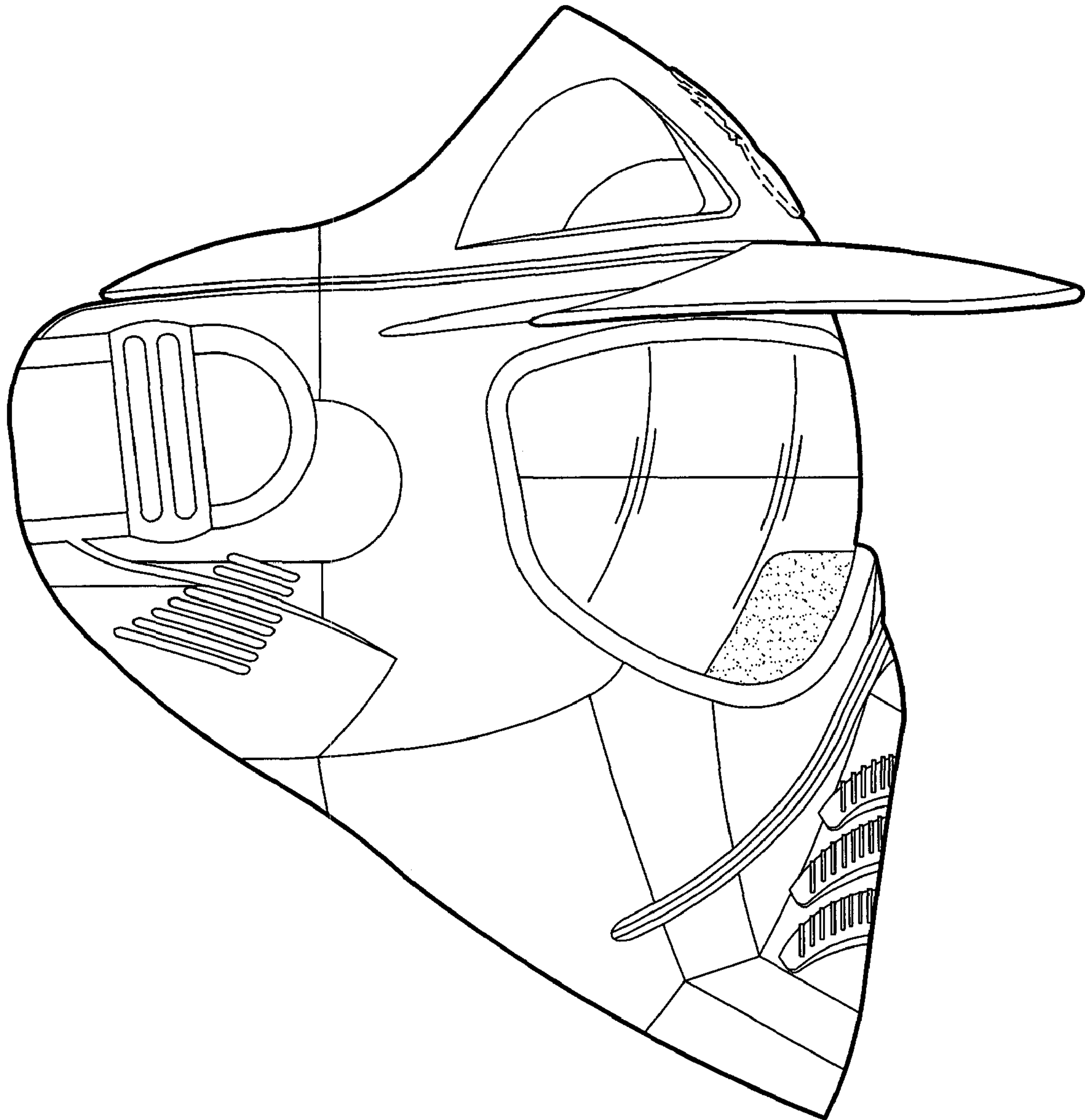


FIG. 5

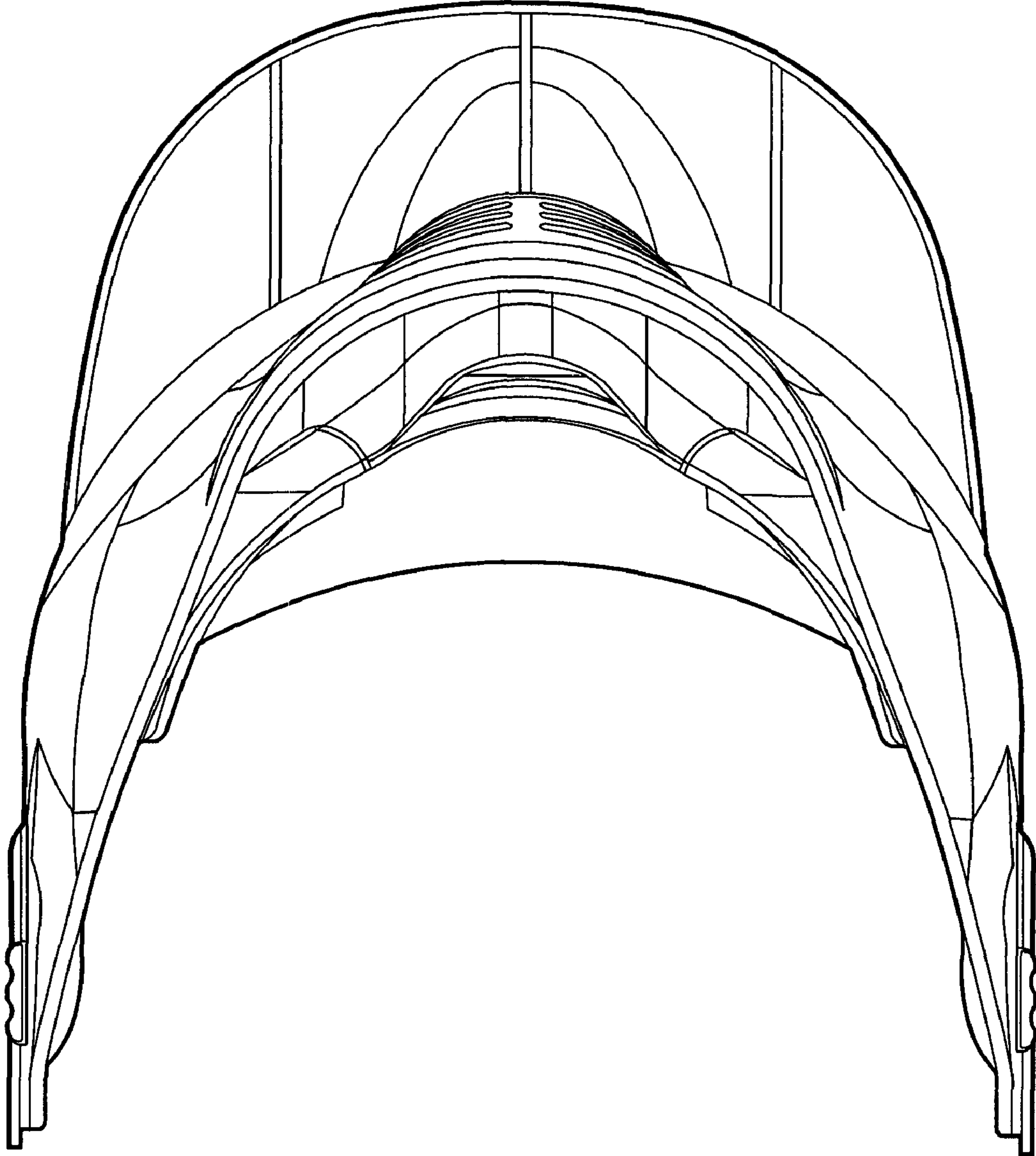


FIG. 6




FIG. 7