



US00D555279S

(12) **United States Design Patent**
Schneider

(10) **Patent No.:** **US D555,279 S**

(45) **Date of Patent:** **** Nov. 13, 2007**

(54) **LIGHT**

(75) Inventor: **Jean-Marc Schneider**, Annecy-le-Vieux (FR)

(73) Assignee: **Jürgen Hess**, Villingen-Schwenningen (DE)

(**) Term: **14 Years**

(21) Appl. No.: **29/234,479**

(22) Filed: **Jul. 19, 2005**

(30) **Foreign Application Priority Data**

Feb. 23, 2005 (EM) 000299599

(51) **LOC (8) Cl.** **26-05**

(52) **U.S. Cl.** **D26/71**

(58) **Field of Classification Search** D26/67,
D26/68, 70, 71, 72, 85, 87, 91, 92, 128; 40/559;
362/145, 153, 153.1, 157, 183, 190, 191,
362/266, 362, 431, 812

See application file for complete search history.

(56) **References Cited**

U.S. PATENT DOCUMENTS

D201,909 S * 8/1965 Harling D26/71

D202,212 S * 9/1965 Izzi D26/71
D348,531 S * 7/1994 Mehaffey et al. D26/71
D391,659 S * 3/1998 Gaskins et al. D26/71
D442,313 S * 5/2001 Wojtkowiak et al. D26/71
D501,947 S * 2/2005 Haugaard et al. D26/71
2004/0196653 A1* 10/2004 Clark et al. 362/183

* cited by examiner

Primary Examiner—Clare E Heflin

(74) *Attorney, Agent, or Firm*—McGlew and Tuttle P.C.

(57) **CLAIM**

The ornamental design for a light, as shown and described.

DESCRIPTION

FIG. 1 is a left side view of my new light design;

FIG. 2 is a front side view thereof;

FIG. 3 is a right side view thereof;

FIG. 4 is a rear side view thereof;

FIG. 5 is a bottom perspective view thereof;

FIG. 6 is a left perspective view thereof; and,

FIG. 7 is a top perspective view thereof.

1 Claim, 2 Drawing Sheets





Fig. 1

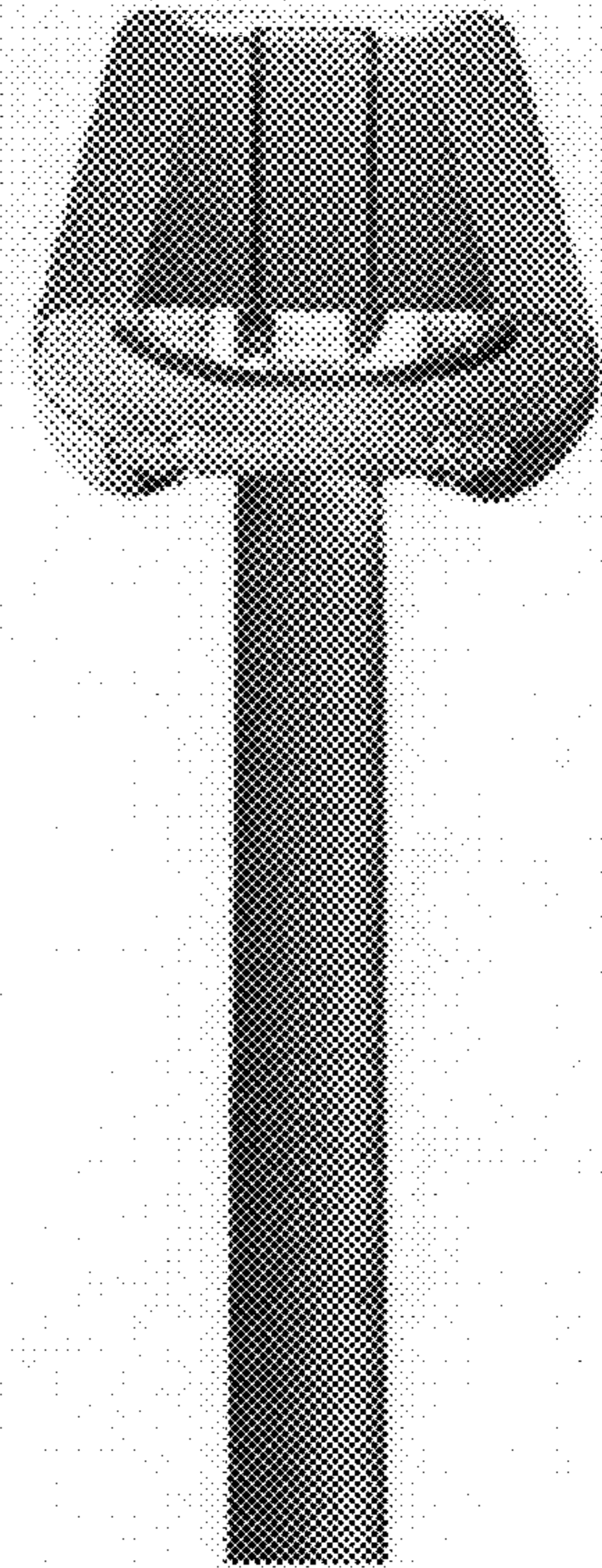


Fig. 2



Fig. 3

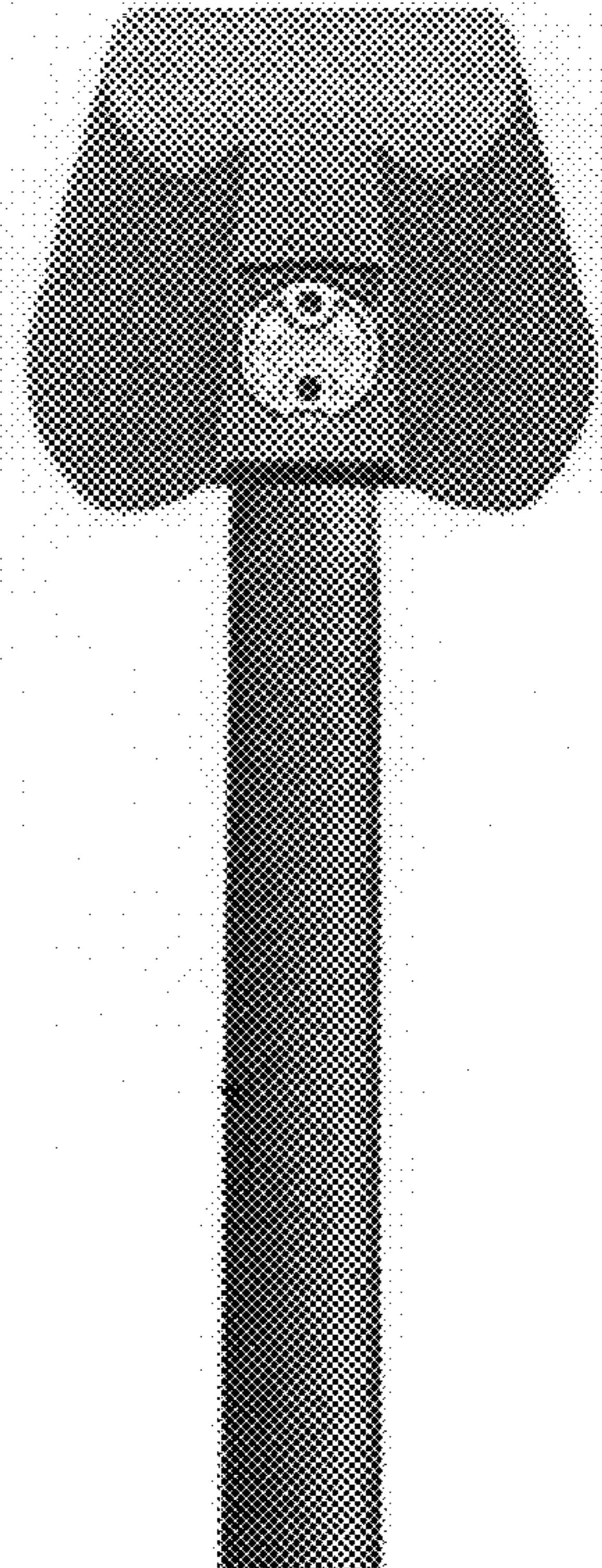


Fig. 4




Fig. 5



Fig. 6




Fig. 7