



US00D555276S

(12) **United States Design Patent**  
**Stekelenburg**

(10) **Patent No.:** **US D555,276 S**

(45) **Date of Patent:** **\*\* Nov. 13, 2007**

(54) **LIGHT**

(76) Inventor: **Albert Stekelenburg**, 9<sup>th</sup> Fl., 102  
Kuang-Fu S. Rd., Taipei (TW)

(\*\*) Term: **14 Years**

(21) Appl. No.: **29/251,607**

(22) Filed: **Jan. 11, 2006**

(51) **LOC (8) Cl.** ..... **26-05**

(52) **U.S. Cl.** ..... **D26/67; D26/85**

(58) **Field of Classification Search** ..... D26/67,  
D26/68, 70, 71, 72, 85, 87, 91, 92, 128; 40/559;  
362/145, 153, 153.1, 157, 183, 190, 191,  
362/266, 362, 431, 812

See application file for complete search history.

(56) **References Cited**

**U.S. PATENT DOCUMENTS**

- D218,985 S \* 10/1970 Anderson, Jr. .... D26/67
- D229,628 S \* 12/1973 Wolfson ..... D26/67
- D308,111 S \* 5/1990 Banathy et al. .... D26/68

- D314,833 S \* 2/1991 Beachy et al. .... D26/68
- D338,080 S \* 8/1993 Elazari ..... D26/68
- D340,049 S \* 10/1993 Liljenwall et al. .... D26/68
- D445,937 S \* 7/2001 Sanoner ..... D26/68
- D535,775 S \* 1/2007 Lueken ..... D26/72

\* cited by examiner

*Primary Examiner*—Clare E Heflin

(74) *Attorney, Agent, or Firm*—Troxell Law Office, PLLC



(57) **CLAIM**

The ornamental design for a light, as shown and described.

**DESCRIPTION**

- FIG. 1 is a top view of a light showing my new design;
- FIG. 2 is a front view thereof;
- FIG. 3 is a right side elevational view thereof;
- FIG. 4 is a bottom view thereof;
- FIG. 5 is a rear view thereof; and,
- FIG. 6 is a left side elevational view thereof.

**1 Claim, 2 Drawing Sheets**






FIG. 1




FIG. 2




FIG. 3

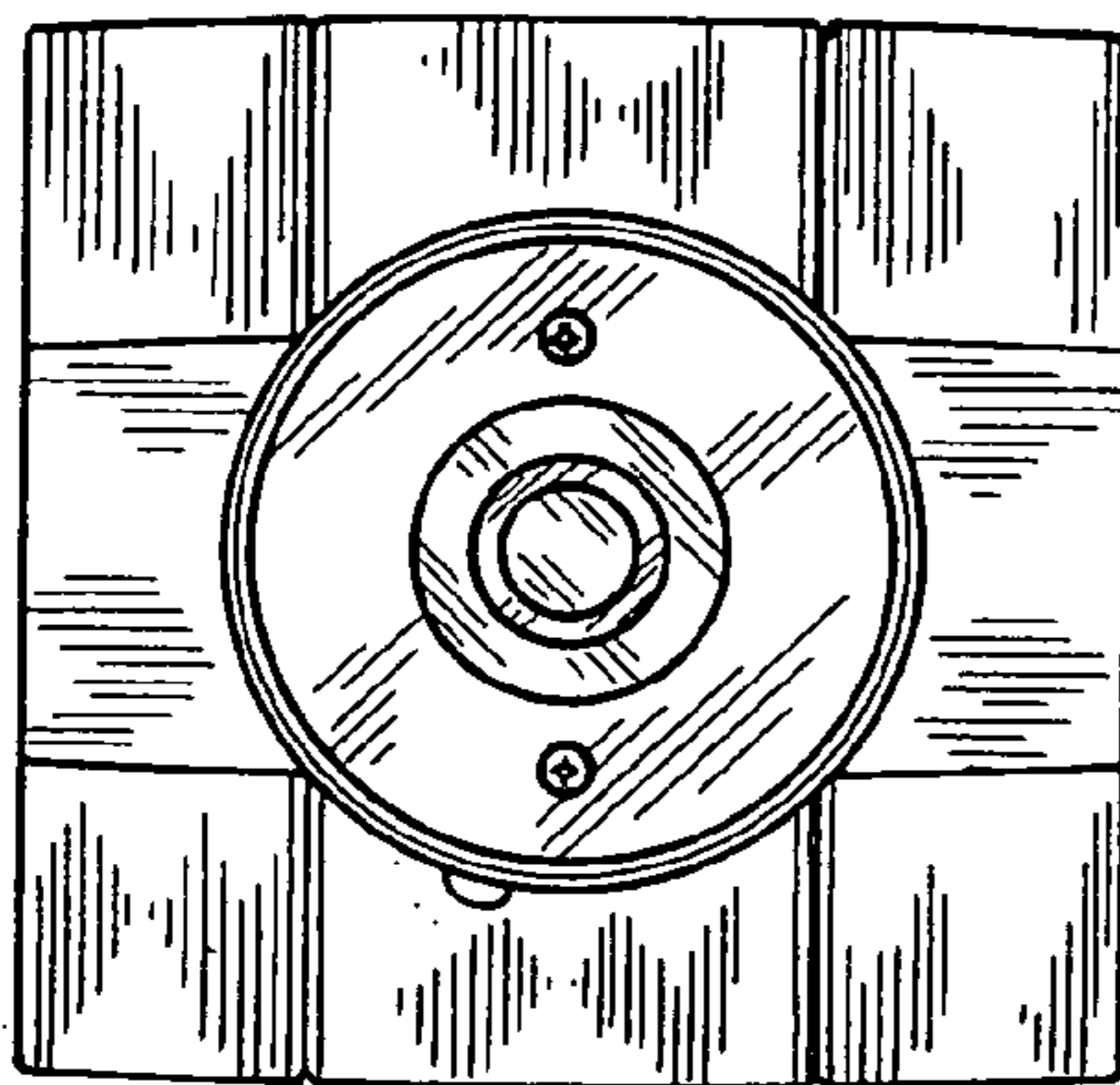


FIG. 4




FIG. 5




FIG. 6