



US00D555275S

(12) **United States Design Patent**  
**Stekelenburg**

(10) **Patent No.:** **US D555,275 S**

(45) **Date of Patent:** **\*\* Nov. 13, 2007**

(54) **LIGHT**

(76) Inventor: **Albert Stekelenburg**, 9<sup>th</sup> Fl., 102  
Kuang-Fu S. Rd., Taipei (TW)

(\*\*) Term: **14 Years**

(21) Appl. No.: **29/251,605**

(22) Filed: **Jan. 11, 2006**

(51) **LOC (8) Cl.** ..... **26-05**

(52) **U.S. Cl.** ..... **D26/67; D26/85**

(58) **Field of Classification Search** ..... **D26/67,**  
**D26/68, 70, 71, 72, 85, 87, 91, 92, 128; 40/559;**  
**362/145, 153, 153.1, 157, 183, 190, 191,**  
**362/266, 362, 431, 812**

See application file for complete search history.

(56) **References Cited**

**U.S. PATENT DOCUMENTS**

D201,909 S *	8/1965	Harling	.....	D26/71
D204,302 S *	4/1966	Paull	.....	D26/24
D209,004 S *	10/1967	Little	.....	D26/24
D291,604 S *	8/1987	Watson	.....	D26/68
D308,111 S *	5/1990	Banathy et al.	.....	D26/68

D340,049 S *	10/1993	Liljenwall et al.	.....	D14/371
D407,838 S *	4/1999	Compton	.....	D26/67
D427,704 S *	7/2000	Bossy	.....	D26/67
D439,695 S *	3/2001	Compton et al.	.....	D26/87
D501,947 S *	2/2005	Haugaard et al.	.....	D26/71

\* cited by examiner

*Primary Examiner*—Clare E Heflin

(74) *Attorney, Agent, or Firm*—Troxell Law Office, PLLC

(57) **CLAIM**

The ornamental design for a light, as shown and described.

**DESCRIPTION**

FIG. 1 is a top view of a light showing my new design;

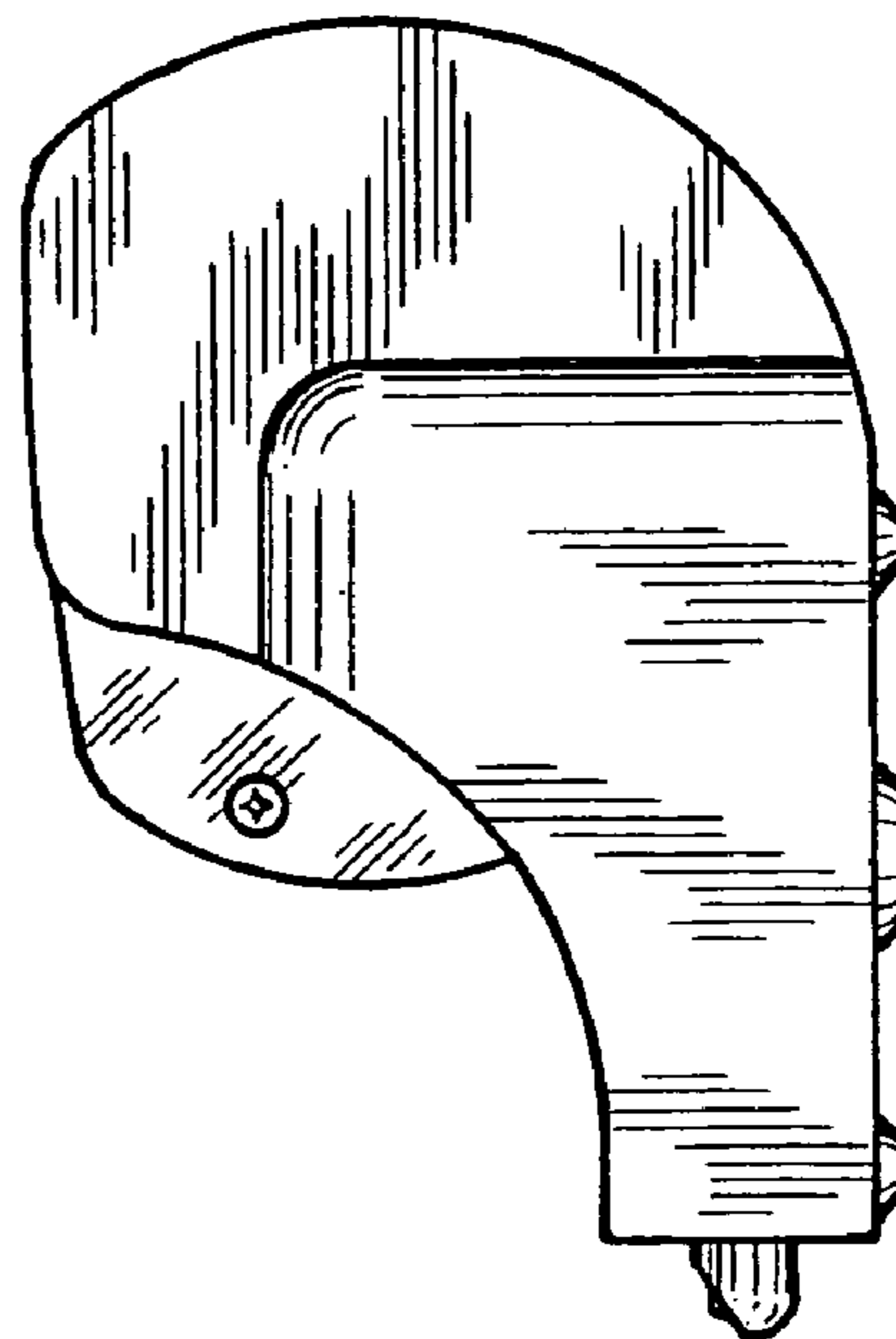

FIG. 2 is a front view thereof;

FIG. 3 is a right side elevational view thereof; (left side elevational view is symmetrical as right side elevational view);

FIG. 4 is a bottom view thereof; and,

FIG. 5 is a rear view thereof.

**1 Claim, 2 Drawing Sheets**






FIG. 1




FIG. 2

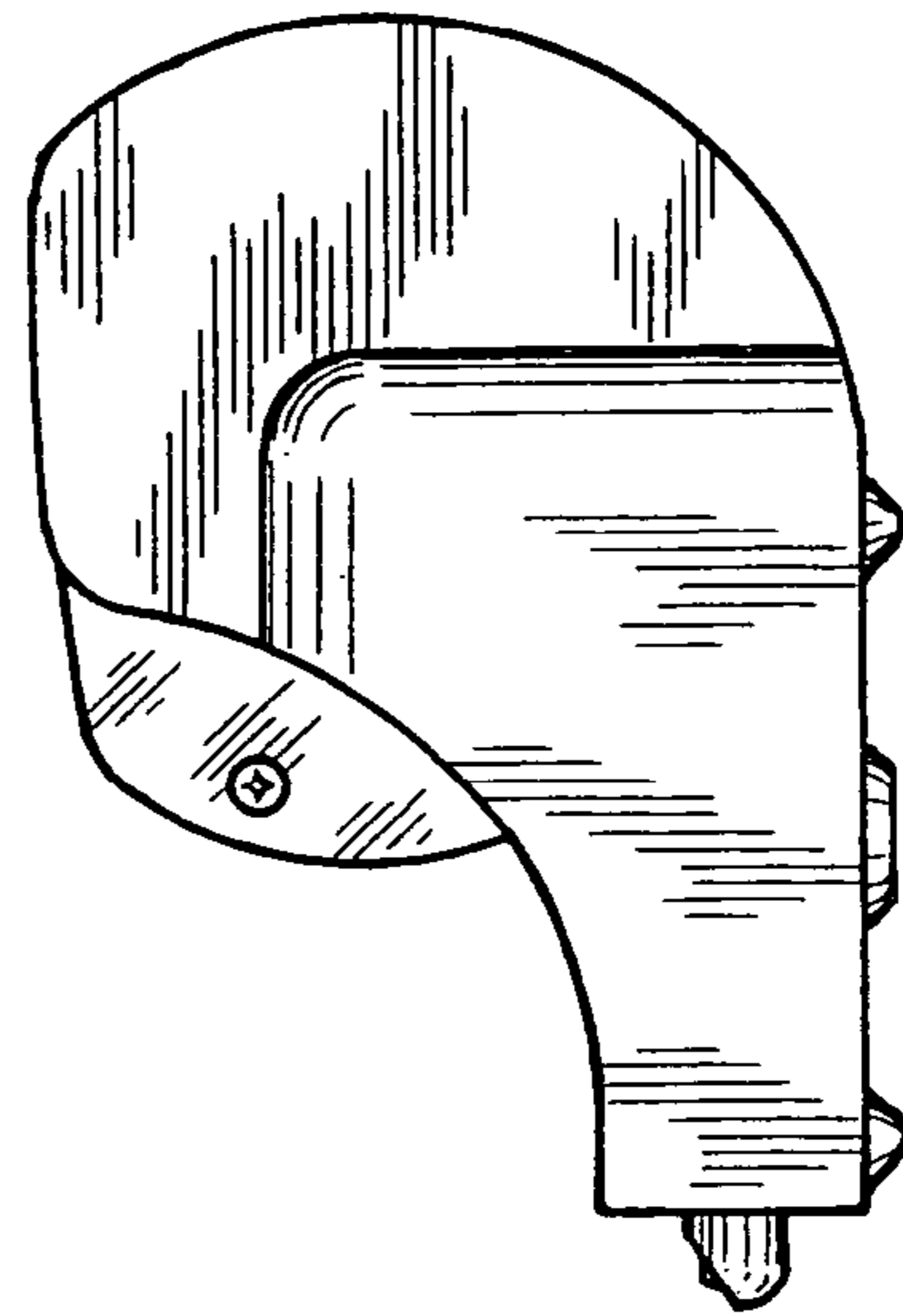


FIG. 3

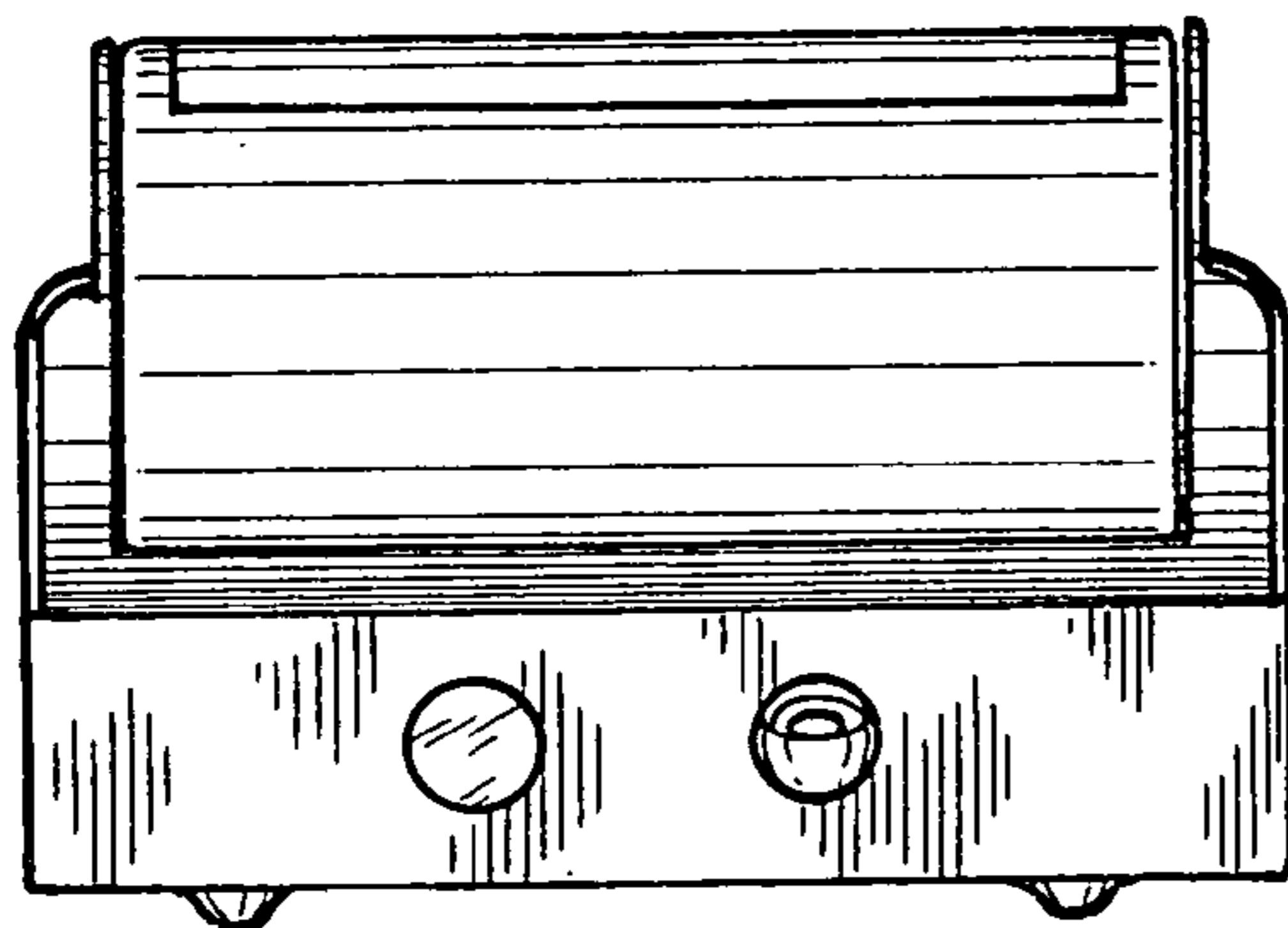


FIG. 4

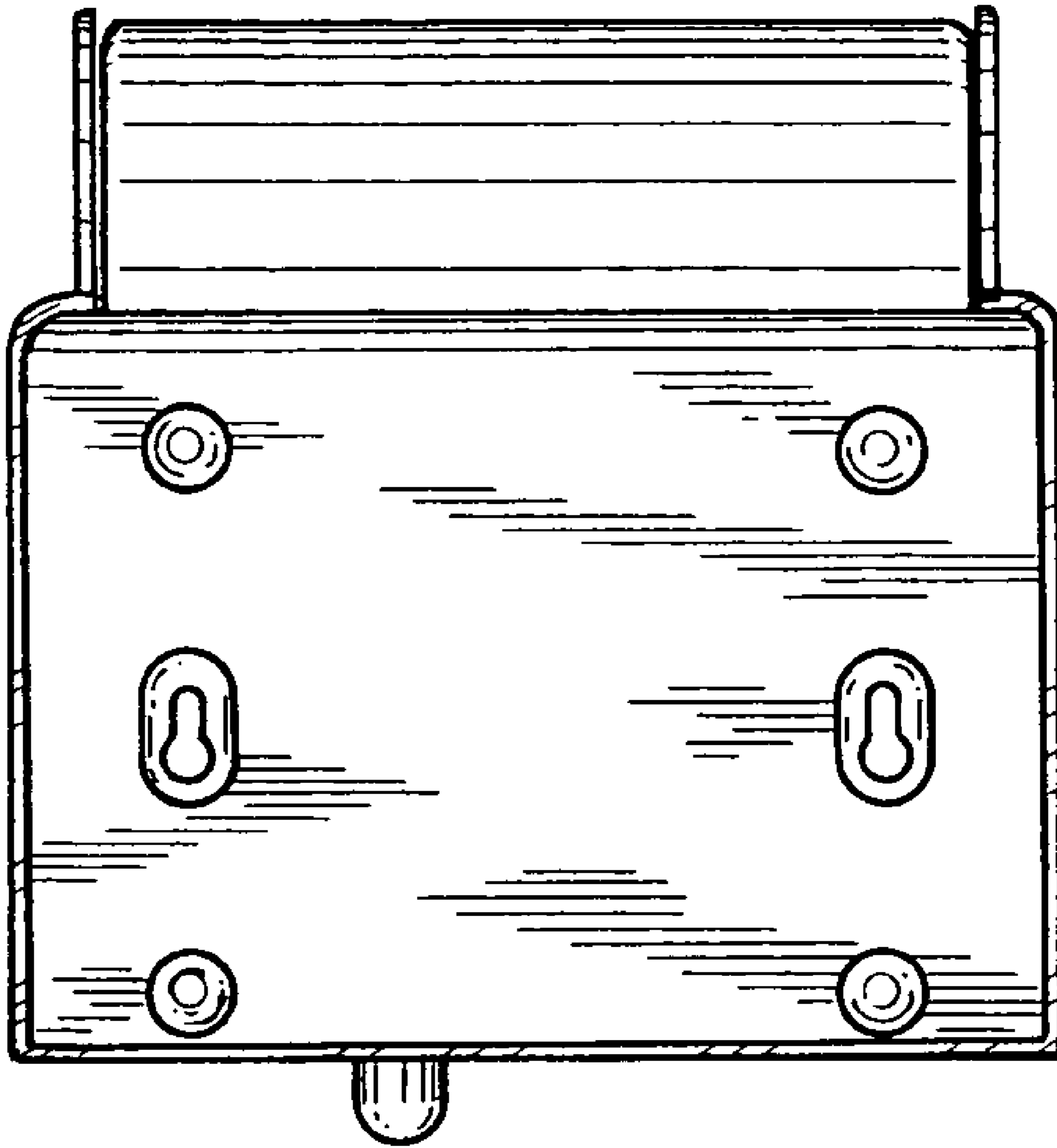


FIG. 5