



US00D555259S

(12) **United States Design Patent** (10) **Patent No.:** **US D555,259 S**
Antonic (45) **Date of Patent:** **** Nov. 13, 2007**

(54) **WINDOW AND DOOR FENESTRATION MEMBER**

(76) Inventor: **James P. Antonic**, 9111 Southmont Cove #406, Ft. Myers, FL (US) 33908

(**) Term: **14 Years**

(21) Appl. No.: **29/273,779**

(22) Filed: **Mar. 13, 2007**

Related U.S. Application Data

(63) Continuation of application No. 11/356,482, filed on Feb. 17, 2006.

(51) **LOC (8) Cl.** **25-01**
(52) **U.S. Cl.** **D25/119**
(58) **Field of Classification Search** D25/119,
D25/122; 52/281, 282.2, 282.3, 460, 461,
52/479, 481.1, 220.1, 204.5, 202, 211, 204.1;
49/504

See application file for complete search history.

(56) **References Cited**

U.S. PATENT DOCUMENTS

D384,169 S * 9/1997 Leonelli D25/119
5,927,039 A * 7/1999 De Boer 52/656.9
2002/0148178 A1 * 10/2002 Farag 52/204.1

OTHER PUBLICATIONS

U.S. Appl. No. 29/273,324, filed Mar. 2, 2007, Antonic.
U.S. Appl. No. 29/267,244, filed Oct. 10, 2006, Antonic.
U.S. Appl. No. 29/267,246, filed Oct. 10, 2006, Antonic.
U.S. Appl. No. 29/273,728, filed Mar. 12, 2007, Antonic.
U.S. Appl. No. 29/273,780, filed Mar. 13, 2007, Antonic.

* cited by examiner

Primary Examiner—Doris Clark
(74) *Attorney, Agent, or Firm*—Laura G. Barrow

(57) **CLAIM**

I claim the ornamental design of a window and door fenestration member, as shown and described.

DESCRIPTION

FIG. 1 is a front/right/top perspective view of the of the window and door fenestration member showing my new design, shown broken in the center to indicate indeterminate length.

FIG. 2 is a front side elevation view thereof.

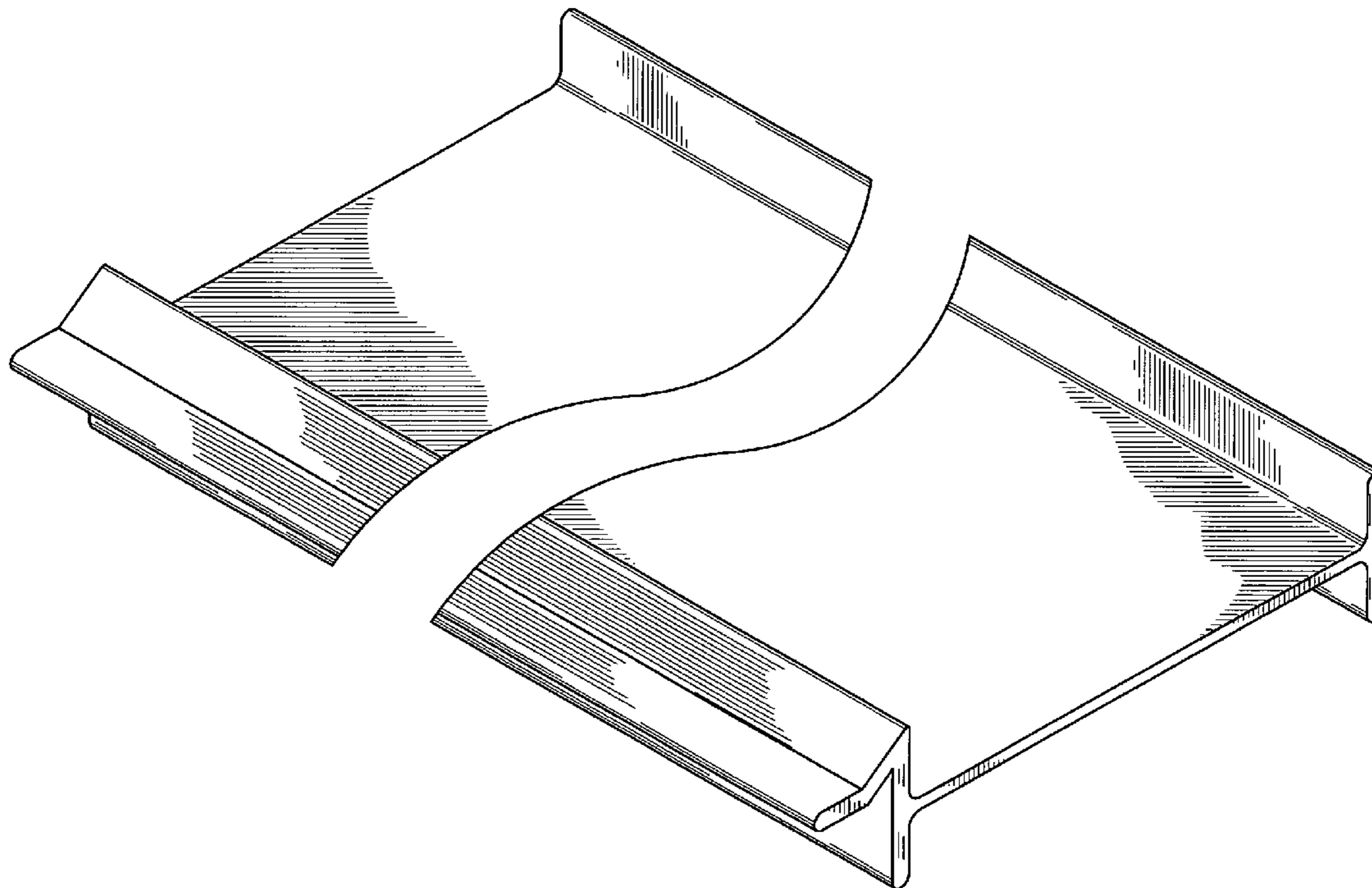
FIG. 3 is a rear side elevation views thereof.

FIG. 4 is a left side elevation view thereof. The right side view is identical to the left side.

FIG. 5 is a top view thereof; and,

FIG. 6 is a bottom view thereof.

1 Claim, 3 Drawing Sheets



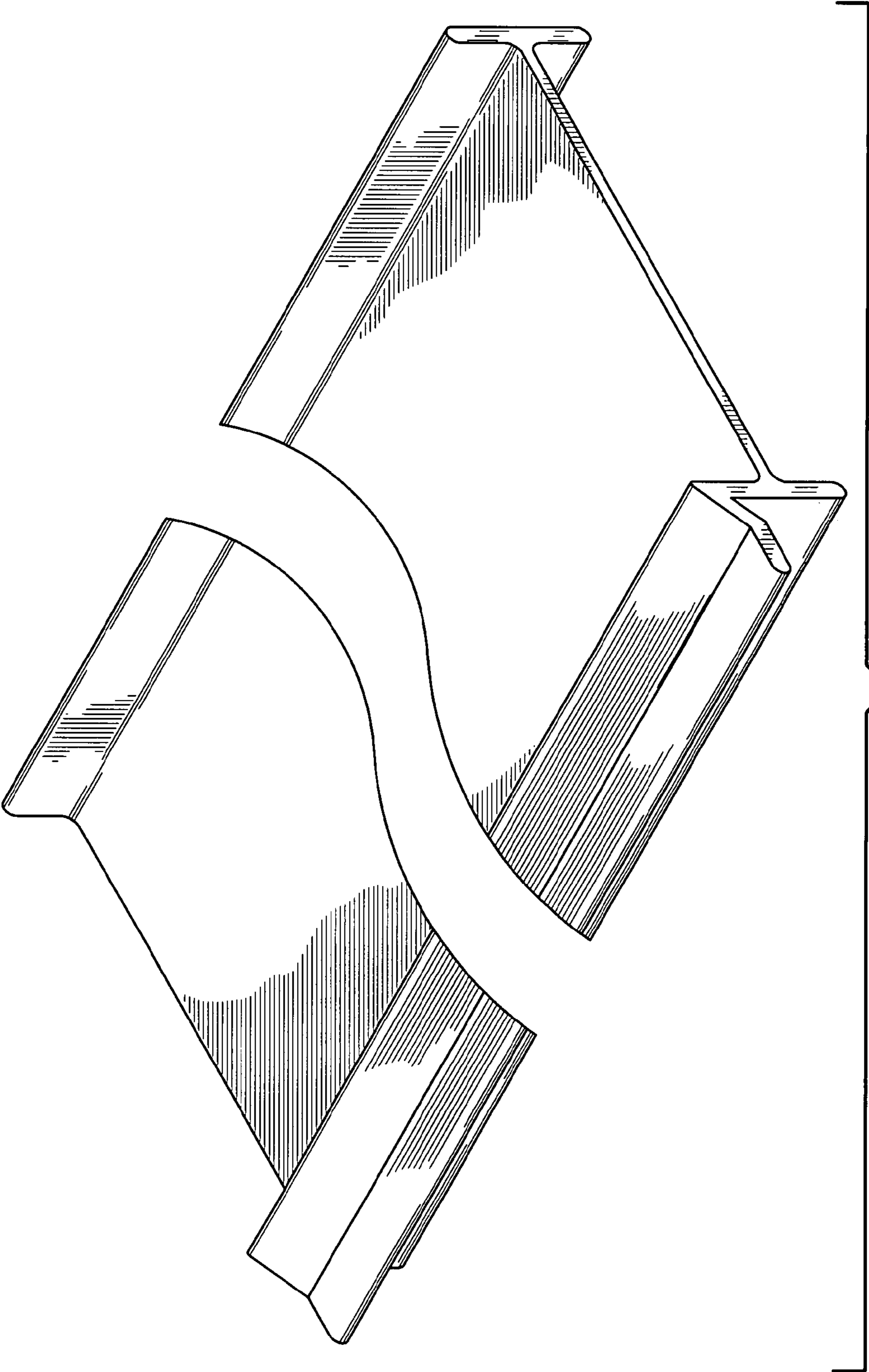


Fig. 1




Fig. 2




Fig. 3

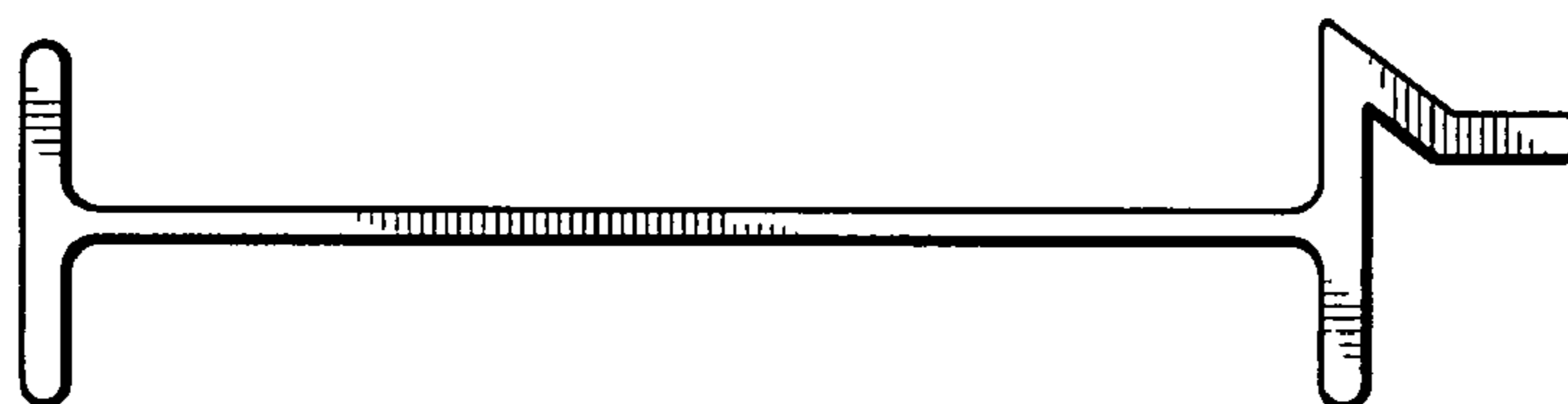


Fig. 4

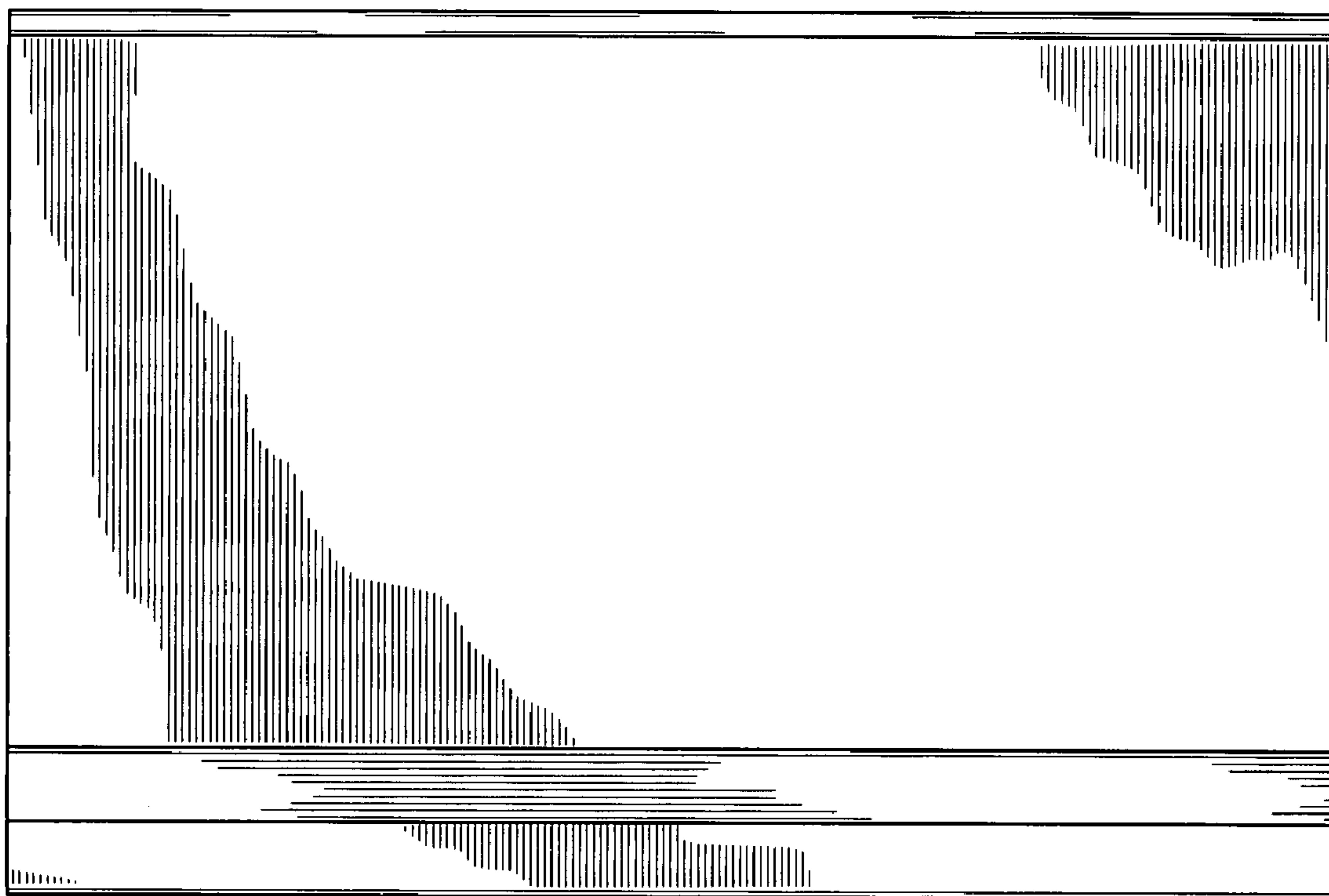


Fig. 5

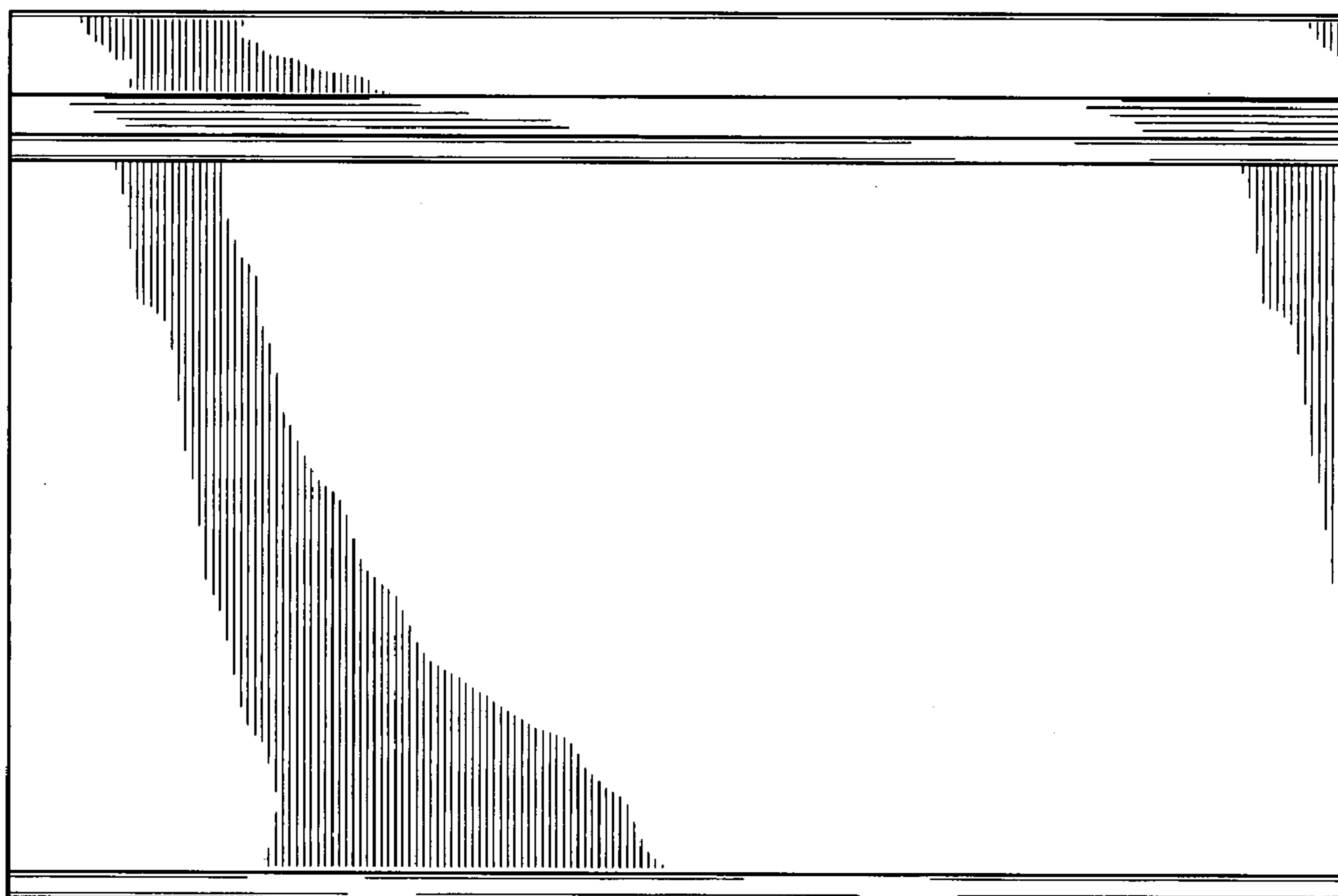


Fig. 6