



US00D555238S

(12) **United States Design Patent**
Pickett

(10) **Patent No.:** **US D555,238 S**

(45) **Date of Patent:** **** Nov. 13, 2007**

(54) **CEILING FAN HOUSING**

(76) Inventor: **Mark Pickett**, 1419 E. Palm St.,
Altadena, CA (US) 91001

(**) Term: **14 Years**

(21) Appl. No.: **29/264,633**

(22) Filed: **Aug. 15, 2006**

(51) **LOC (8) Cl.** **23-04**

(52) **U.S. Cl.** **D23/411**

(58) **Field of Classification Search** D23/411,
D23/377, 379, 385; 416/5; 392/364
See application file for complete search history.

(56) **References Cited**

U.S. PATENT DOCUMENTS

D42,808 S *	7/1912	Recker	D26/88
D51,188 S *	8/1917	Snow	D26/88
D81,837 S *	8/1930	Machowicz	D26/88
D370,973 S *	6/1996	Wu	D23/411
D389,265 S *	1/1998	Littman et al.	D26/87
D394,520 S *	5/1998	Littman et al.	D26/88
D402,362 S *	12/1998	Pickett	D23/377
D413,165 S *	8/1999	Tsuji	D23/411

* cited by examiner

Primary Examiner—Lisa Lichtenstein

(74) *Attorney, Agent, or Firm*—Parsons & Goltry; Michael
W. Goltry; Robert A. Parsons

(57) **CLAIM**

The ornamental design for a ceiling fan housing, as shown
and described.

DESCRIPTION

FIG. 1 is a top perspective view of a ceiling fan housing
showing my new design;

FIG. 2 is a bottom perspective view thereof;

FIG. 3 is a front elevational view thereof;

FIG. 4 is a rear elevational view thereof;

FIG. 5 is a left side elevational view thereof;

FIG. 6 is a right side elevational view thereof;

FIG. 7 is a top plan view thereof; and,

FIG. 8 is a bottom plan view thereof.

The dashed lines in FIGS. 1 and 7 show environmental
features, which are for illustrative purposes only and form
no part of the claimed design.

The broken line showing of the opening where a support rod
goes is included for the purpose of illustrating environmen-
tal structure and forms no part of the claimed design.

1 Claim, 8 Drawing Sheets

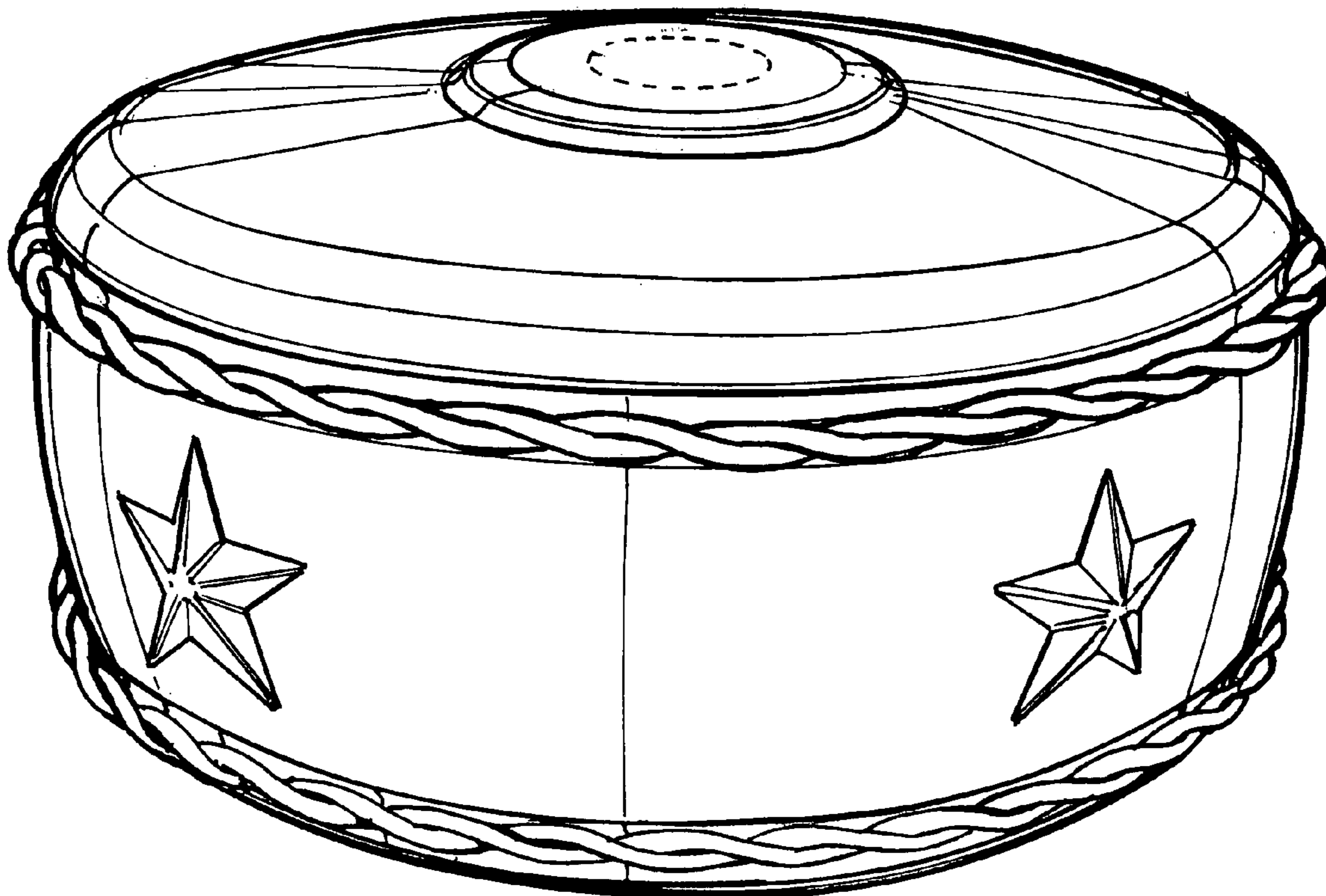
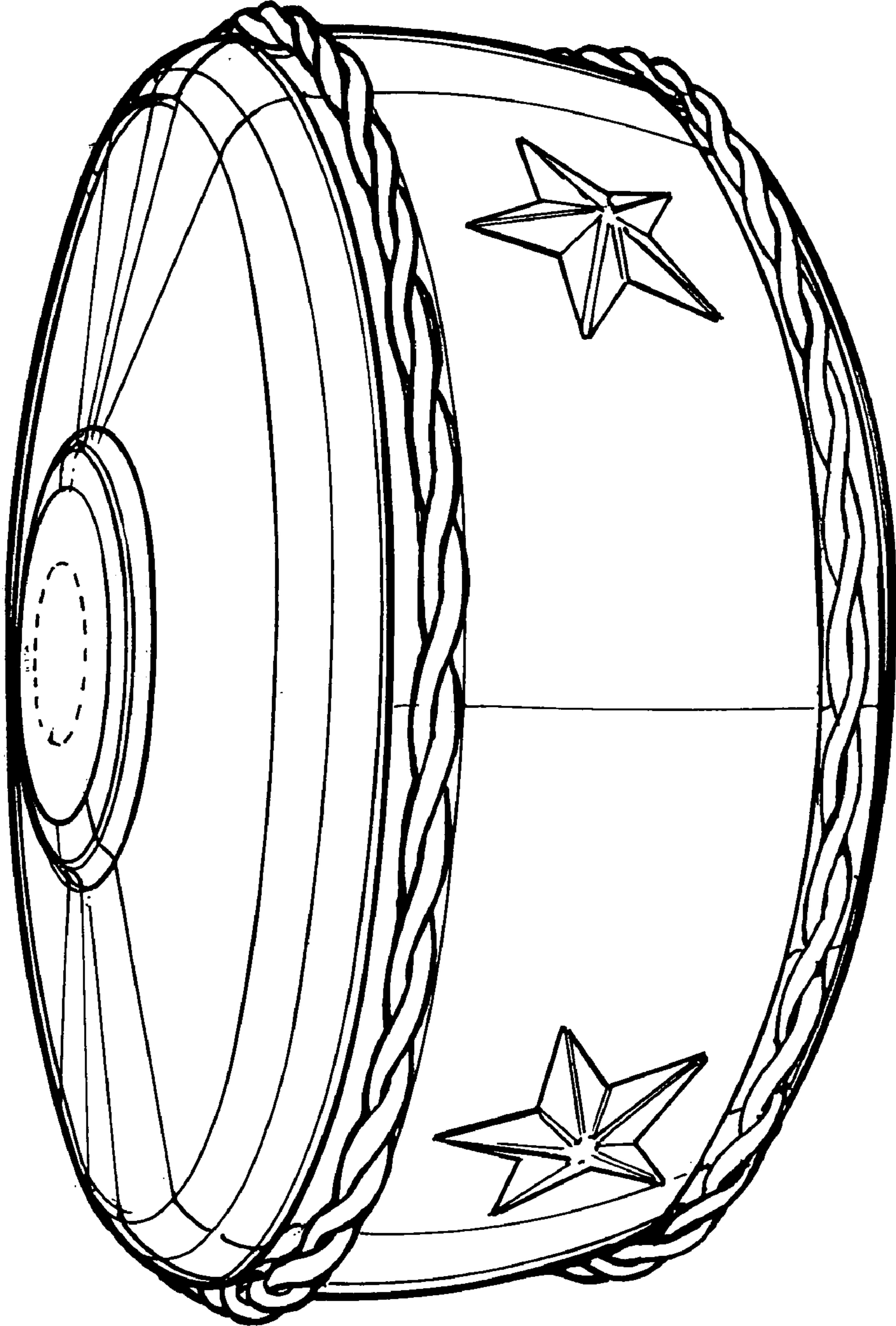


FIGURE 1






FIGURE 2




FIGURE 3




FIGURE 4




FIGURE 5




FIGURE 6

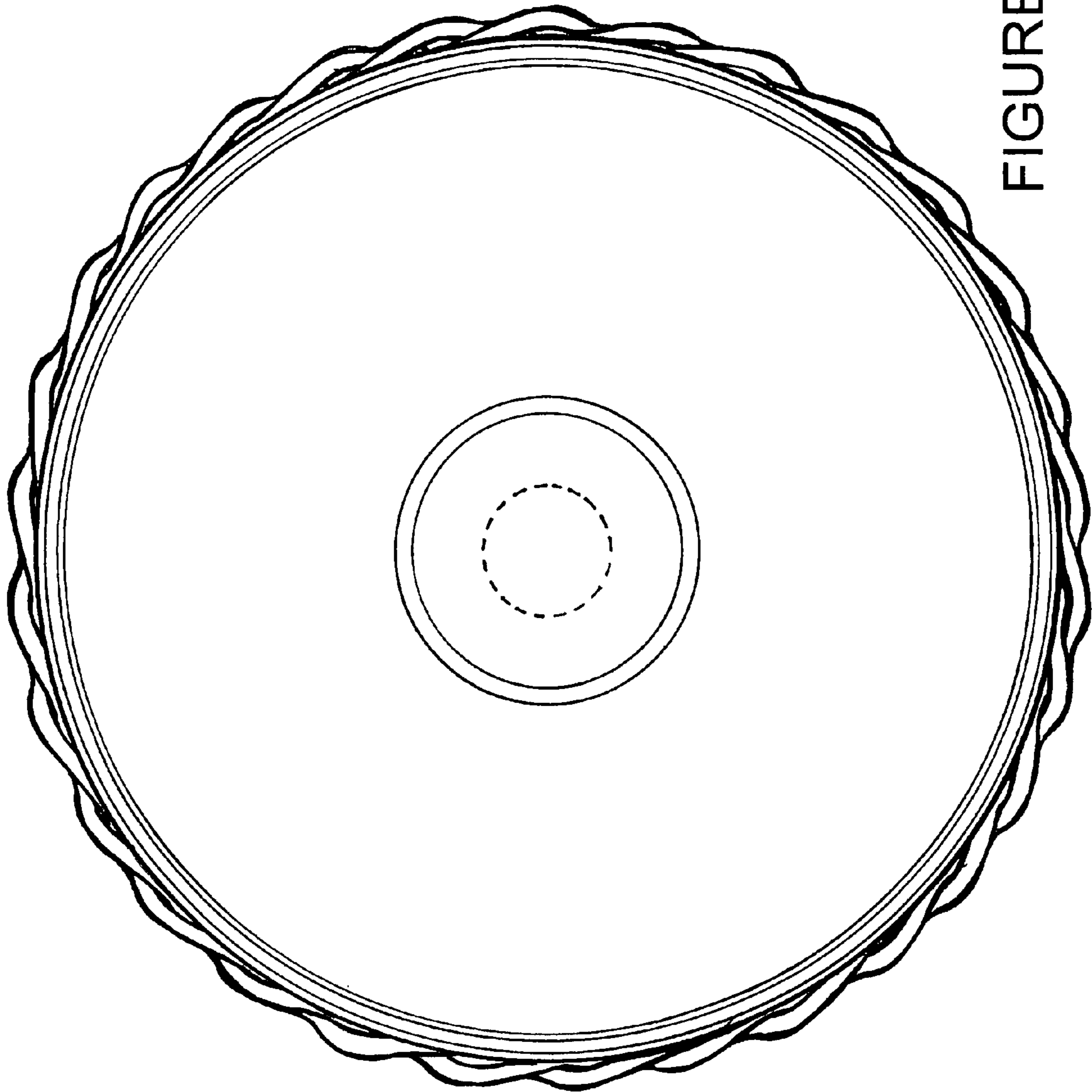


FIGURE 7

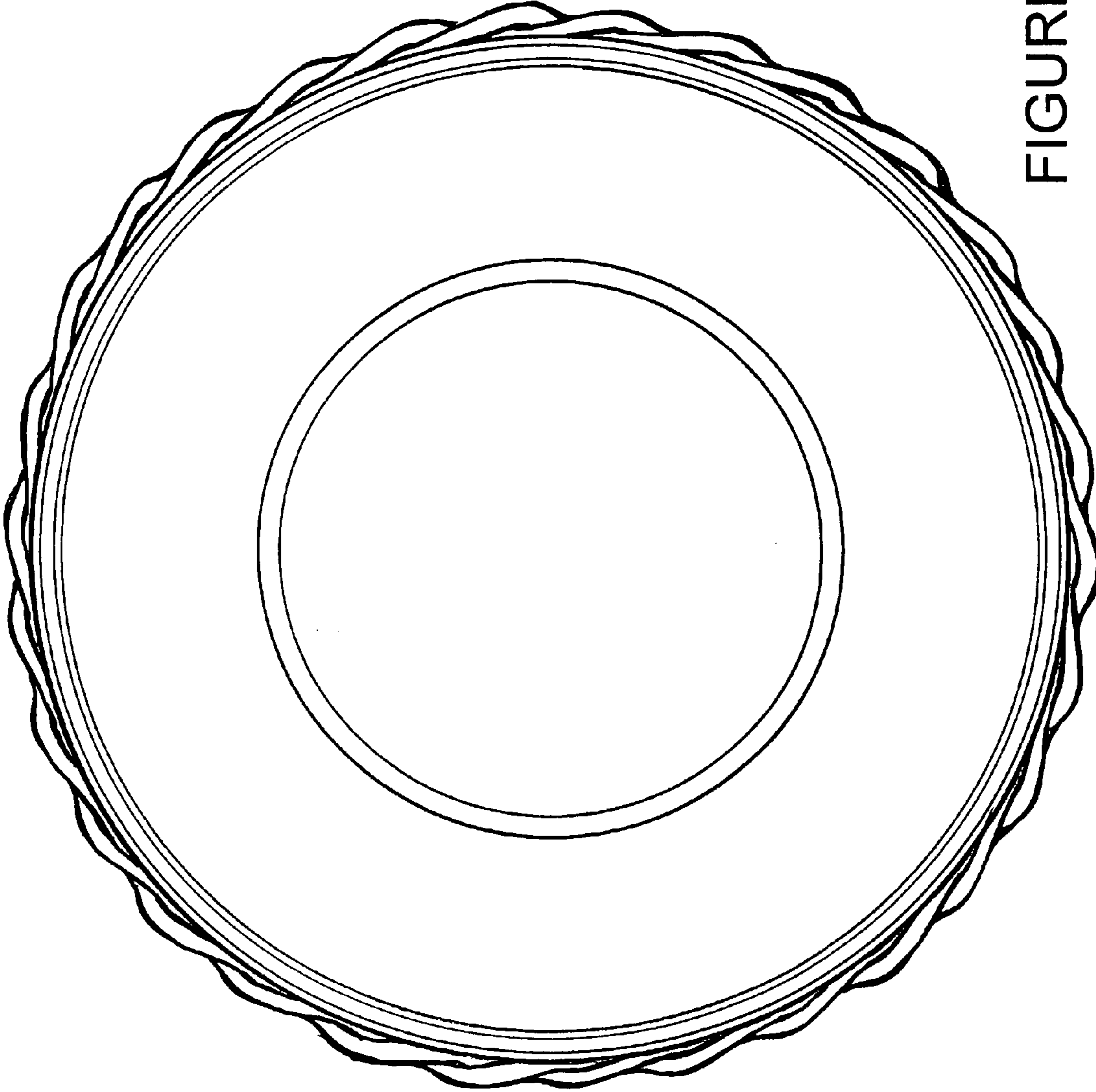


FIGURE 8