



US00D555196S

(12) **United States Design Patent**
Heyman

(10) **Patent No.:** **US D555,196 S**

(45) **Date of Patent:** **** Nov. 13, 2007**

(54) **WRITING UTENSIL**

(76) Inventor: **Norman Heyman**, 237 S. Buckhout St.,
Irvington, NY (US) 10533

(**) Term: **14 Years**

(21) Appl. No.: **29/262,406**

(22) Filed: **Jun. 30, 2006**

(51) **LOC (8) Cl.** **19-06**

(52) **U.S. Cl.** **D19/46**

(58) **Field of Classification Search** D19/35,
D19/36, 41-51; 24/11 R, 11 F, 11 P; 401/52,
401/99, 100, 104, 105, 106, 107, 108, 109,
401/192, 195, 196

See application file for complete search history.

(56) **References Cited**

U.S. PATENT DOCUMENTS

D198,959 S *	8/1964	Di Fulvio et al.	D10/72
D232,267 S *	7/1974	Zepell	D19/46
D238,359 S *	1/1976	Zepell	D19/46
D252,690 S *	8/1979	Wong	D19/36
4,185,933 A *	1/1980	Zepell	401/104
D308,889 S *	6/1990	Gecchelin	D19/46
D319,466 S *	8/1991	Summers	D19/42
D406,165 S *	2/1999	Nadel	D19/36

D452,273 S *	12/2001	Blom et al.	D19/46
D476,369 S *	6/2003	Suzuki	D19/69
D538,852 S *	3/2007	Chen	D19/46

* cited by examiner

Primary Examiner—Elizabeth A. Albert

(74) *Attorney, Agent, or Firm*—Robert L. Epstein; Epstein
Drangel Bazerman & James, LLP

(57) **CLAIM**

The ornamental design for a writing utensil, substantially as
shown and described.

DESCRIPTION

FIG. 1 is an isometric view showing the front, part of one
side and part of the top of the writing utensil showing my
new design;

FIG. 2 is an elevational front view thereof;

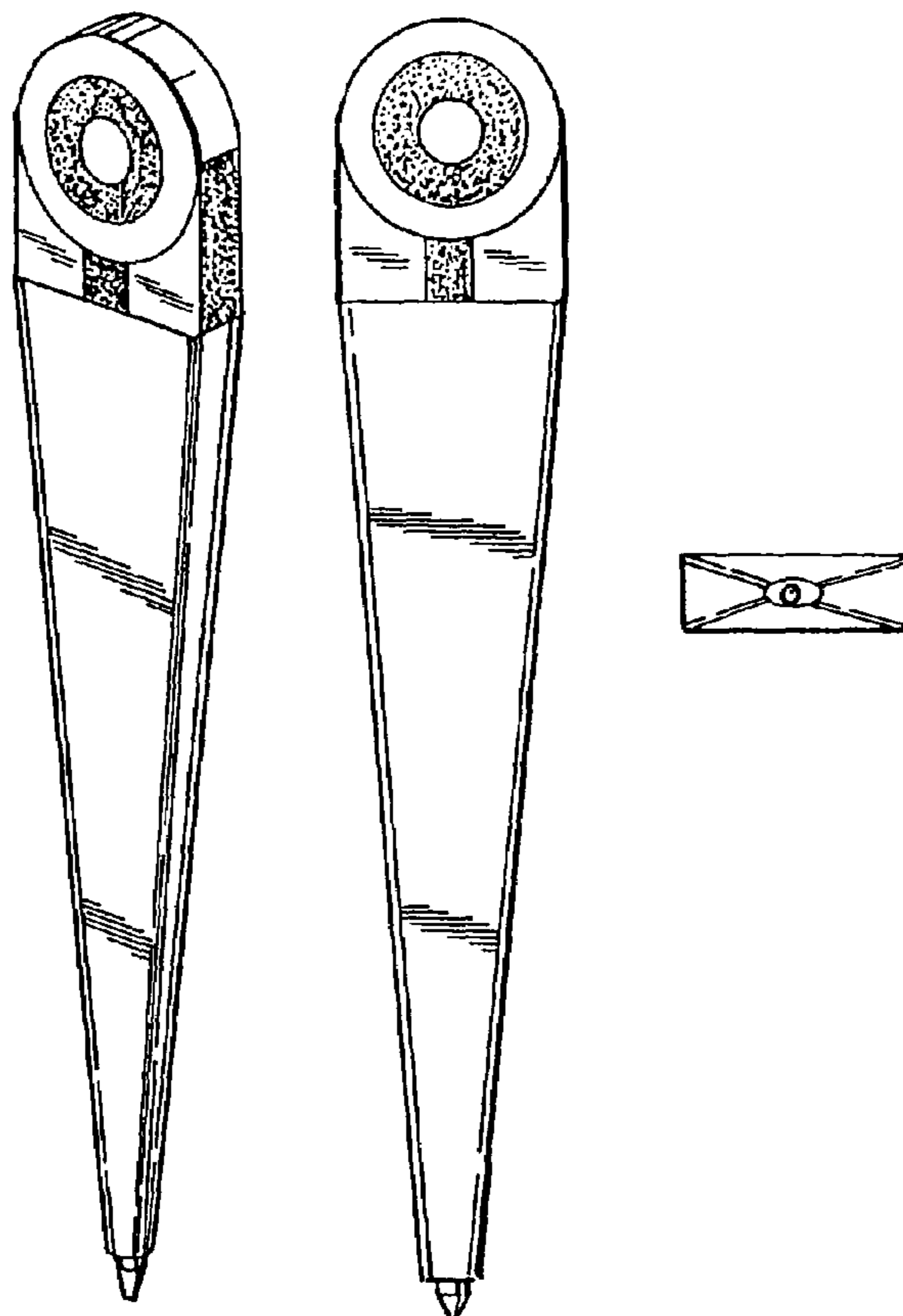
FIG. 3 is an elevational view of one side, the other side being
a mirror image thereof;

FIG. 4 is an elevational view of the bottom thereof; and,

FIG. 5 is an elevational view of the top thereof.

The stippled shading shown in the top in FIGS. 1, 2, and 3
is meant to represent a contrast in color.

1 Claim, 1 Drawing Sheet



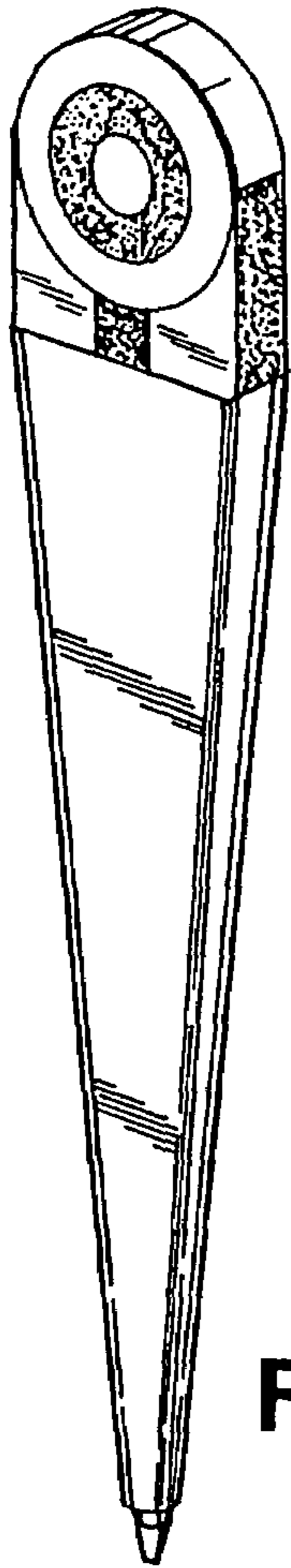


Fig. 1

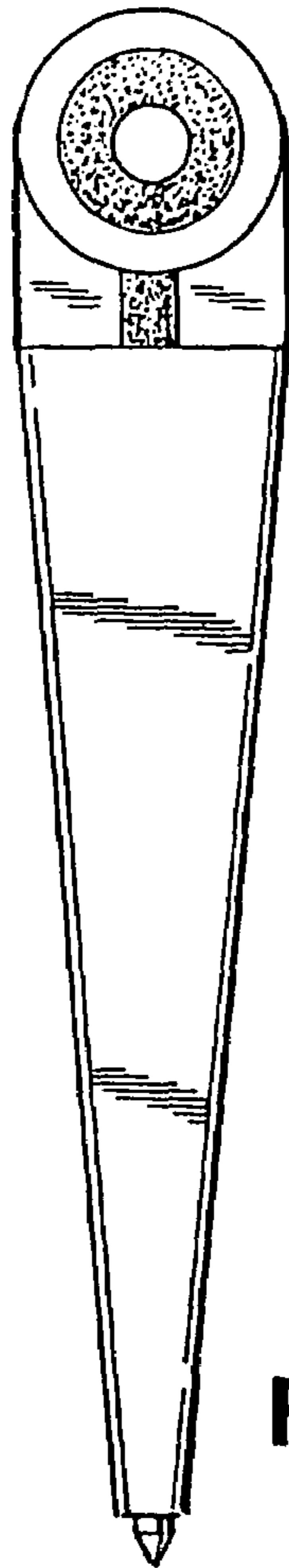


Fig. 2



Fig. 3



Fig. 4

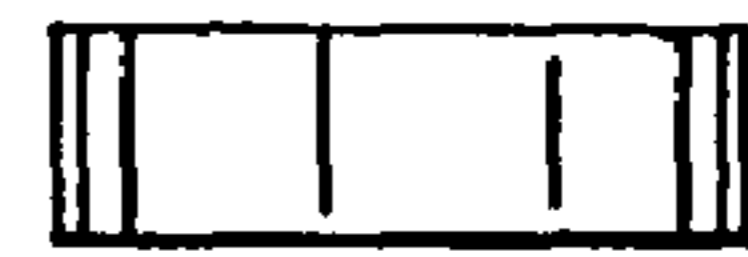


Fig. 5