



US00D555191S

(12) **United States Design Patent** (10) **Patent No.:** **US D555,191 S**  
**Peavey** (45) **Date of Patent:** **\*\* Nov. 13, 2007**

(54) **GUITAR HEADSTOCK**

(75) Inventor: **Hartley D. Peavey**, Meridian, MS (US)

(73) Assignee: **Peavey Electronics Corporation**,  
Meridian, MS (US)

(\*\*) Term: **14 Years**

(21) Appl. No.: **29/240,347**

(22) Filed: **Oct. 12, 2005**

(51) **LOC (8) Cl.** ..... **17-03**

(52) **U.S. Cl.** ..... **D17/20**

(58) **Field of Classification Search** ..... D17/14,  
D17/15, 18, 19, 20; 84/7, 173, 267, 268,  
84/269, 275, 277, 284, 285, 290, 291, 293,  
84/306, 314, 453

See application file for complete search history.

(56) **References Cited**

**U.S. PATENT DOCUMENTS**

|           |   |   |         |               |       |        |
|-----------|---|---|---------|---------------|-------|--------|
| D207,426  | S | * | 4/1967  | Ludwick       | ..... | D17/20 |
| 3,439,570 | A | * | 4/1969  | Lee           | ..... | 84/293 |
| 3,595,118 | A | * | 7/1971  | Paxton        | ..... | 84/322 |
| D255,460  | S |   | 6/1980  | Todd, III     |       |        |
| D255,461  | S |   | 6/1980  | Todd, III     |       |        |
| D255,462  | S |   | 6/1980  | Todd, III     |       |        |
| D314,784  | S | * | 2/1991  | Powers        | ..... | D17/20 |
| D349,720  | S | * | 8/1994  | Kim           | ..... | D17/20 |
| D416,935  | S | * | 11/1999 | DeCola        | ..... | D17/20 |
| D420,694  | S | * | 2/2000  | Rose          | ..... | D17/14 |
| D516,608  | S | * | 3/2006  | Butler et al. | ..... | D17/20 |

**FOREIGN PATENT DOCUMENTS**

GB 000622659-0001 \* 11/2006

\* cited by examiner

*Primary Examiner*—Ian Simmons

*Assistant Examiner*—R. Johnson

(74) *Attorney, Agent, or Firm*—Matthew B. Dernier; Kaplan  
Gilman Gibson & Dernier LLP

(57) **CLAIM**

I claim the ornamental design for a guitar headstock, as  
shown and described.

**DESCRIPTION**

FIG. 1 is a front view of a guitar headstock showing my new  
design;

FIG. 2 is a rear view of the guitar headstock of FIG. 1;

FIG. 3 is a top view of the guitar headstock of FIG. 1;

FIG. 4 is a bottom view of the guitar headstock of FIG. 1;

FIG. 5 is a right side view of the guitar headstock of FIG. 1;

FIG. 6 is a left side view of the guitar headstock of FIG. 1;

FIG. 7 is a front view of another embodiment the guitar  
headstock;

FIG. 8 is a rear view of the guitar headstock of FIG. 7;

FIG. 9 is a top view of the guitar headstock of FIG. 7;

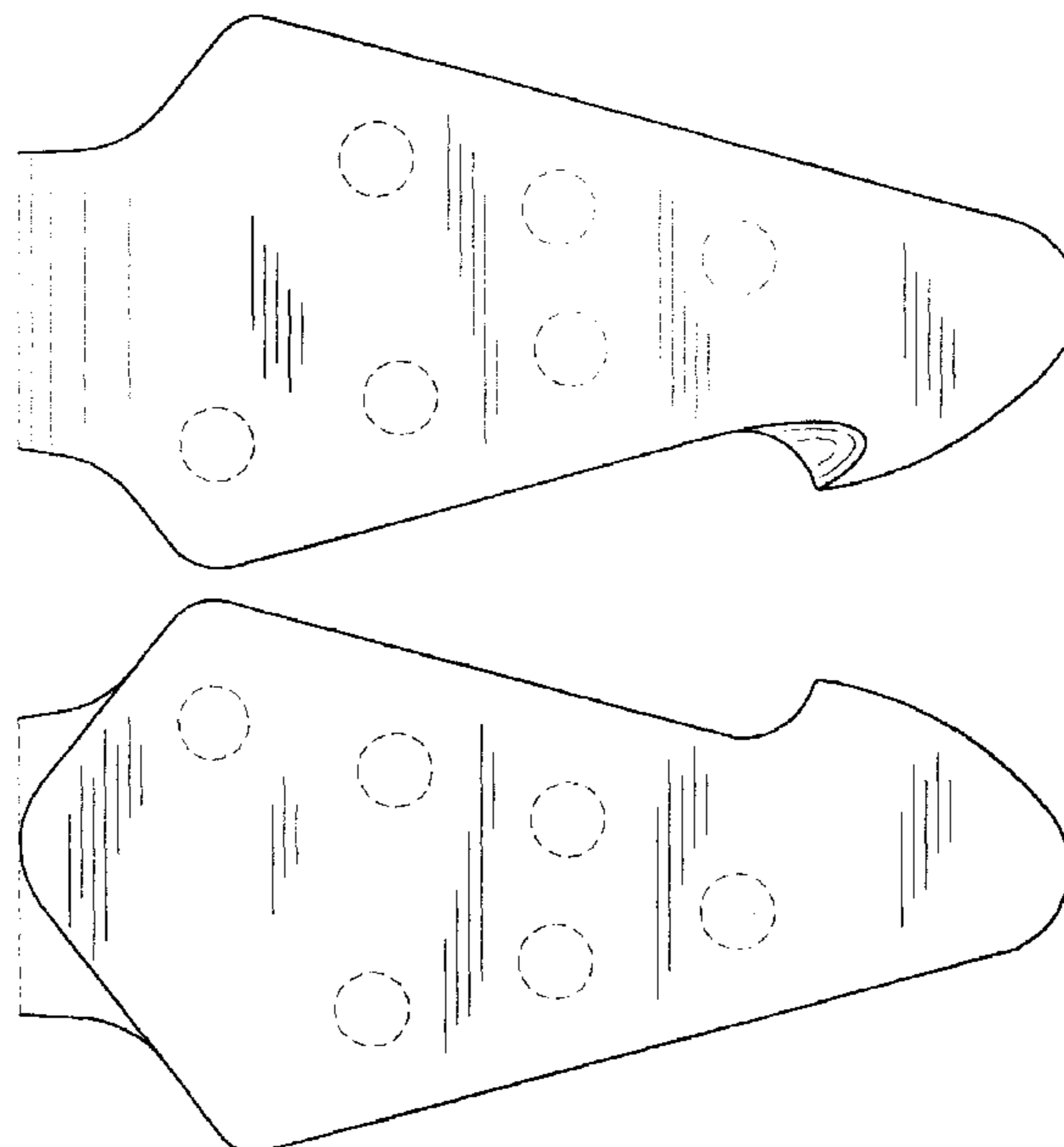
FIG. 10 is a bottom view of the guitar headstock of FIG. 7;

FIG. 11 is a right side view of the guitar headstock of FIG.  
7; and,

FIG. 12 is a left side view of the guitar headstock of FIG. 7.

The broken lines shown throughout the views are included  
for the purpose of illustrating environmental structure and  
form no part of the claimed design.

**1 Claim, 6 Drawing Sheets**



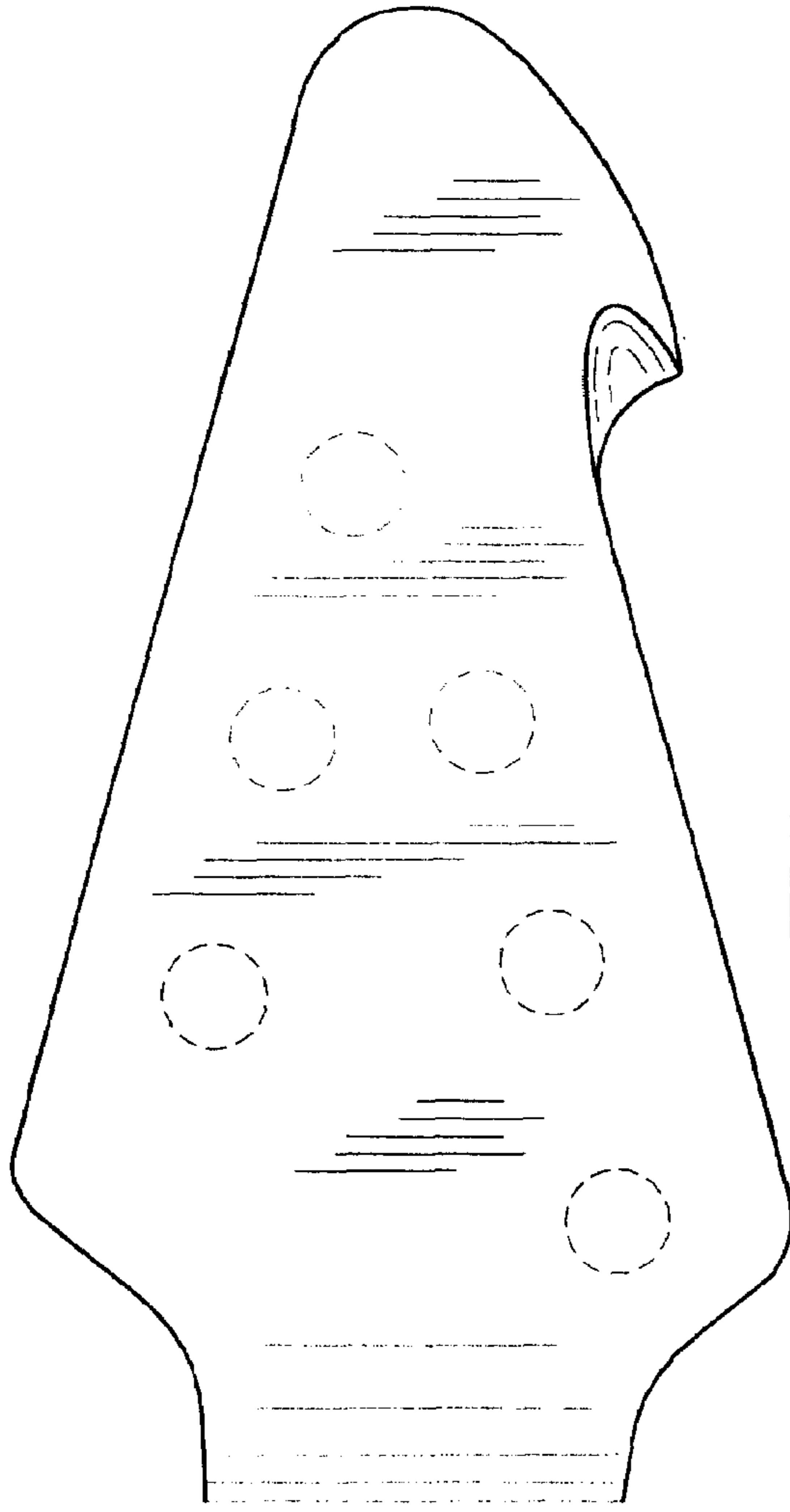


FIG. 1

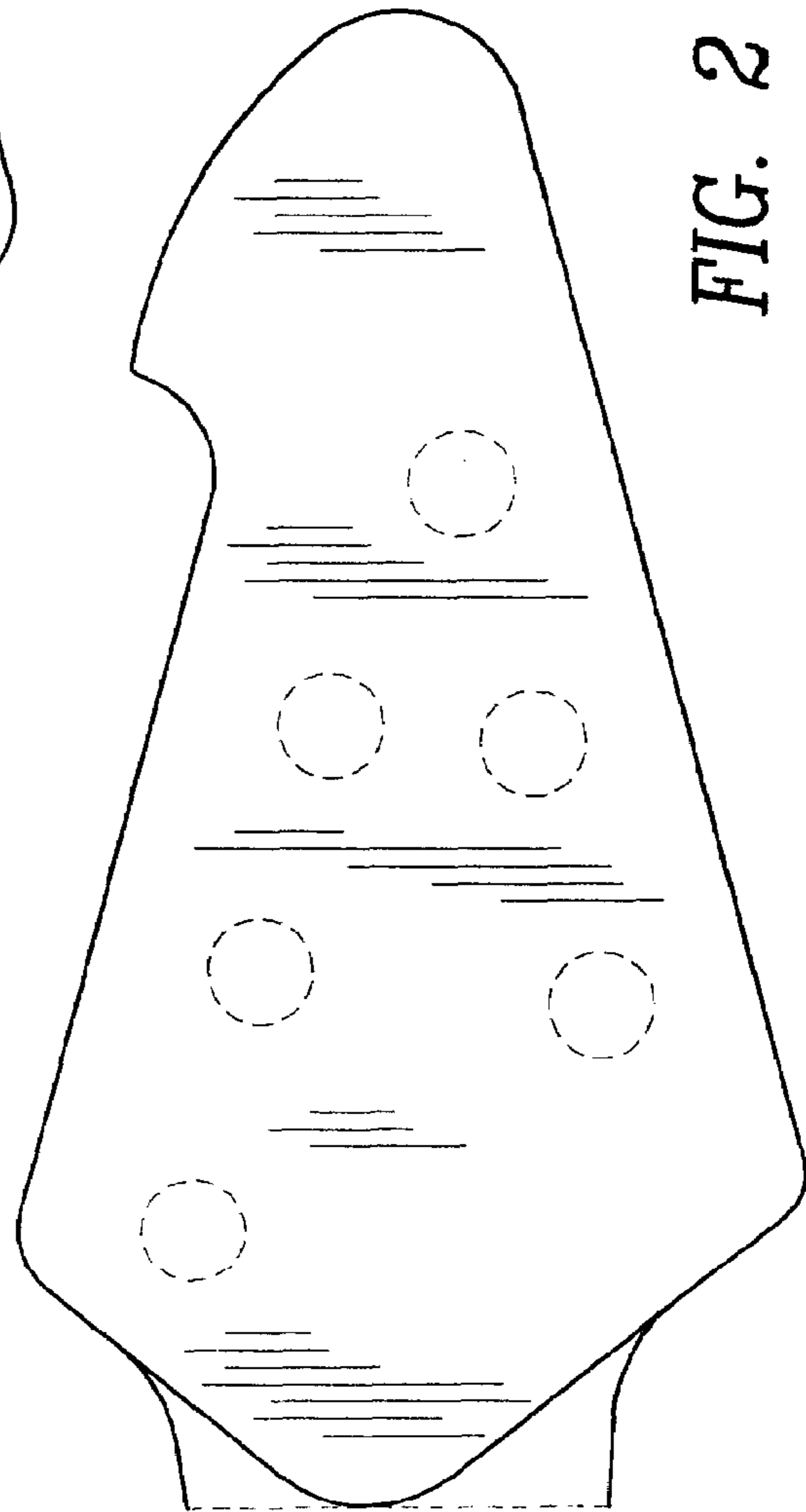
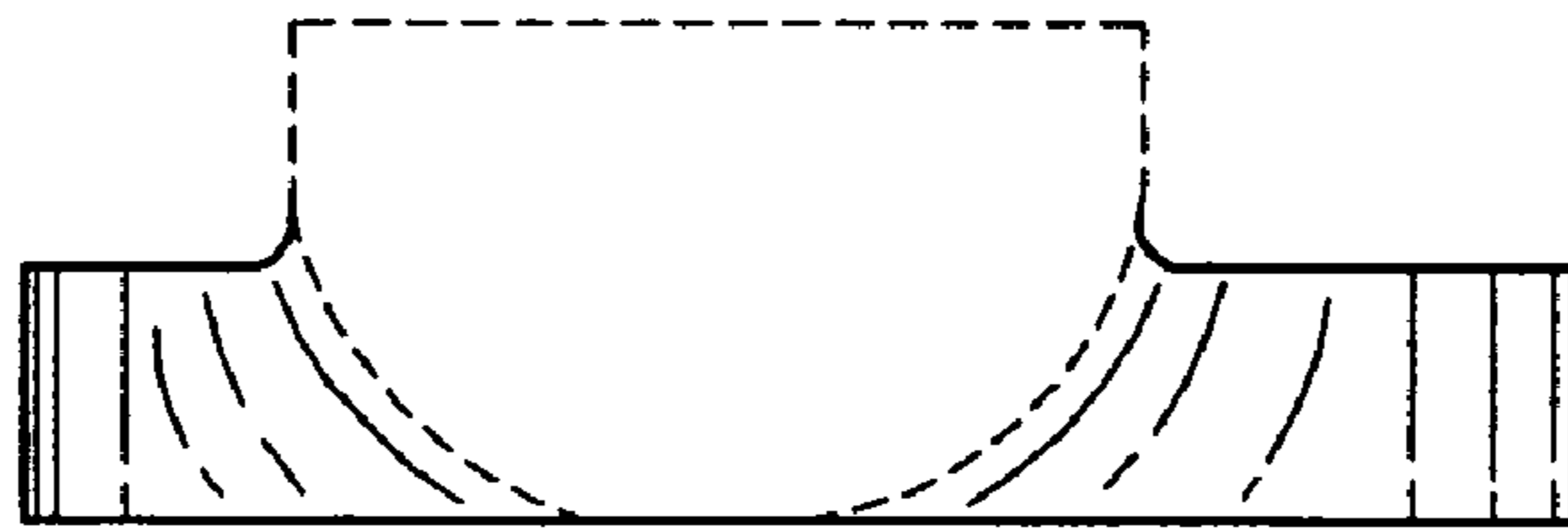



FIG. 2




*FIG. 3*



*FIG. 4*



*FIG. 5*



*FIG. 6*

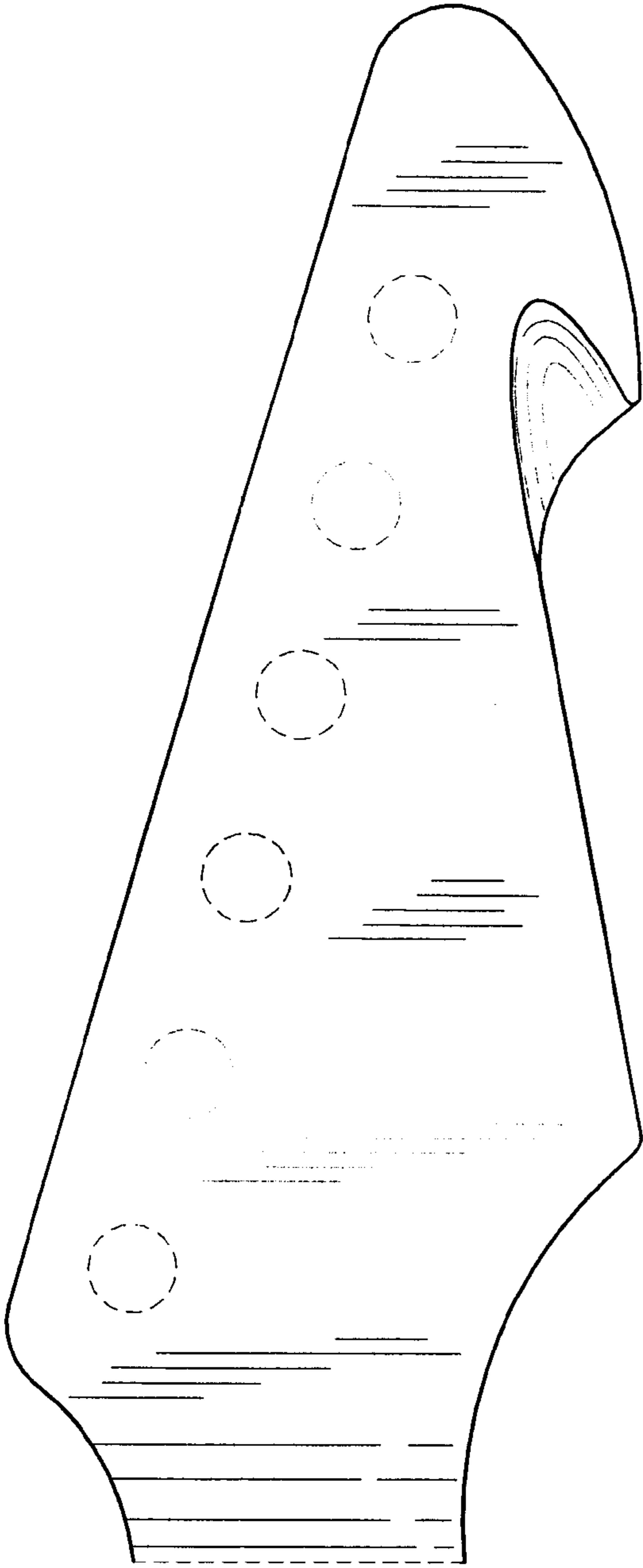


FIG. 7

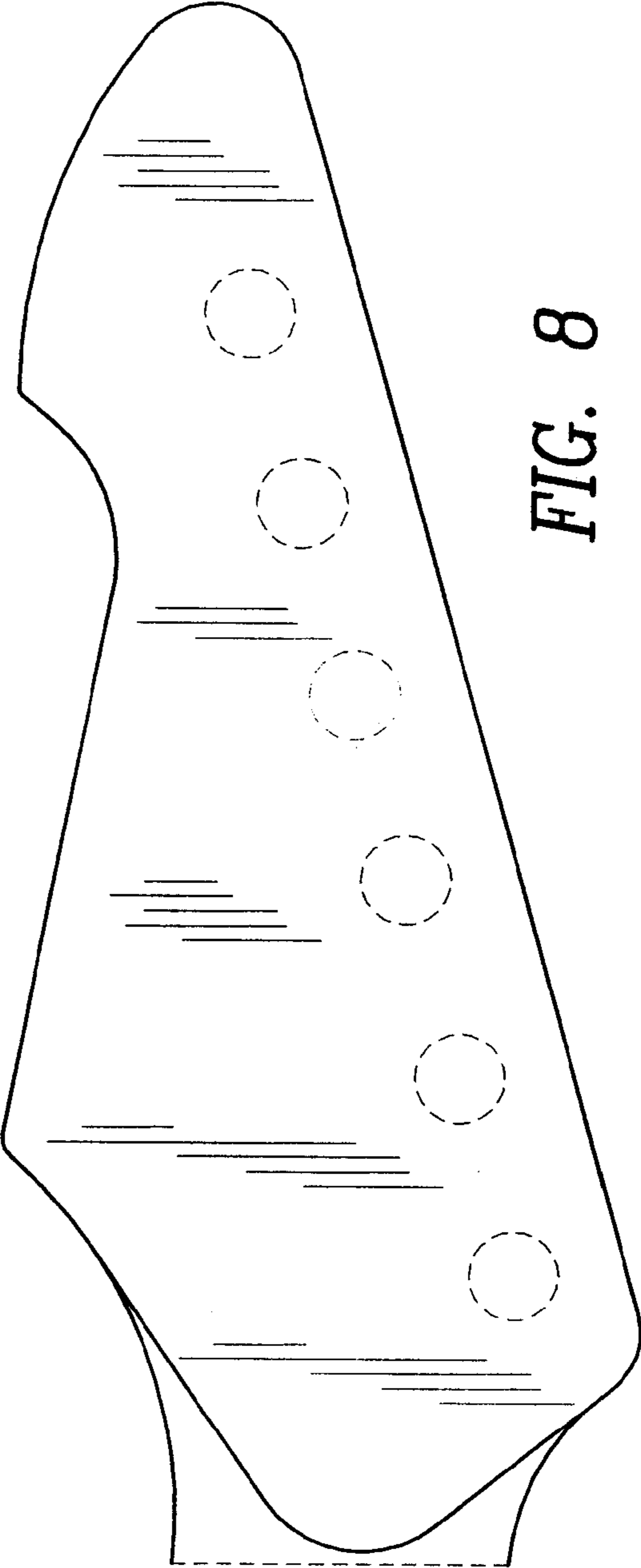
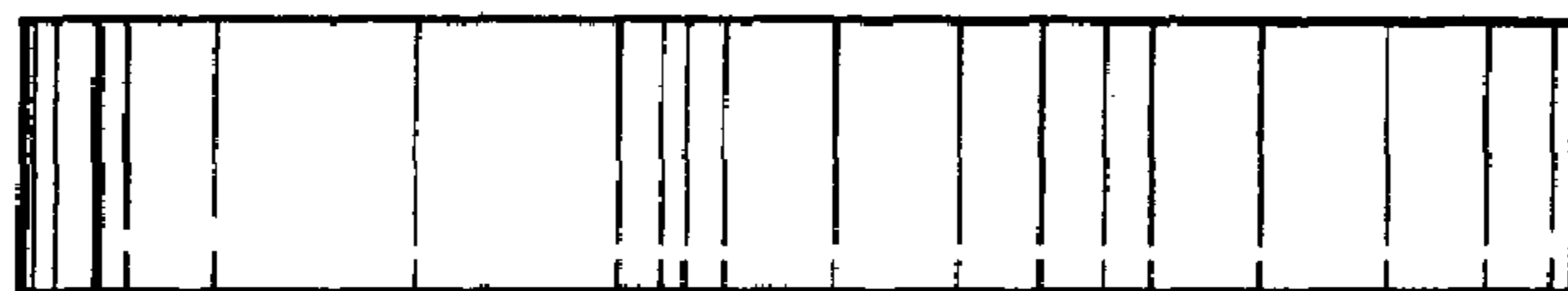



FIG. 8



*FIG. 9*



*FIG. 10*




FIG. 11




FIG. 12