



US00D555125S

(12) **United States Design Patent**  
**Horimoto**

(10) **Patent No.:** **US D555,125 S**

(45) **Date of Patent:** **\*\* Nov. 13, 2007**

(54) **MOBILE PHONE**

(75) Inventor: **Koji Horimoto**, Kakogawa (JP)

(73) Assignee: **Sanyo Electric Co., Ltd.**, Osaka (JP)

(\*\*) Term: **14 Years**

(21) Appl. No.: **29/247,806**

(22) Filed: **Jul. 13, 2006**

(51) **LOC (8) Cl.** ..... **14-03**

(52) **U.S. Cl.** ..... **D14/138**

(58) **Field of Classification Search** ..... D14/496,  
D14/138, 341-347; 455/575.3, 575.1; D21/517  
See application file for complete search history.

(56) **References Cited**

U.S. PATENT DOCUMENTS

D446,201 S *	8/2001	Kim	.....	D14/138
D476,968 S *	7/2003	Yokoyama	.....	D14/138
D477,296 S *	7/2003	Minamide	.....	D14/138
D481,697 S *	11/2003	Rausch et al.	.....	D14/138
D486,810 S *	2/2004	Chung	.....	D14/138
D488,788 S *	4/2004	Chan	.....	D14/138
D489,699 S *	5/2004	Hwang et al.	.....	D14/138
D490,792 S *	6/2004	Lee	.....	D14/138
D491,906 S *	6/2004	Okamatsu	.....	D14/138
D491,907 S *	6/2004	Ogawa	.....	D14/138
D496,019 S *	9/2004	Okada et al.	.....	D14/138
D501,455 S *	2/2005	Hunt et al.	.....	D14/138
D501,851 S *	2/2005	Watanabe et al.	.....	D14/248
D502,458 S *	3/2005	Chung et al.	.....	D14/138
D503,695 S *	4/2005	Kota et al.	.....	D14/138
D505,124 S *	5/2005	Takada	.....	D14/138
D507,255 S *	7/2005	Watanabe et al.	.....	D14/138
D507,553 S *	7/2005	Gotou et al.	.....	D14/138
D508,034 S *	8/2005	Liao	.....	D14/138
D510,923 S *	10/2005	Okamatsu	.....	D14/138
D518,464 S *	4/2006	Lee et al.	.....	D14/138
D519,479 S *	4/2006	Koo et al.	.....	D14/138

D536,686 S *	2/2007	Miyata	.....	D14/138
D538,249 S *	3/2007	Katayama	.....	D14/138
D542,761 S *	5/2007	Yoo et al.	.....	D14/138
2006/0121961 A1 *	6/2006	Cho	.....	455/575.3
2006/0293096 A1 *	12/2006	Kakuguchi et al.	.....	455/575.3
2007/0087793 A1 *	4/2007	Noma et al.	.....	455/575.3

FOREIGN PATENT DOCUMENTS

JP	1167430	*	3/2003
JP	1183170	*	8/2003
JP	1188896	*	10/2003

OTHER PUBLICATIONS

“Sanyo Announces the Sprint Power Vision SCP-8400”, posted Sep. 12, 2006, 2pp including 1pg of photos, [online], [retrieved on May 7, 2007], Retrieved from Internet <URL:www.mobiletechnews.com>.\*

\* cited by examiner

*Primary Examiner*—Jeffrey Asch

(74) *Attorney, Agent, or Firm*—Darby & Darby

(57) **CLAIM**

The ornamental design for mobile phone, as shown and described.

**DESCRIPTION**

FIG. 1 is a front, bottom, right-side perspective view with the lid open of our new design for mobile phone;

FIG. 2 is a front, bottom, right-side perspective view thereof;

FIG. 3 is a front elevation view thereof;

FIG. 4 is a rear elevation view thereof;

FIG. 5 is a top plan view thereof;

FIG. 6 is a bottom plan view thereof;

FIG. 7 is a left-side elevation view thereof; and,

FIG. 8 is a right-side elevation view thereof.

**1 Claim, 2 Drawing Sheets**

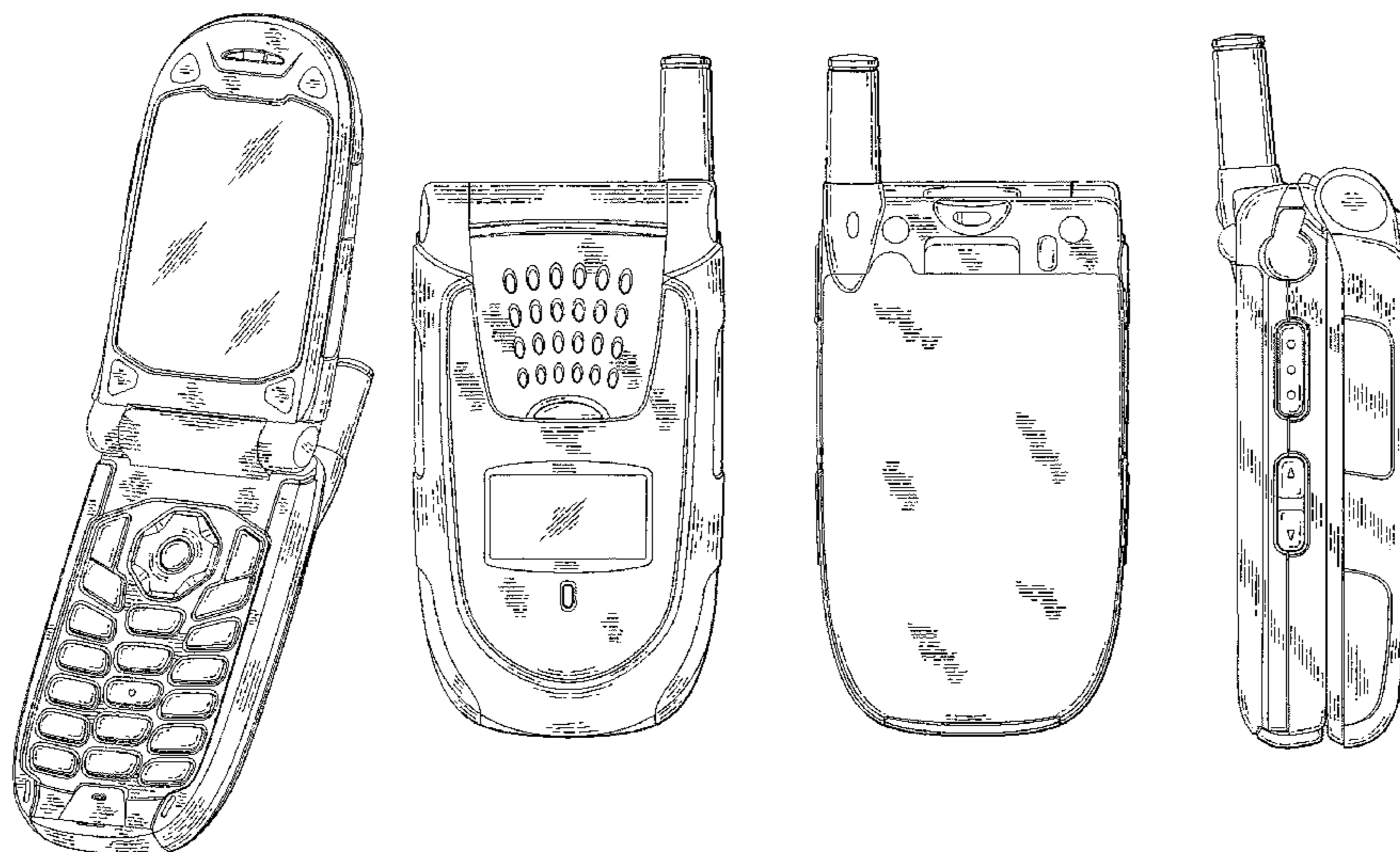


FIG. 4

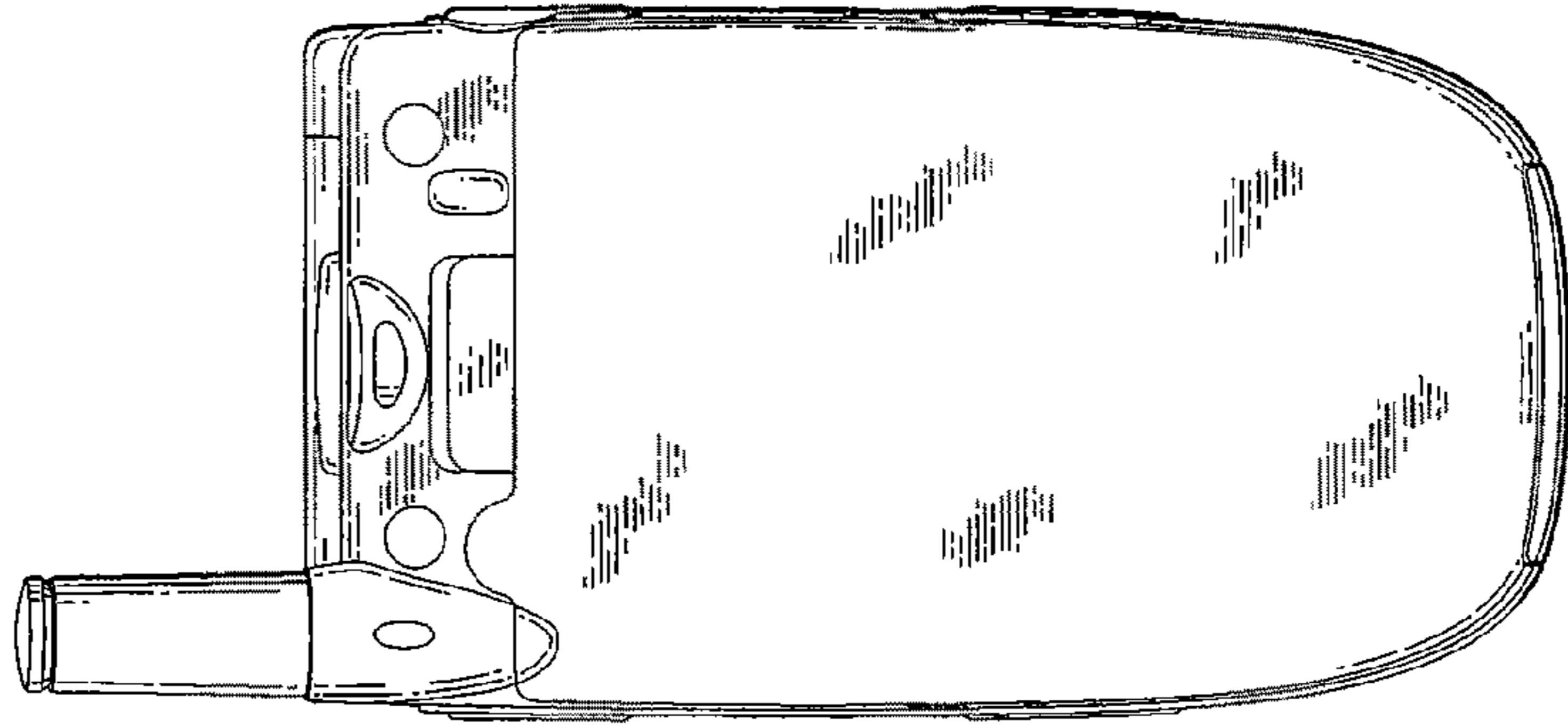


FIG. 3

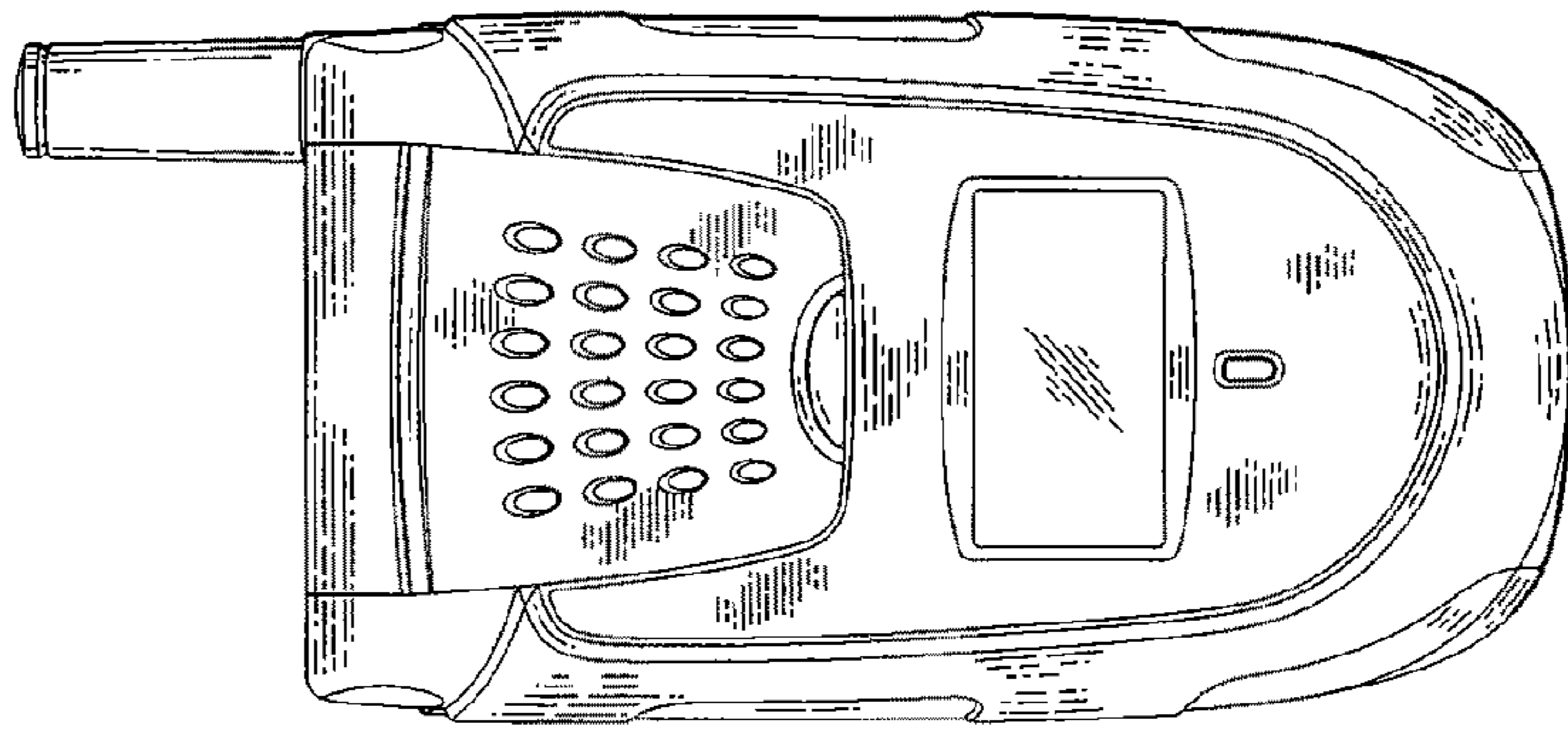


FIG. 2

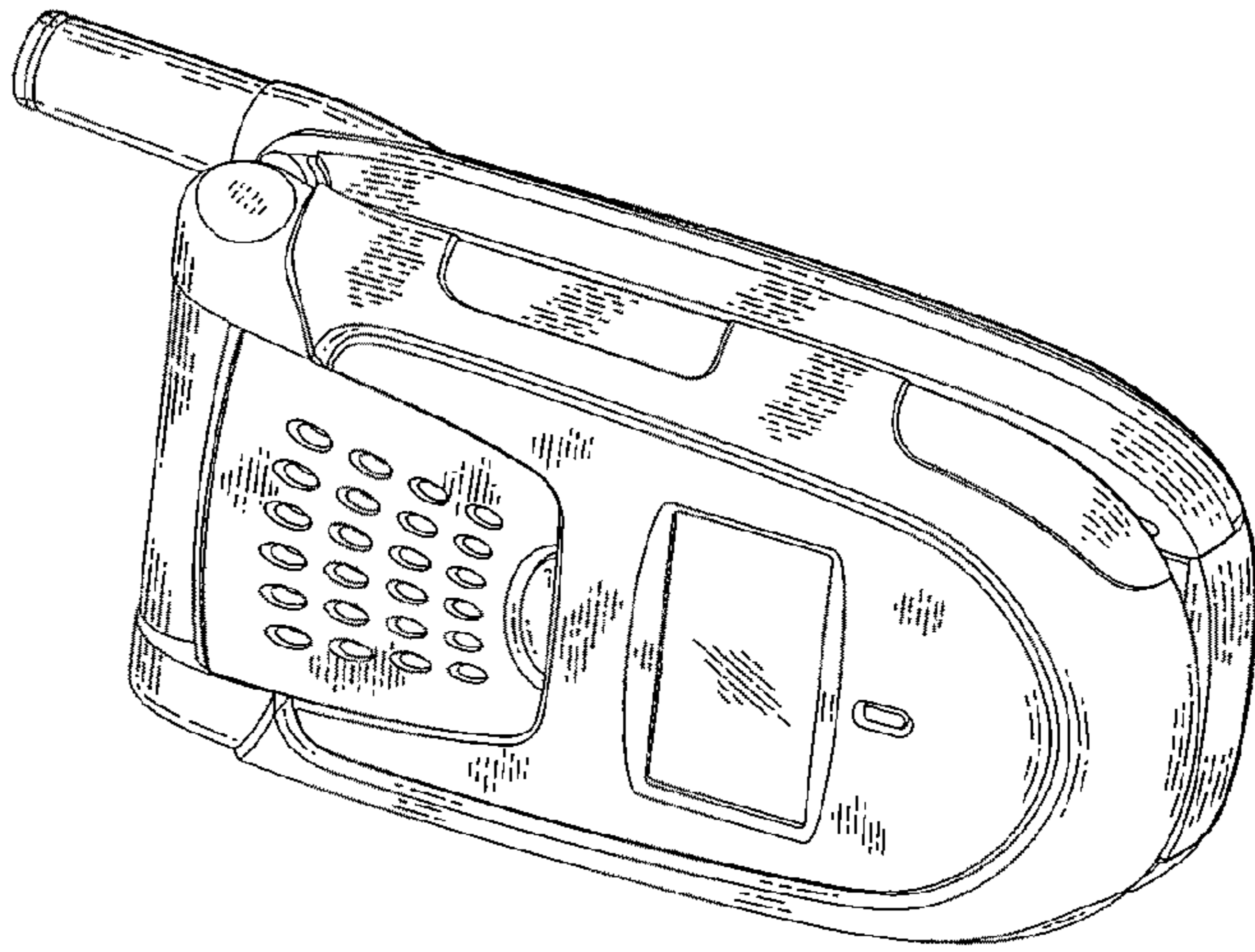


FIG. 1

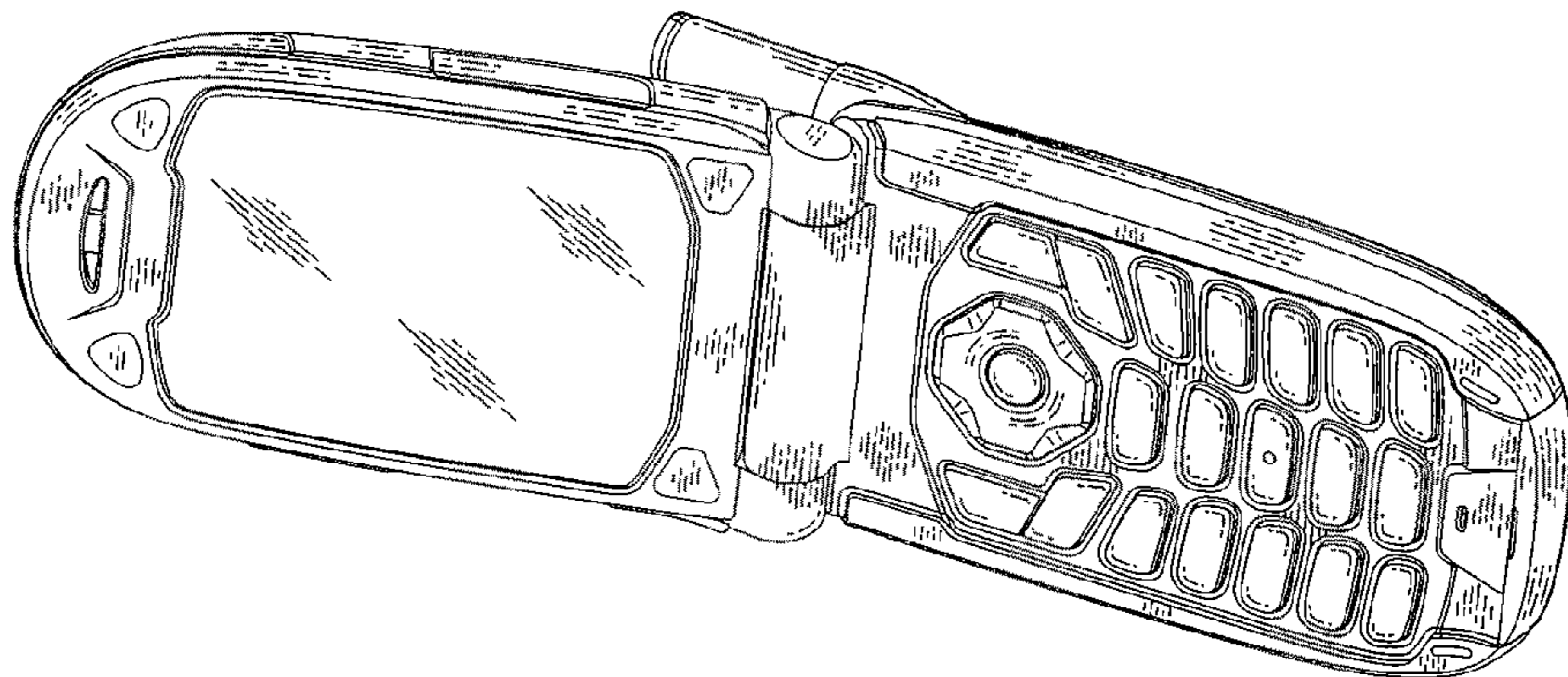


FIG. 8

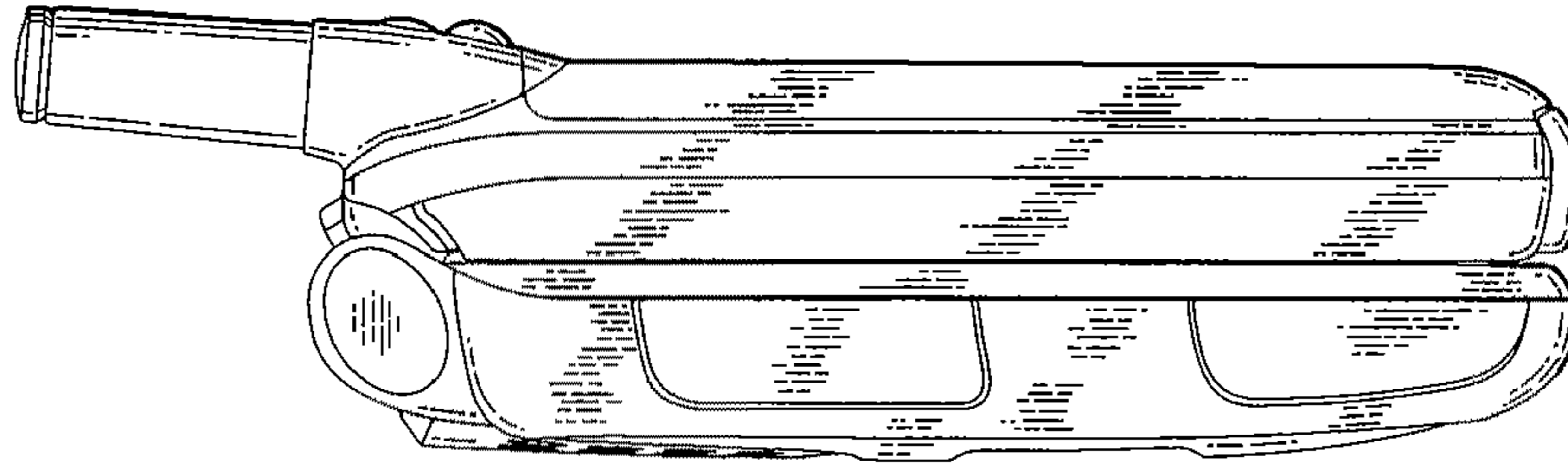


FIG. 7

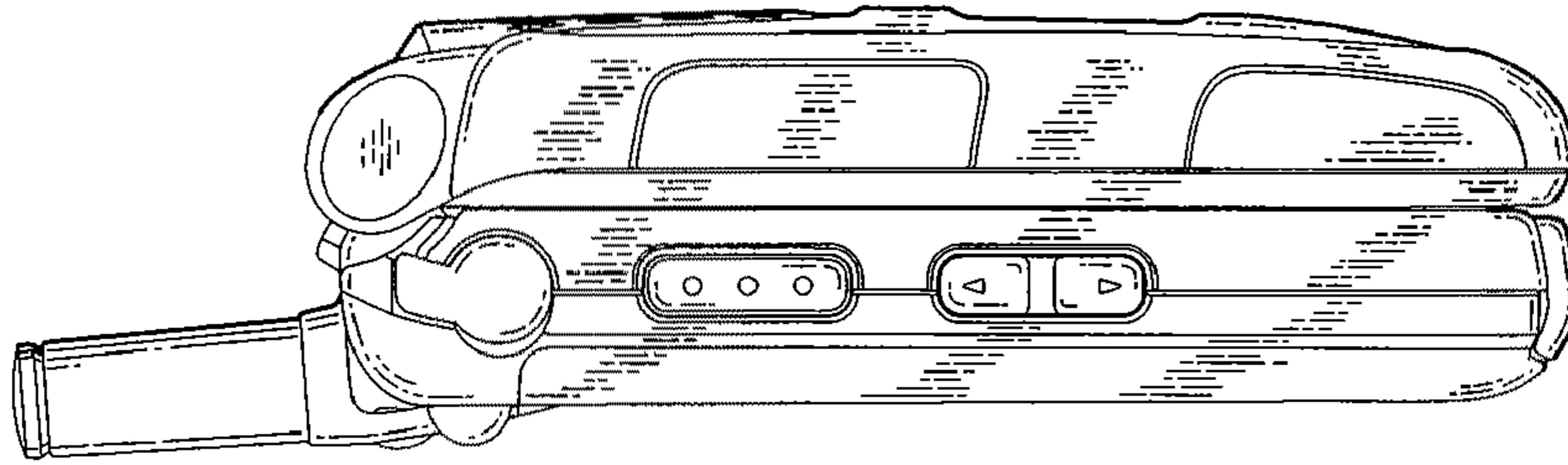


FIG. 5

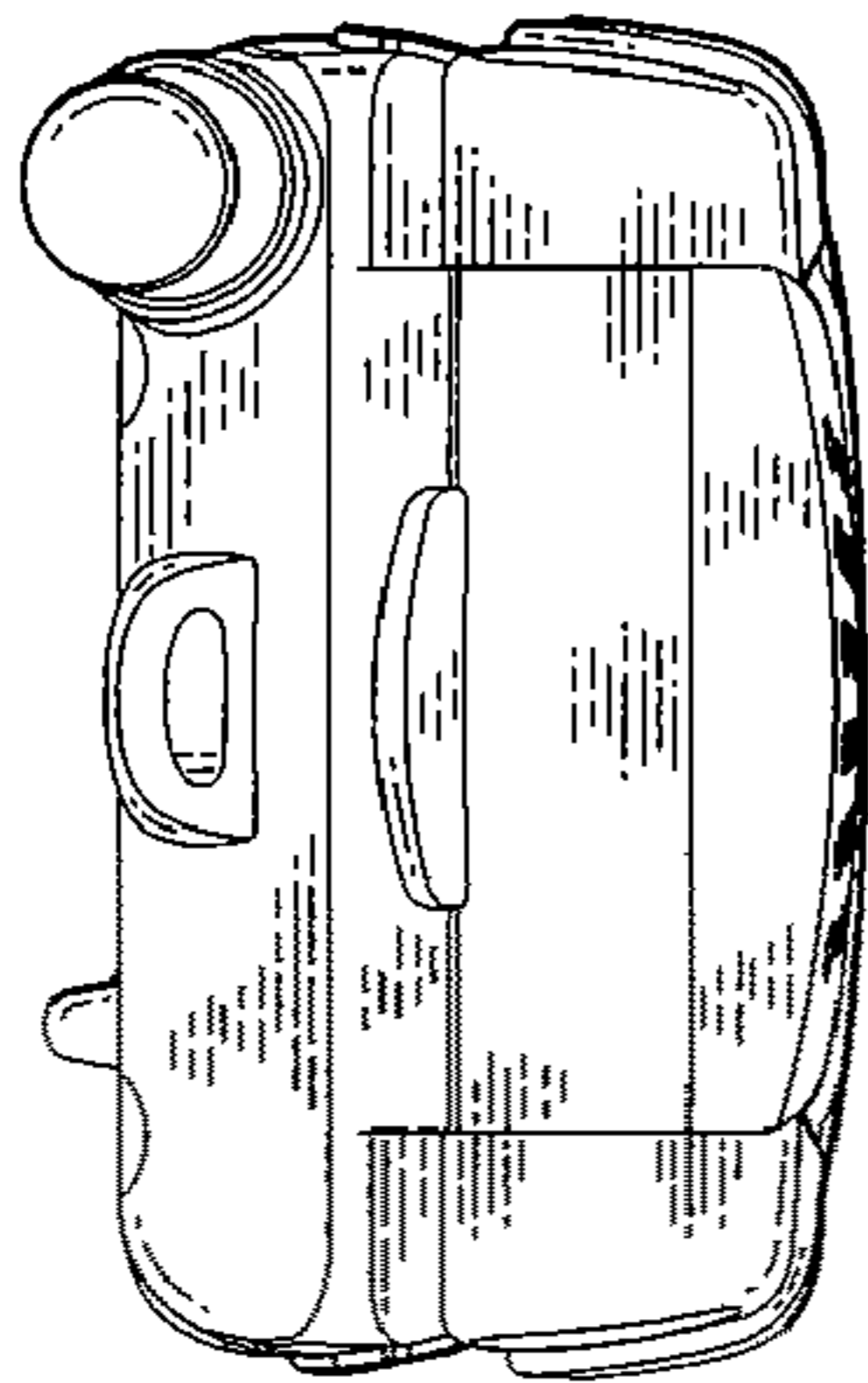


FIG. 6

