



US00D555074S

(12) **United States Design Patent** (10) **Patent No.:** **US D555,074 S**
Zawistowski et al. (45) **Date of Patent:** **** Nov. 13, 2007**

(54) **MOTORCYCLE TIRE**

(75) Inventors: **Chris Michael Zawistowski**, Buffalo, NY (US); **Michael Jackson**, New York, NY (US); **Matthew Paul Pisarzewicz**, Milwaukee, WI (US)

(73) Assignee: **The Goodyear Tire & Rubber Company**, Akron, OH (US)

(**) Term: **14 Years**

(21) Appl. No.: **29/269,125**

(22) Filed: **Nov. 21, 2006**

(51) **LOC (8) Cl.** **12-15**

(52) **U.S. Cl.** **D12/535**

(58) **Field of Classification Search** D12/534-537, D12/563, 579, 599, 569-572; 152/209.11, 152/209.12, 209.9, 209.28, 209.1
See application file for complete search history.

(56) **References Cited**

U.S. PATENT DOCUMENTS

D346,351 S *	4/1994	Suzuki	D12/535
D346,352 S	4/1994	Suzuki	D12/151
D346,777 S	5/1994	Haas et al.	D12/151
D434,353 S	11/2000	Jackson et al.	D12/136
D487,248 S *	3/2004	Taniguchi	D12/535
D490,360 S	5/2004	Jackson et al.	D12/535
D499,374 S	12/2004	Jackson et al.	D12/535
D502,681 S	3/2005	Miyasaka	D12/535
D522,445 S *	6/2006	Shibamoto	D12/535
D522,958 S	6/2006	Matsunami et al.	D12/535

D522,959 S	6/2006	Matsunami et al.	D12/535
D522,960 S	6/2006	Matsunami et al.	D12/535
D523,390 S	6/2006	Matsunami et al.	D12/535
D524,724 S	7/2006	Itoi	D12/535
D528,066 S *	9/2006	Shibamoto	D12/535

* cited by examiner

Primary Examiner—Stacia Cadmus

(74) *Attorney, Agent, or Firm*—Richard B. O’Planick

(57) **CLAIM**

The ornamental design for a motorcycle tire, as shown and described.

DESCRIPTION

FIG. 1 is a perspective view of a tire tread showing our new design, it being understood that the pattern repeats uniformly throughout the circumference of the tread;

FIG. 2 is a front elevational view thereof;


FIG. 3 is a right side elevational view thereof; the other side being a mirror image thereof; and,

FIG. 4 is an enlarged fragmentary front elevational view thereof.

In the drawings, the broken lines defining the sidewall, inner bead and the peripheral boundary between the tire tread and the sidewall are for illustrative purposes only and form no part of the claimed design.

The dark stippled surface shading represents the recessed portion of the tread grooves having a depth as best shown in FIG. 2.

1 Claim, 4 Drawing Sheets



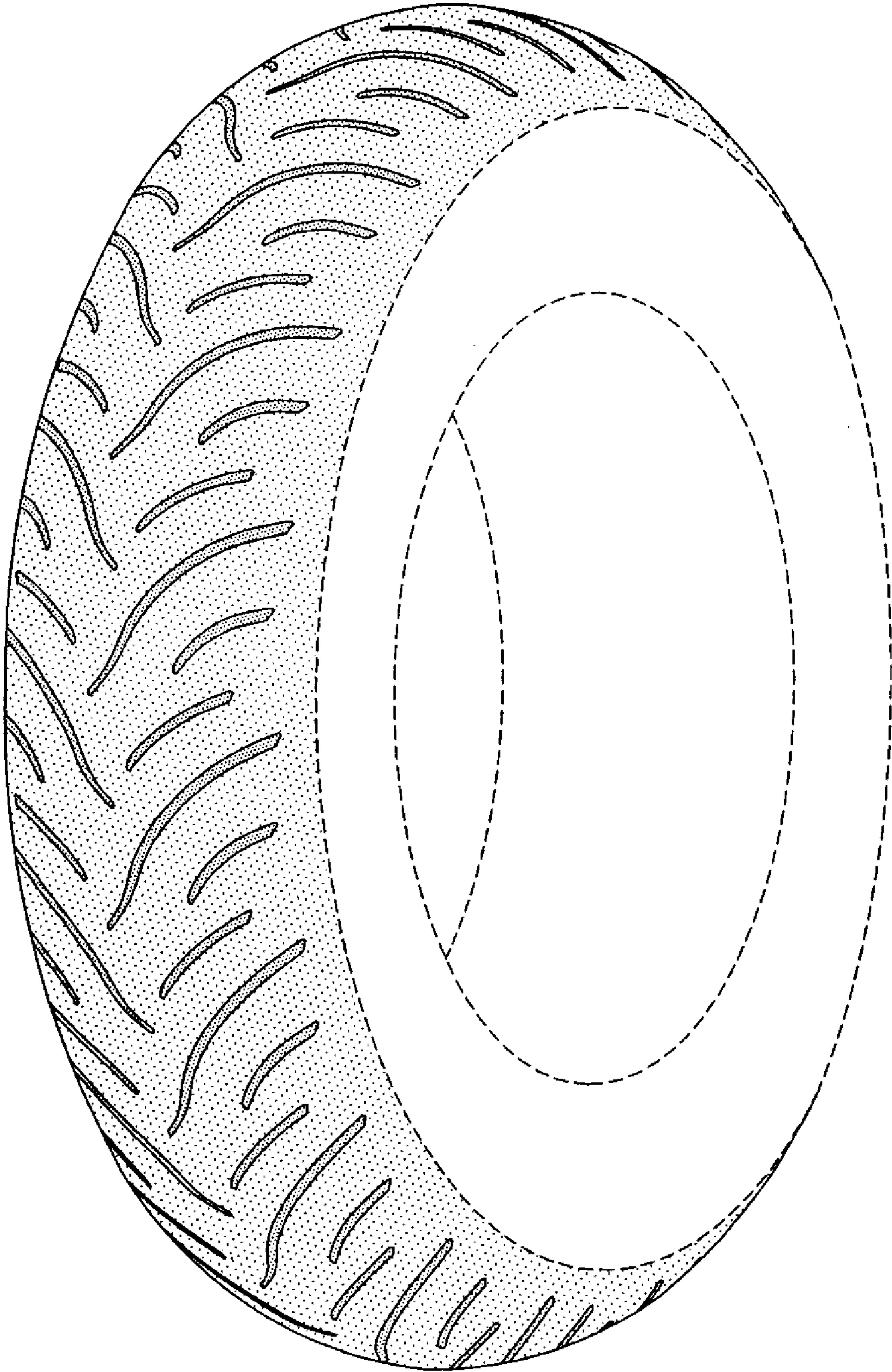


FIG-1




FIG-2




FIG-3

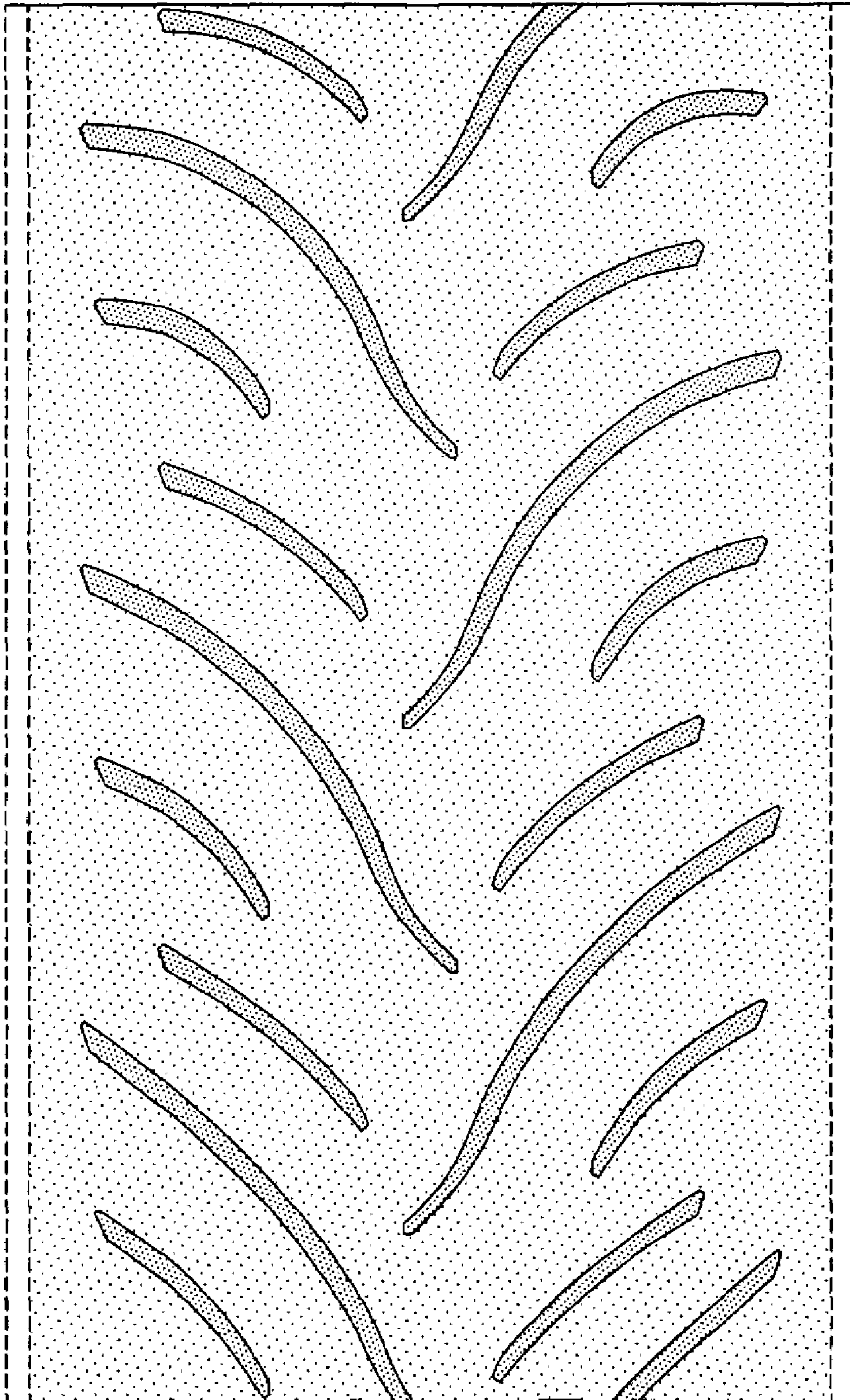


FIG-4