



US00D555072S

(12) **United States Design Patent** (10) **Patent No.:** **US D555,072 S**
Alft (45) **Date of Patent:** **** Nov. 13, 2007**

(54) **DECORATIVE TIRE**

(76) Inventor: **Cam Scott Alft**, 412 W. Main St.,
Apartment #67, Spencer, WI (US)
54479

D450,275 S 11/2001 Moses
D464,607 S * 10/2002 Liu et al. D12/503
6,500,896 B1 12/2002 Rajaraman
6,807,995 B1 10/2004 Majumdar et al.
D518,434 S * 4/2006 Steinbach D12/535

(**) Term: **14 Years**

* cited by examiner

(21) Appl. No.: **29/267,999**

Primary Examiner—Stacia Cadmus
(74) *Attorney, Agent, or Firm*—Theresa M. Seal

(22) Filed: **Oct. 27, 2006**

(57) **CLAIM**

(51) **LOC (8) Cl.** **12-15**

(52) **U.S. Cl.** **D12/535**

(58) **Field of Classification Search** D12/534–537,
D12/563, 579, 599, 569–572, 503, 605; 152/209.11,
152/209.12, 209.9, 209.28, 209.1

The ornamental design for a decorative tire, as shown and described.

See application file for complete search history.

DESCRIPTION

(56) **References Cited**

FIG. 1 is a perspective view of a decorative tire of the present invention; the dotted lines demonstrate a wheel the tire is mounted on are for illustrative purposes, no claim is being made for the dotted lines that make up the wheel;

U.S. PATENT DOCUMENTS

3,449,201 A 6/1969 Palmquist et al.
3,607,498 A 9/1971 Kubota
4,255,296 A 3/1981 Ogawa et al.
4,442,618 A 4/1984 Minter et al.
4,684,420 A 8/1987 Bryant et al.
4,767,481 A 8/1988 Bryant et al.
4,987,192 A 1/1991 Oberster et al.
5,288,449 A 2/1994 Mauro
5,643,519 A 7/1997 Mauro et al.
6,093,271 A 7/2000 Majumdar
D434,353 S * 11/2000 Jackson et al. D12/535

FIG. 2 is a perspective view of the decorative tire thereof;

FIG. 3 is a top plan view thereof;


FIG. 4 is a bottom plan view thereof;

FIG. 5 is a right side view thereof; and,

FIG. 6 is a left side view thereof.

The broken line showing of environment is for illustrative purposes only and forms no part of the claimed design.

1 Claim, 5 Drawing Sheets






Fig. 1




Fig. 2




Fig. 3




Fig. 4

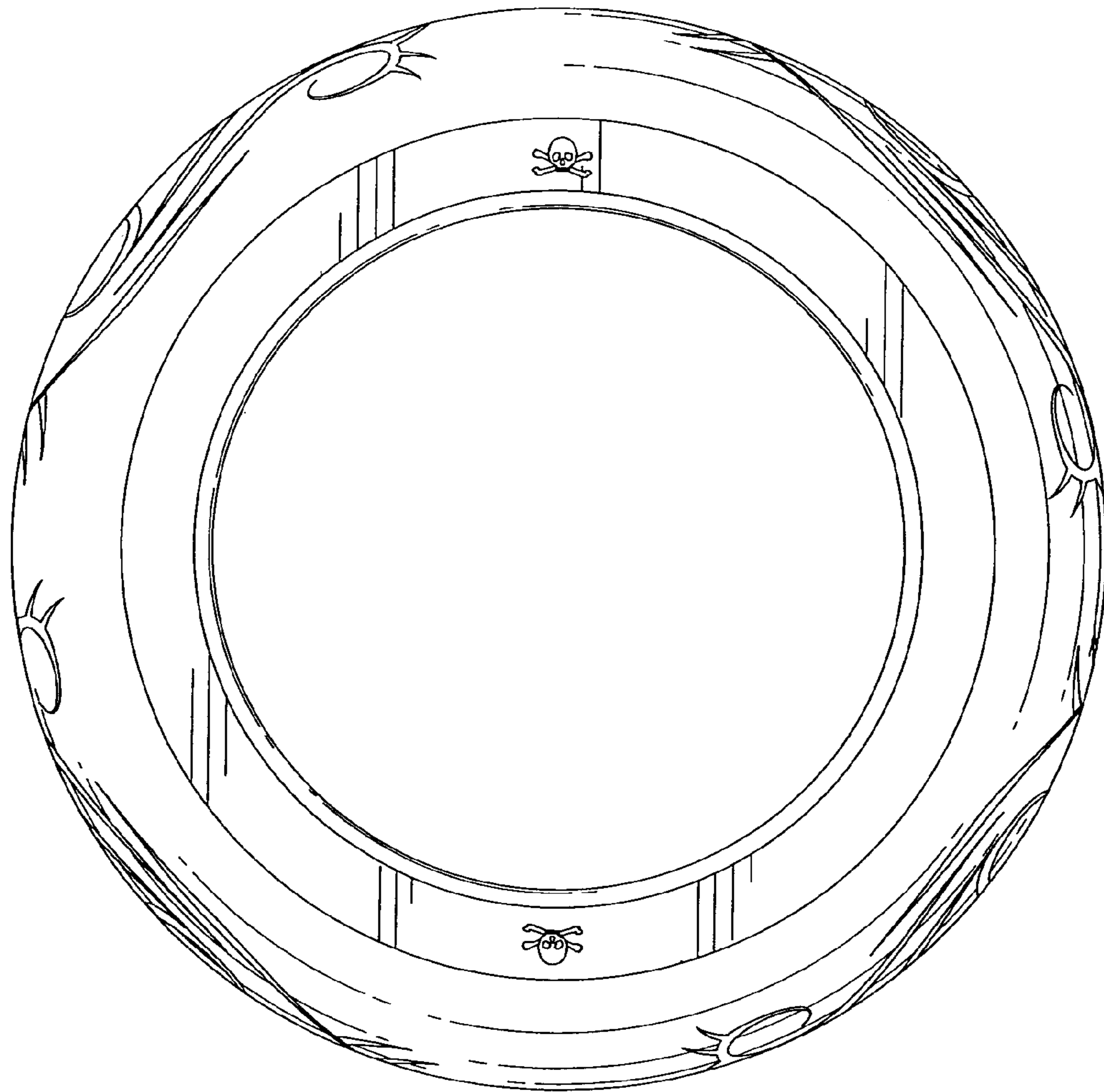


Fig. 5

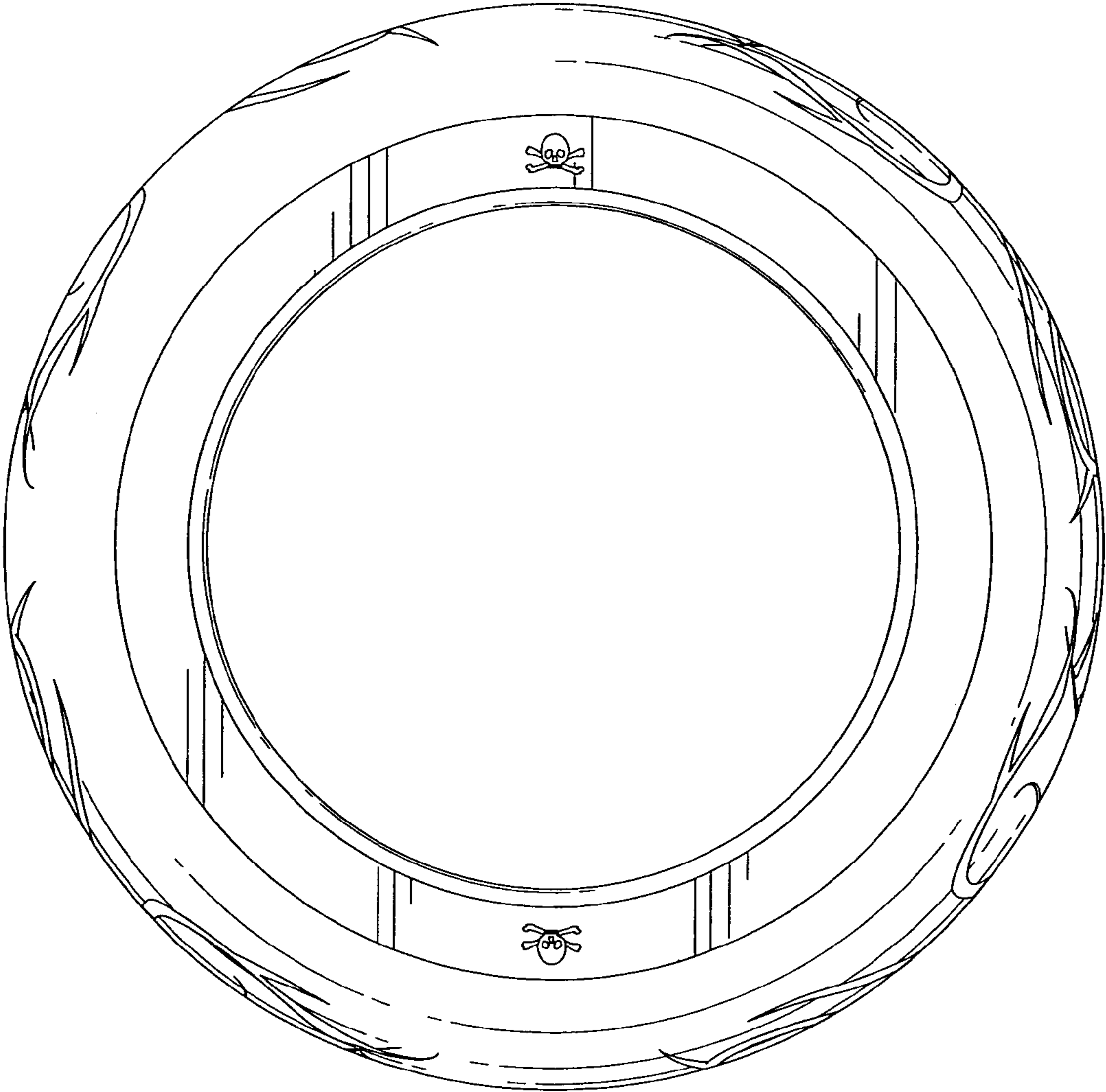


Fig. 6