



US00D555060S

(12) **United States Design Patent**
Davidson

(10) **Patent No.:** **US D555,060 S**

(45) **Date of Patent:** **** Nov. 13, 2007**

(54) **PORTION OF A VEHICLE EXTERIOR**

(75) Inventor: **Benjamin R. Davidson**, Redondo Beach, CA (US)

(73) Assignee: **Honda Motor Co., Ltd.**, Tokyo (JP)

(**) Term: **14 Years**

(21) Appl. No.: **29/275,565**

(22) Filed: **Dec. 29, 2006**

Related U.S. Application Data

(63) Continuation of application No. 29/250,663, filed on Nov. 27, 2006, and a continuation of application No. 29/250,655, filed on Nov. 27, 2006.

(51) **LOC (8) Cl.** **12-16**

(52) **U.S. Cl.** **D12/196; D12/164**

(58) **Field of Classification Search** D12/90-92,
D12/164, 196; 296/181.1

See application file for complete search history.

(56) **References Cited**

U.S. PATENT DOCUMENTS

D455,982 S * 4/2002 Iso et al. D12/91
D457,835 S * 5/2002 Iso et al. D12/91

D520,426 S * 5/2006 Fisker et al. D12/196
D526,933 S * 8/2006 Schumacher D12/92
D528,489 S * 9/2006 Schumaker et al. D12/196
D539,703 S * 4/2007 Woodhouse et al. D12/92
D541,703 S * 5/2007 Mochizuki D12/92

* cited by examiner

Primary Examiner—Melody N. Brown

(74) *Attorney, Agent, or Firm*—Plumsea Law Group, LLC

(57) **CLAIM**

The ornamental design for a portion of a vehicle exterior, as shown and described.

DESCRIPTION

FIG. 1 is a perspective view of a portion of a vehicle exterior showing my new design;


FIG. 2 is a side elevational view, the opposite side elevational view being a mirror thereof;

FIG. 3 is a rear elevational view thereof; and,

FIG. 4 is a top plan view thereof.

The broken line showing of the details of the tail light is for illustrative purposes only and forms no part of the claimed design.

1 Claim, 2 Drawing Sheets






FIG. 1

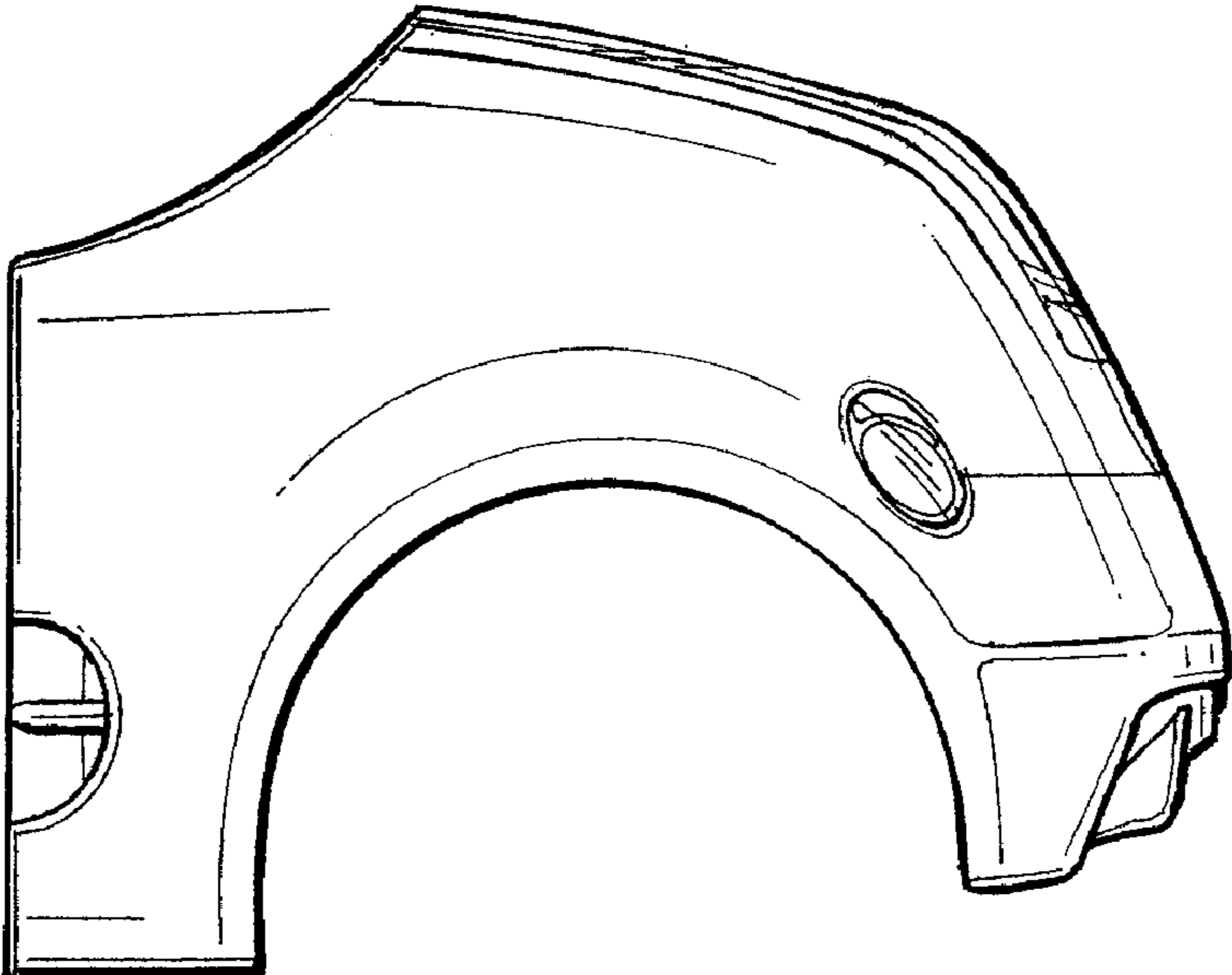


FIG. 2

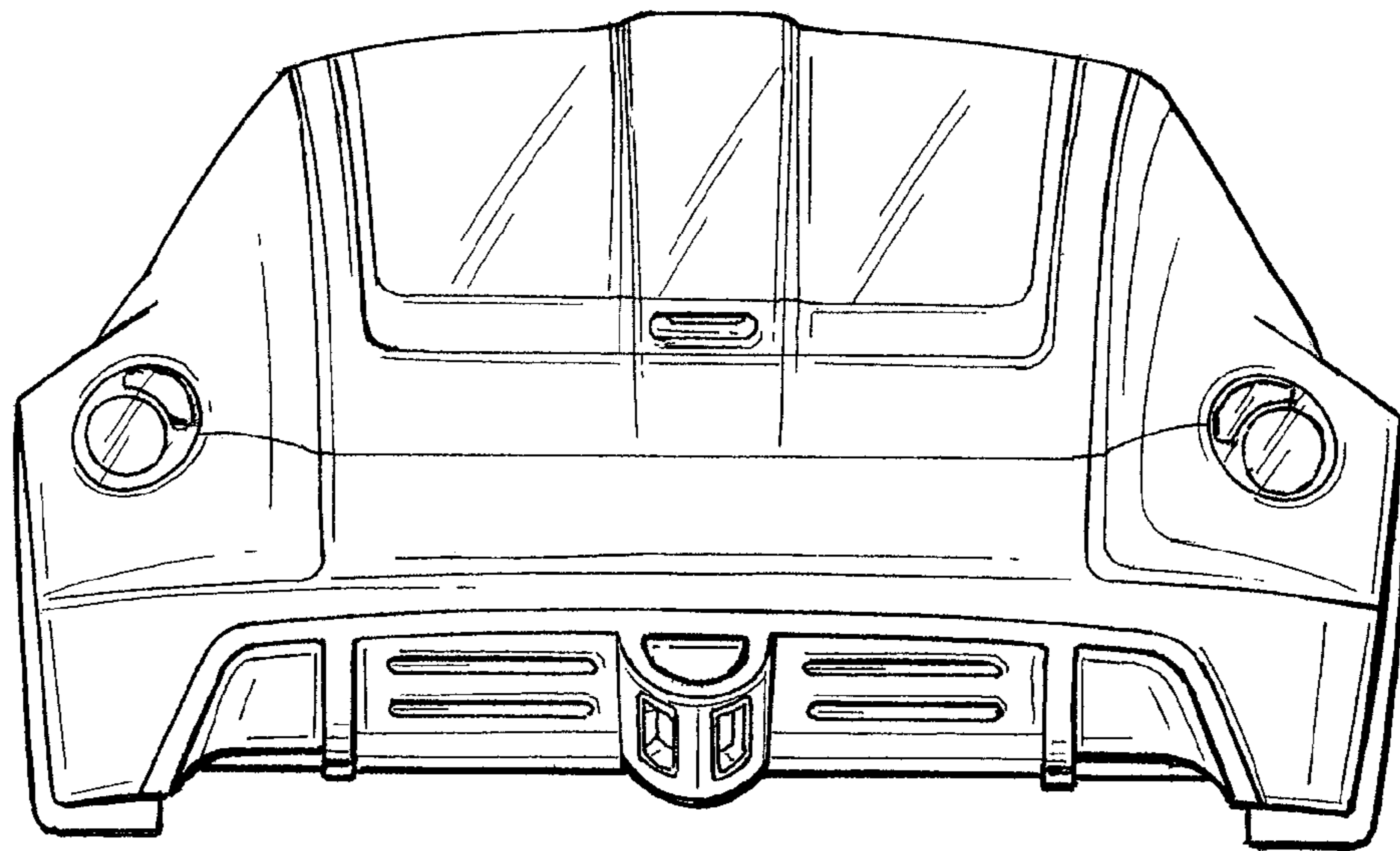


FIG. 3

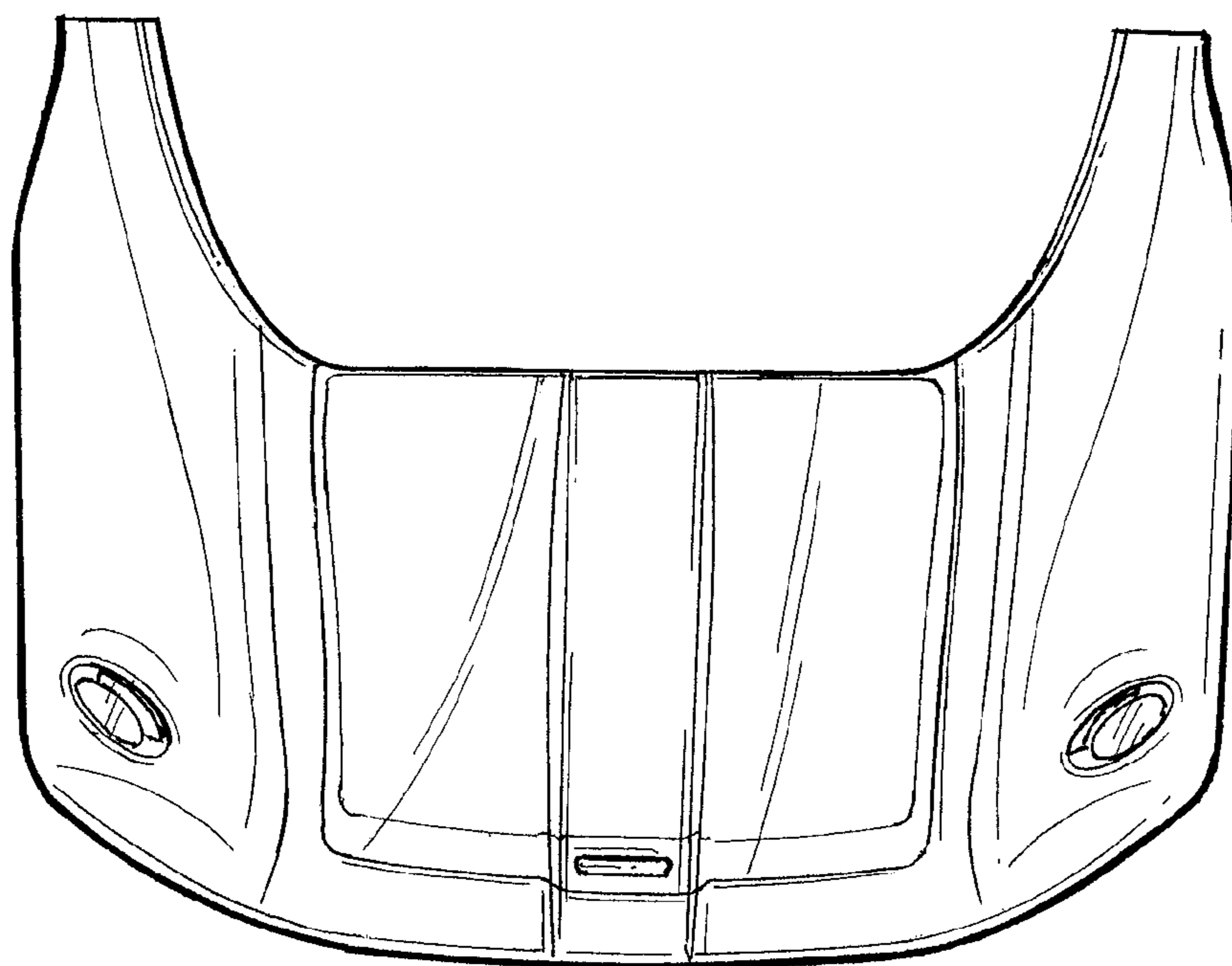


FIG. 4