



US00D555054S

(12) **United States Design Patent**  
**Suzuki et al.**

(10) **Patent No.:** **US D555,054 S**

(45) **Date of Patent:** **\*\* Nov. 13, 2007**

(54) **REAR BUMPER FOR AN AUTOMOBILE**

(75) Inventors: **Hiroaki Suzuki**, Toyota (JP); **Kiyotaka Yoshida**, Yokosuka (JP)

(73) Assignee: **Toyota Jidosha Kabushiki Kaisha** (JP)

(\*\*) Term: **14 Years**

(21) Appl. No.: **29/270,093**

(22) Filed: **Dec. 14, 2006**

(51) **LOC (8) Cl.** ..... **12-16**

(52) **U.S. Cl.** ..... **D12/169**

(58) **Field of Classification Search** ..... D12/90-92,  
D12/86, 169, 196, 163; 296/180.1, 180.2;  
293/102, 113, 115, 117, 120

See application file for complete search history.

(56) **References Cited**

**U.S. PATENT DOCUMENTS**

D515,990 S *	2/2006	Nakamura	.....	D12/169
D531,098 S *	10/2006	Hiruta et al.	.....	D12/169
D533,818 S *	12/2006	Kitazumi et al.	.....	D12/169
D540,223 S *	4/2007	Sumigama	.....	D12/169

**OTHER PUBLICATIONS**

SCION, Scion t2B, Car Styling, Jul. 31, 2005, p. 33, Sanei-Shobo Publishing Co., Ltd.

Honda, Mobilio Spyke, All About Honda Mobilio Spyke, Nov. 8, 2002, Sanei-Shobo Publishing Co., Ltd.

Nissan, Cube, All About Nissan Cube, Dec. 1, 2002, Sanei-Shobo Publishing Co., Ltd.

TOYOTA, Passo, Brochure of Passo, Jun. 2005, Toyota Jidosha Kabushiki Kaisha.

\* cited by examiner

*Primary Examiner*—Melody N. Brown

(74) *Attorney, Agent, or Firm*—SAIDMAN DesignLaw Group

(57) **CLAIM**

The ornamental design for a rear bumper for an automobile, as shown and described.

**DESCRIPTION**

FIG. 1 is a front perspective view of a rear bumper for an automobile showing our new design;

FIG. 2 is front view thereof;


FIG. 3 is a top view thereof;

FIG. 4 is right-side view thereof; and,

FIG. 5 is a left-side view thereof.

The rear surface has not been shown and is not intended to be part of the claimed design. Any small portions of the rear surface that may be seen in the front perspective view are not part of the claimed design.

**1 Claim, 2 Drawing Sheets**



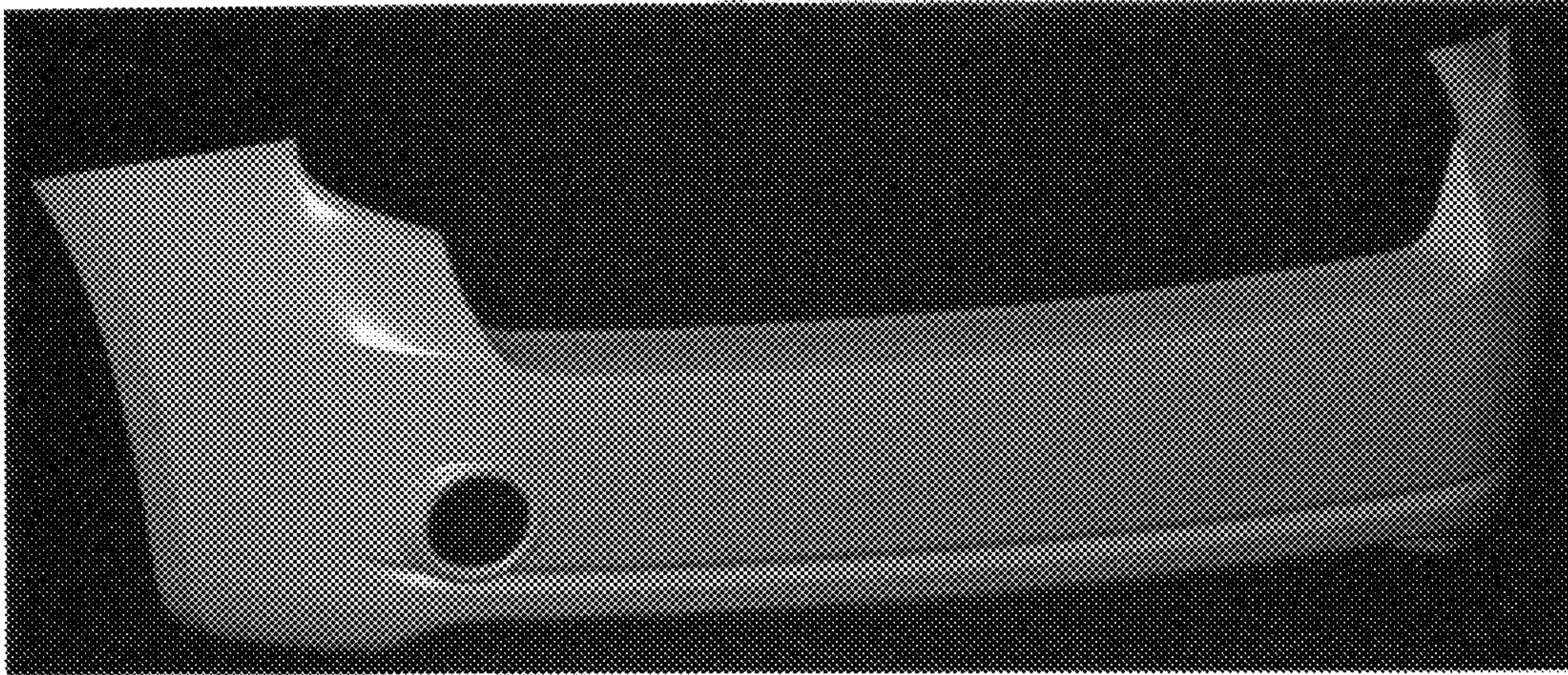


FIG. 1




FIG. 2




FIG. 3

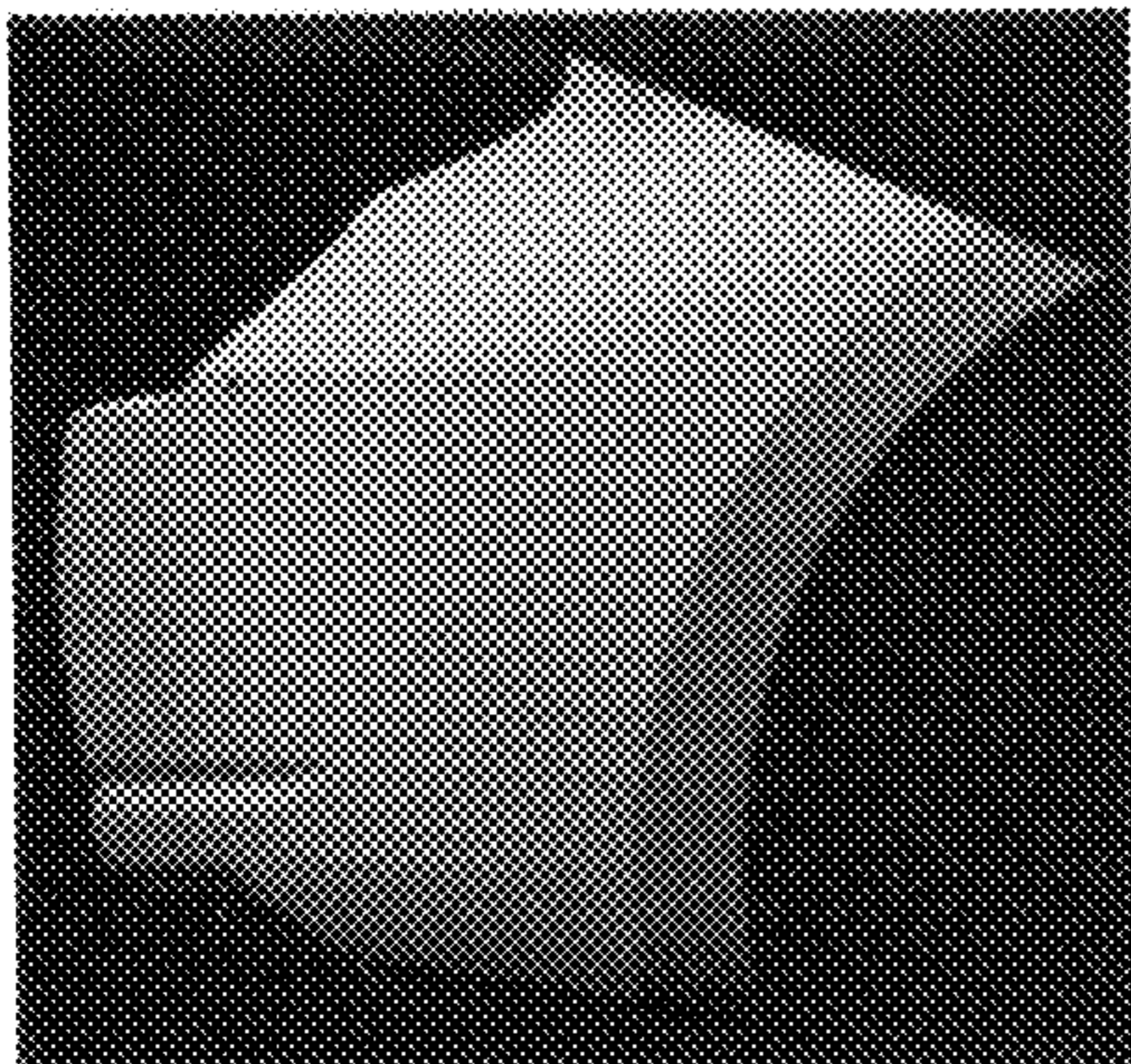


FIG. 4

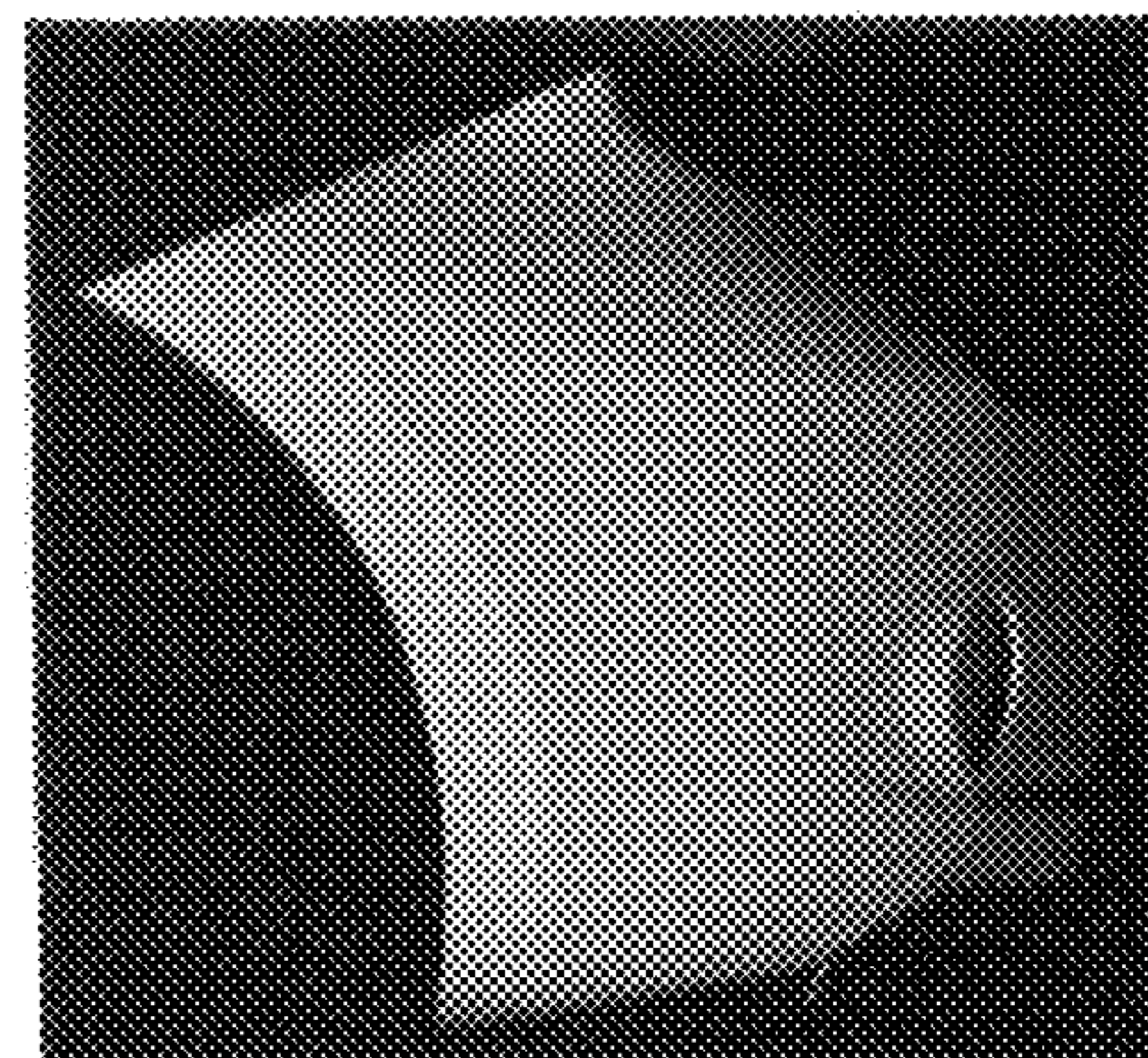


FIG. 5