



US00D555037S

(12) **United States Design Patent**
Panchal

(10) **Patent No.:** **US D555,037 S**

(45) **Date of Patent:** **** Nov. 13, 2007**

(54) **SURFACE CONFIGURATION OF A VEHICLE BODY, TOY, AND/OR REPLICA**

D444,418 S * 7/2001 Kazama et al. D12/91
D525,662 S * 7/2006 Quinn D21/315
D525,910 S * 8/2006 Sugiura et al. D12/91

(75) Inventor: **Ajay Panchal**, San Diego, CA (US)

* cited by examiner

(73) Assignee: **Nissan Motor Co., Ltd.**, Yokohama-shi (JP)

Primary Examiner—Melody N. Brown

(74) *Attorney, Agent, or Firm*—Foley & Lardner LLP

(**) Term: **14 Years**

(57) **CLAIM**

(21) Appl. No.: **29/270,058**

The ornamental design for a surface configuration of a vehicle body, toy, and/or replica, as shown and described.

(22) Filed: **Dec. 14, 2006**

(30) **Foreign Application Priority Data**

DESCRIPTION

Nov. 2, 2006 (JP) D2006-030110

FIG. 1 is a front perspective view of a surface configuration of a vehicle body, toy, and/or replica;

(51) **LOC (8) Cl.** **12-08**

FIG. 2 is a rear perspective view thereof;

(52) **U.S. Cl.** **D12/91**

FIG. 3 is a front view thereof;

(58) **Field of Classification Search** D12/90-92,
D12/86, 88; D21/424, 433; 296/181.1, 181.5
See application file for complete search history.

FIG. 4 is a rear view thereof;

FIG. 5 is a top plan view thereof;

FIG. 6 is a left side view thereof;

(56) **References Cited**

FIG. 7 is a right side view thereof; and,

FIG. 8 is an enlarged rear view thereof.

U.S. PATENT DOCUMENTS

D404,690 S * 1/1999 Garand et al. D12/91

D424,980 S * 5/2000 Hunter et al. D12/91

1 Claim, 4 Drawing Sheets




Fig.1




Fig.2




Fig.3




Fig.4

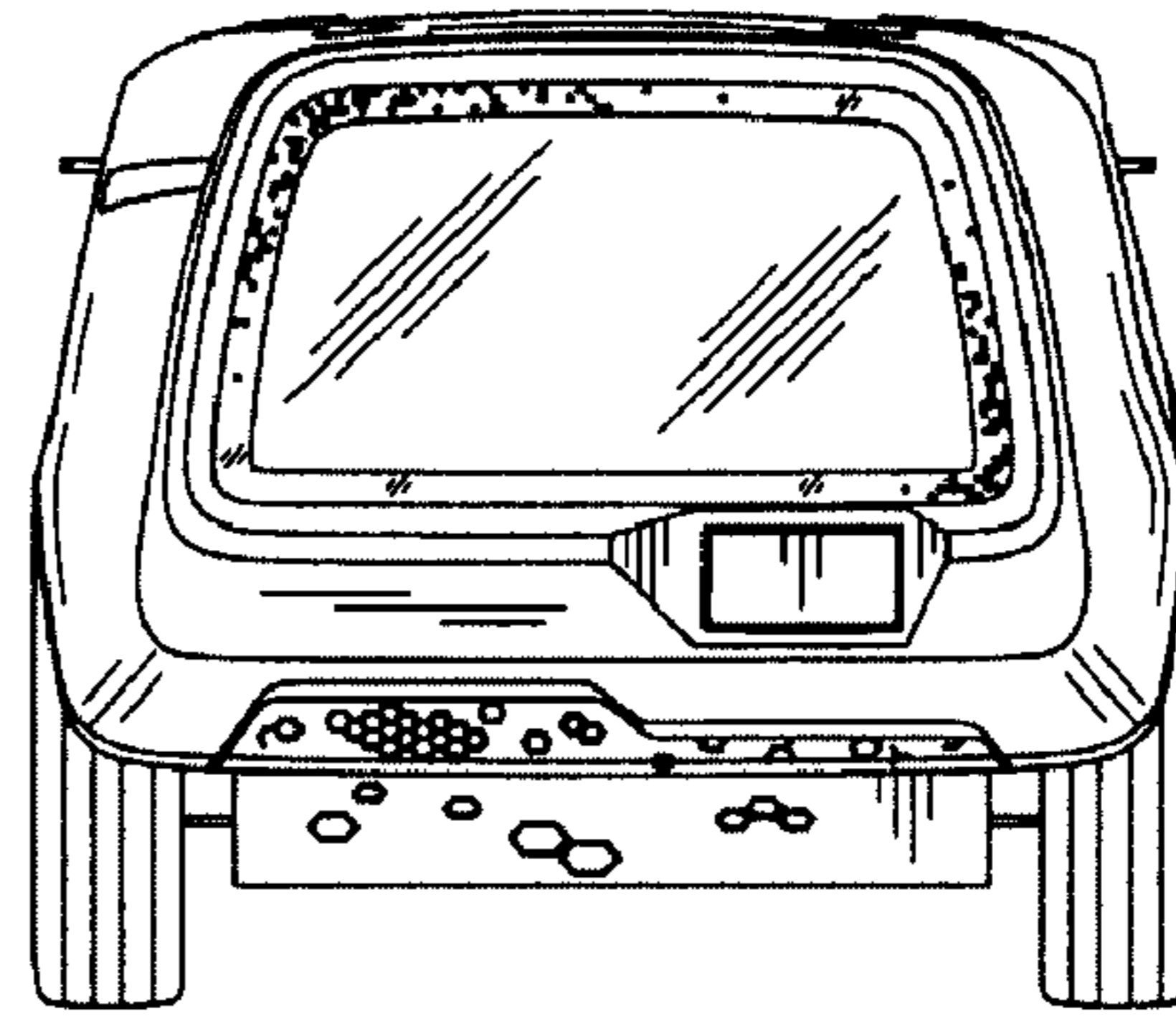


Fig.5

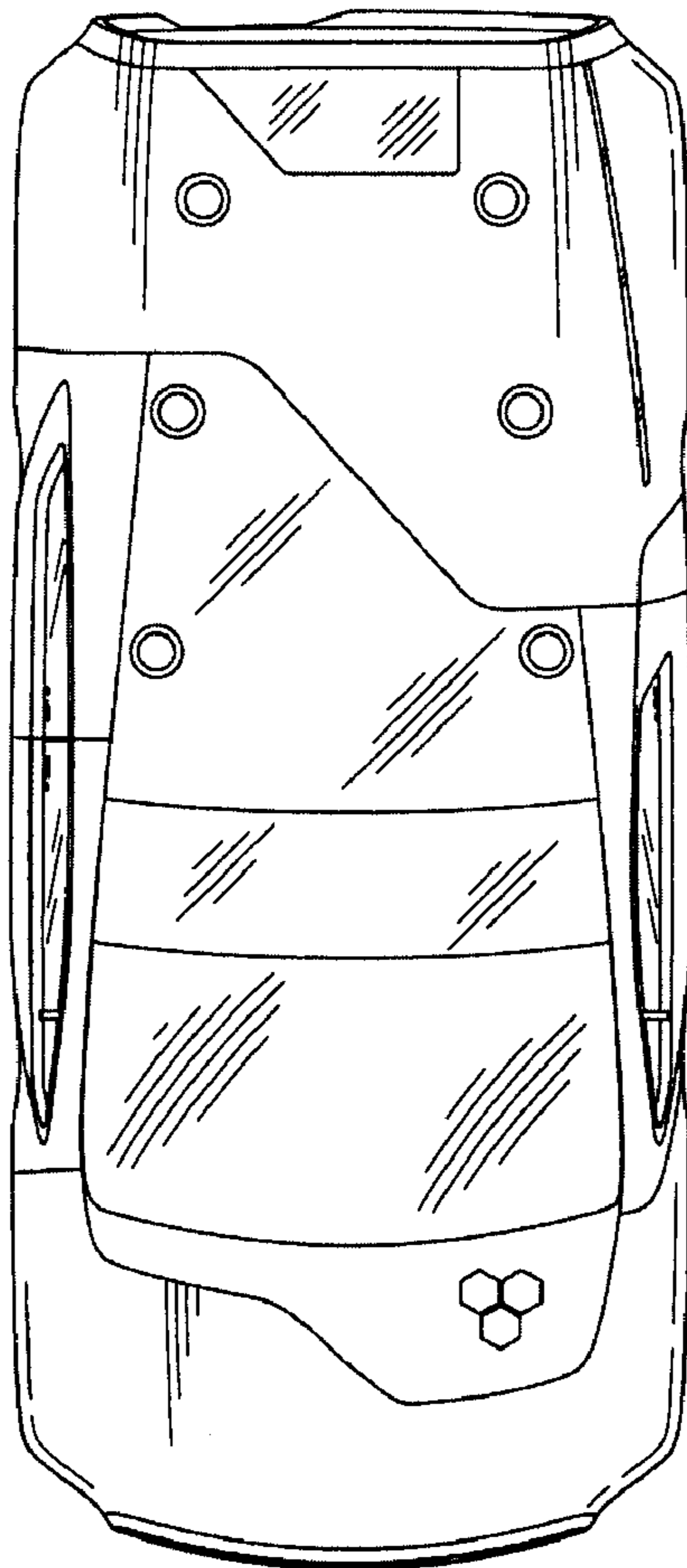


Fig.6

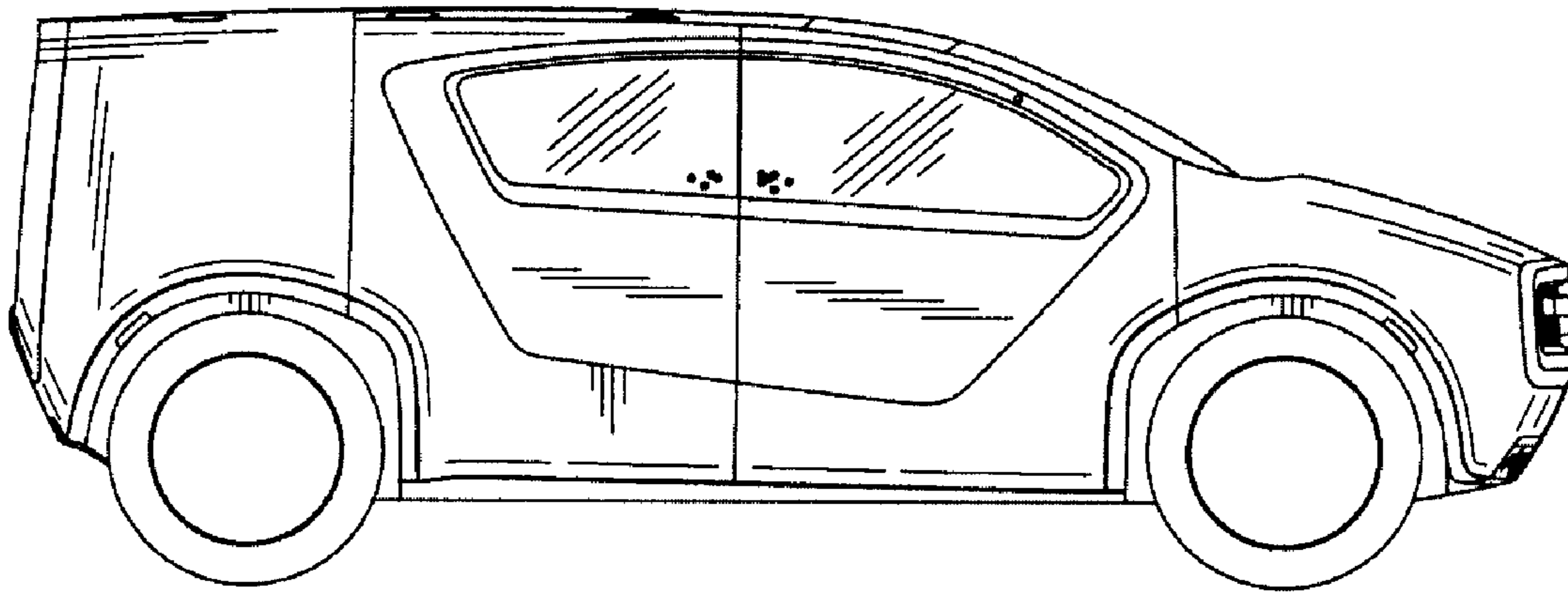


Fig.7

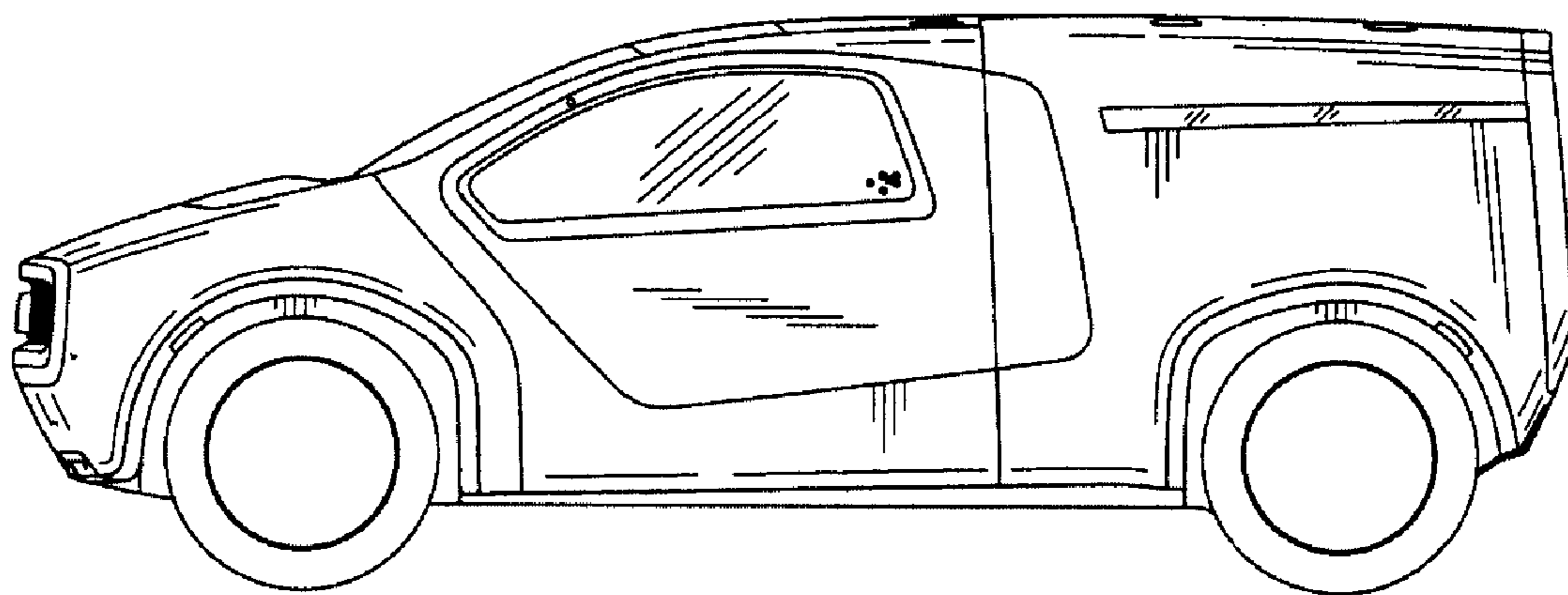


Fig.8

