



US00D555028S

(12) **United States Design Patent**
Highfill

(10) **Patent No.:** **US D555,028 S**

(45) **Date of Patent:** **** Nov. 13, 2007**

(54) **BRACELET**

(76) **Inventor:** **Garry P. Highfill**, 7002 W. Dogwood St., Springfield, MO (US) 65802

(**) **Term:** **14 Years**

(21) **Appl. No.:** **29/242,357**

(22) **Filed:** **Nov. 9, 2005**

(51) **LOC (8) Cl.** **11-01**

(52) **U.S. Cl.** **D11/3**

(58) **Field of Classification Search** D11/1-25,
D11/32, 93, 94; 59/78, 79.2; 63/1.11, 3,
63/3.1, 3.2, 5.1, 5.2, 7-11; 224/175

See application file for complete search history.

(56) **References Cited**

U.S. PATENT DOCUMENTS

44,899	A	11/1864	Towne	59/80
1,668,359	A *	5/1928	Doty	59/78
2,508,147	A *	5/1950	Dutch	63/5.1
4,133,296	A *	1/1979	Smith	119/709
4,238,935	A *	12/1980	Oudet et al.	63/36
4,445,950	A *	5/1984	Browning	156/63
D334,150	S *	3/1993	Cuddeback et al.	D11/5
D335,472	S	5/1993	Ward	D11/201
D339,082	S *	9/1993	Bulgari	D11/4
D342,215	S *	12/1993	Bichi	D11/6
D349,468	S *	8/1994	Souren	D11/3
D364,829	S *	12/1995	Cerato	D11/6
D420,931	S *	2/2000	Philipson et al.	D11/14
D438,485	S *	3/2001	Forin et al.	D11/6
D446,148	S *	8/2001	Kelly	D11/6

D462,632	S *	9/2002	Iovacchini	D11/3
D475,194	S *	6/2003	Sikaras	D3/207
D482,633	S *	11/2003	Highfill	D11/3
D487,708	S *	3/2004	Strle	D11/3
D507,760	S *	7/2005	Stone	D11/3
D509,765	S *	9/2005	Lishen	D11/3

* cited by examiner

Primary Examiner—Doris Clark

Assistant Examiner—Michael Pratt

(74) *Attorney, Agent, or Firm*—Jonathan A. Bay

(57) **CLAIM**

The ornamental design for a bracelet, as shown and described.

DESCRIPTION

FIG. 1 is a perspective view of a bracelet showing my new design;

FIG. 2 is a top plan view thereof;

FIG. 3 is a right side elevational view thereof;

FIG. 4 is a left elevational view thereof;

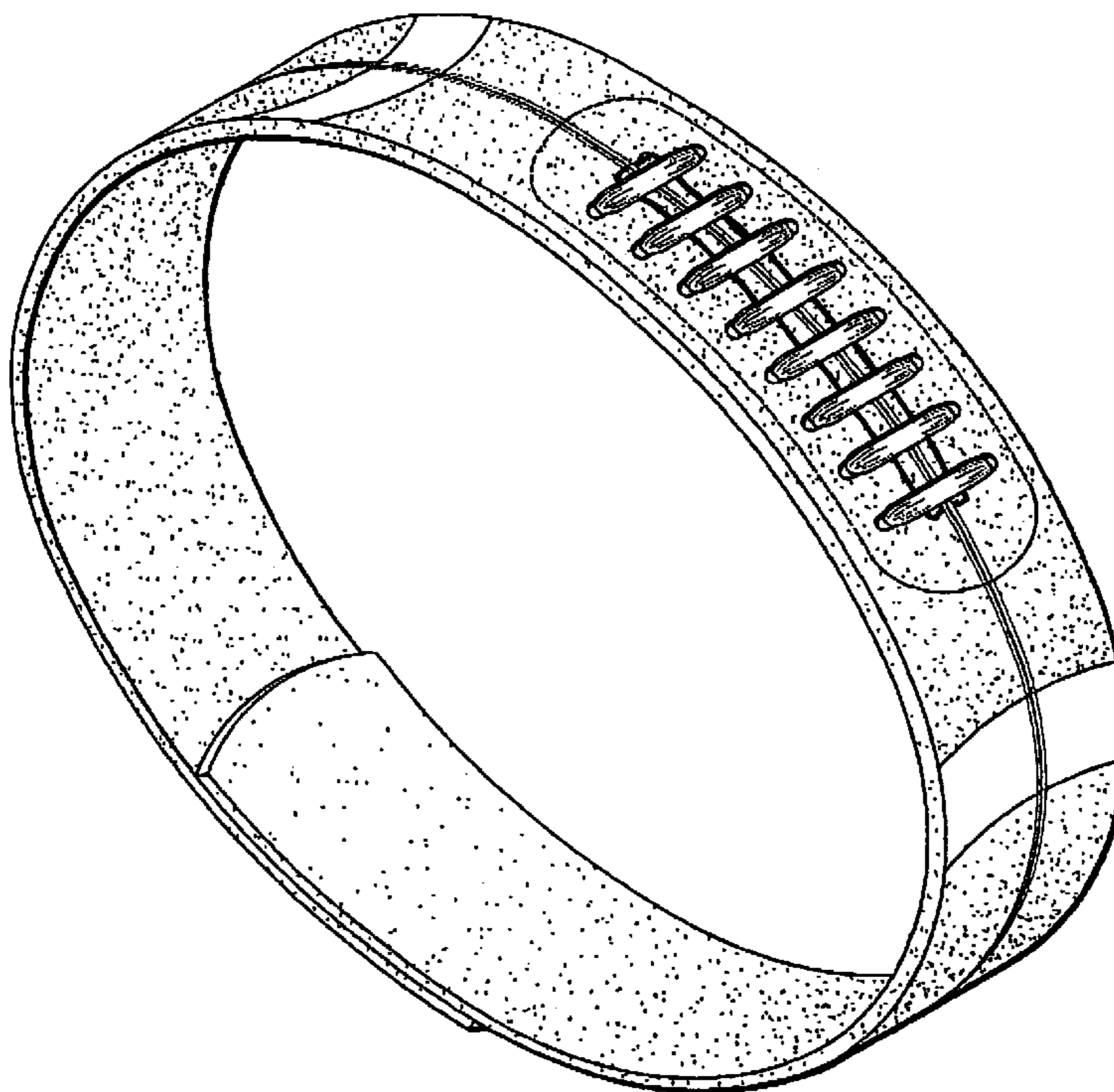
FIG. 5 is a front elevational view thereof, the opposite rear elevational view comprising a mirror image thereof;

FIG. 6 is a bottom plan view thereof; and,

FIG. 7 is a perspective view of thereof, in use.

The broken line showing of a wear's hand and buckle is for illustrative purposes only and forms no part of the claimed design.

1 Claim, 4 Drawing Sheets



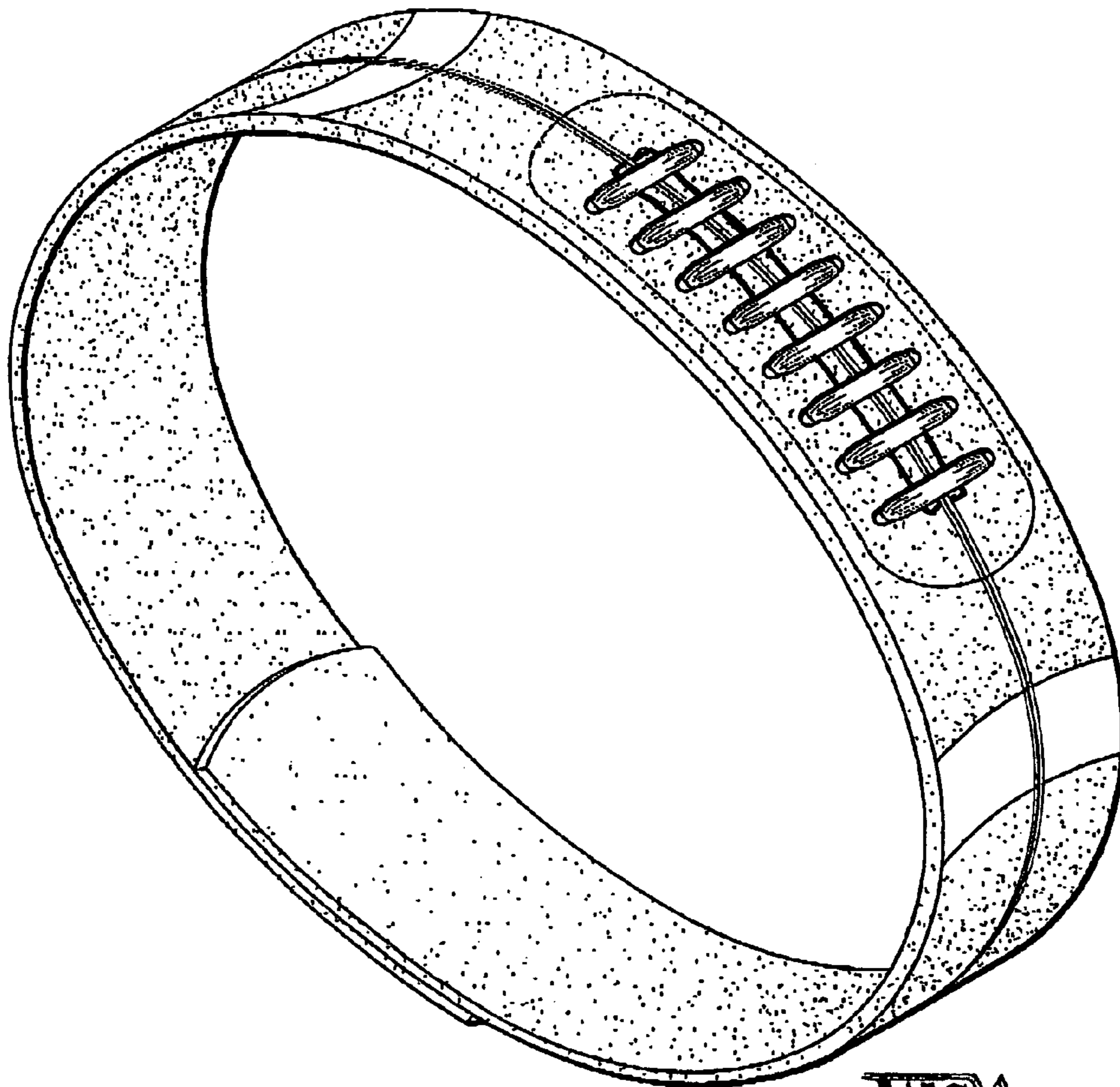


FIG. 1

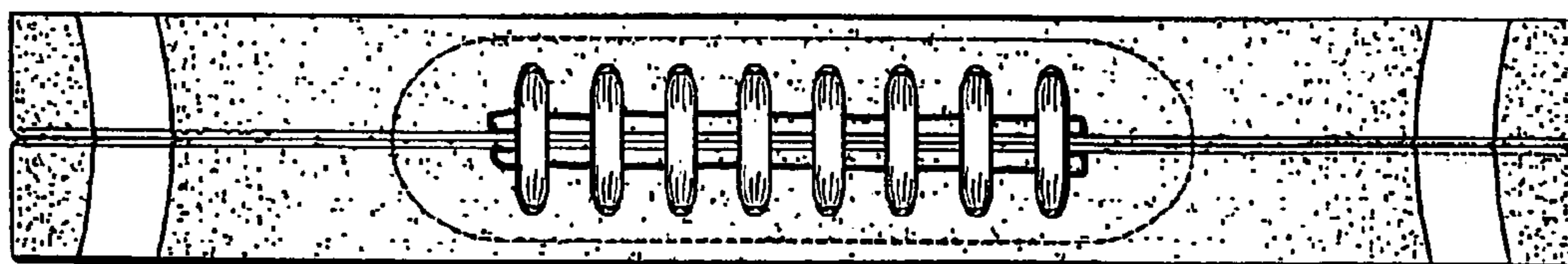


FIG. 2

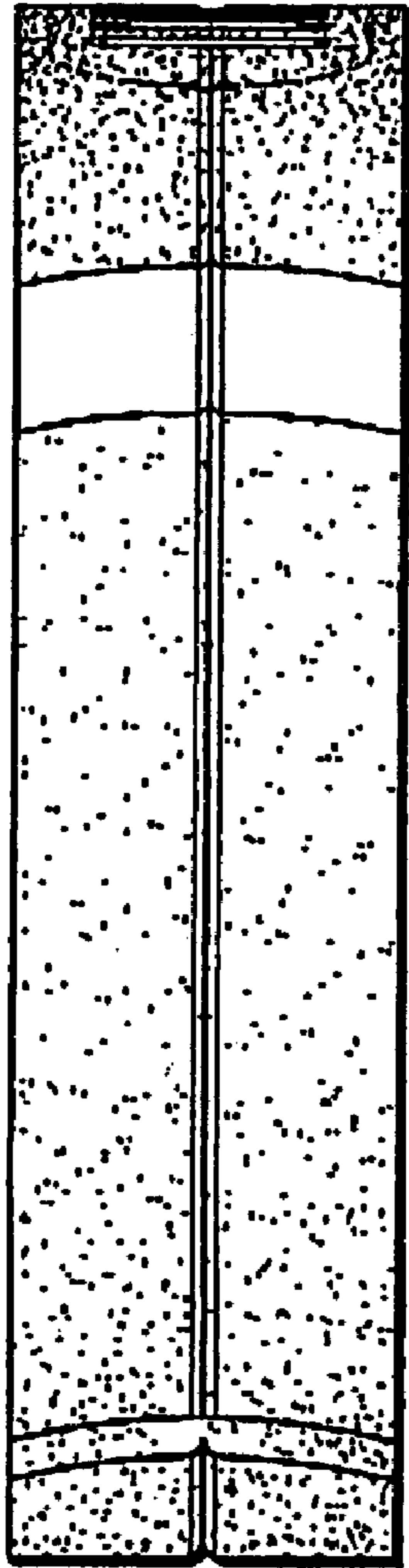


FIG. 3

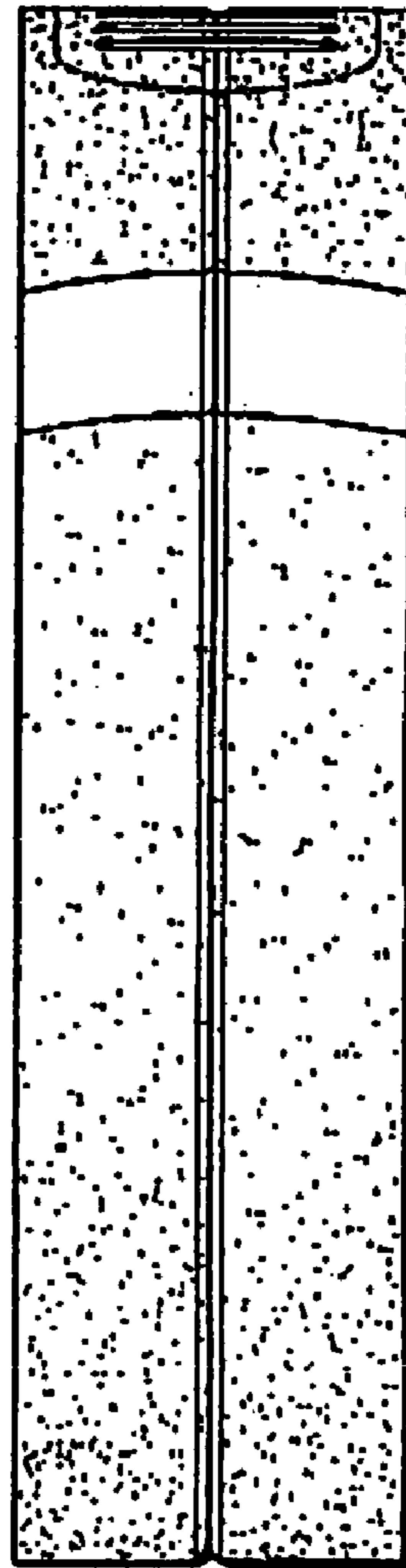


FIG. 4

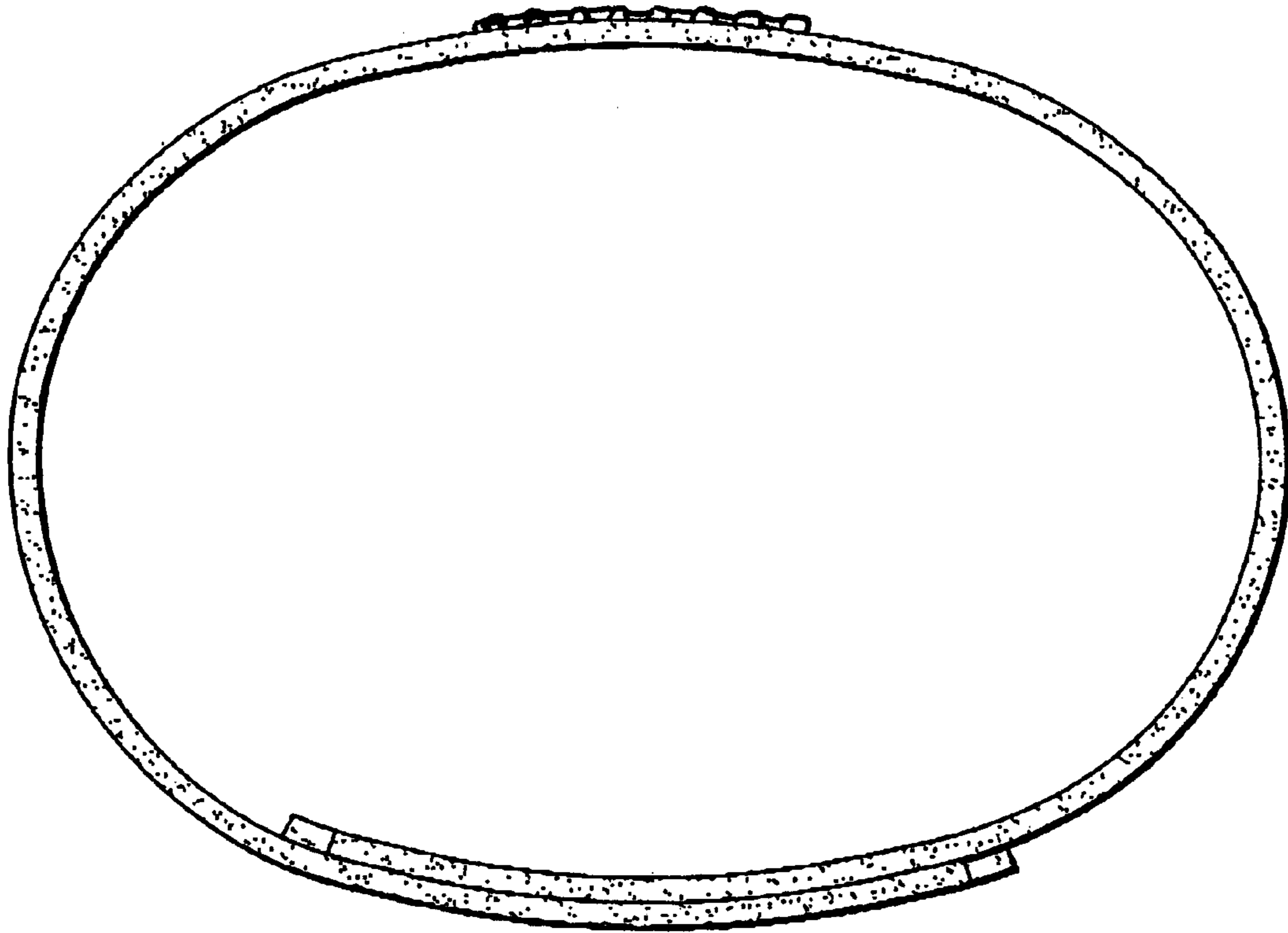


FIG. 5




FIG. 6

