



US00D555025S

(12) **United States Design Patent**
Sasaki et al.

(10) **Patent No.:** **US D555,025 S**

(45) **Date of Patent:** **** Nov. 13, 2007**

(54) **GLOBE FOR A WARNING LAMP**

(75) Inventors: **Hiroki Sasaki, Yao (JP); Tetsuya Miyatake, Yao (JP)**

(73) Assignee: **Patlite Corporation, Osaka (JP)**

(**) Term: **14 Years**

(21) Appl. No.: **29/233,070**

(22) Filed: **Jun. 27, 2005**

(30) **Foreign Application Priority Data**

Dec. 27, 2004 (JP) 2004-039703
Dec. 27, 2004 (JP) 2004-039706

(51) **LOC (8) Cl.** **10-05**

(52) **U.S. Cl.** **D10/114**

(58) **Field of Classification Search** D10/104-121;
D26/118-119, 124, 128-131, 72, 36, 28;
362/174, 147, 496, 490, 479, 470; 315/17;
340/574

See application file for complete search history.

(56) **References Cited**

U.S. PATENT DOCUMENTS

D39,984 S * 5/1909 McFadden D26/128
D47,153 S * 3/1915 Franks D26/128
D123,766 S * 12/1940 Sacksteder D26/128
D128,034 S * 7/1941 Pellegrin D26/128
D131,710 S * 3/1942 Williams D26/128
D161,830 S * 2/1951 Grossman D26/128

D190,759 S * 6/1961 Schreckengost D26/128
D286,446 S * 10/1986 Caroli et al. D26/123
D325,002 S * 3/1992 Brau D10/114
5,582,474 A * 12/1996 Van Order et al. 362/490
D385,368 S * 10/1997 Lyons D26/28
D411,635 S * 6/1999 Phlipot et al. D26/28
6,015,222 A * 1/2000 Schindler 362/490
D426,329 S * 6/2000 Wang Cheng D26/28
D439,364 S * 3/2001 Avigor D26/118
D465,294 S * 11/2002 Crookes et al. D26/28
D467,367 S * 12/2002 Campagna D26/28
D493,565 S * 7/2004 Smith et al. D26/118

* cited by examiner

Primary Examiner—Robert M. Spear

Assistant Examiner—George D. Kirschbaum, Jr.

(74) *Attorney, Agent, or Firm*—Koda & Androlia

(57) **CLAIM**

The ornamental design for a globe for a warning lamp, as shown and described.

DESCRIPTION

FIG. 1 is a front elevational view of a globe for a warning lamp, the rear elevational view being the same as the front elevational view;

FIG. 2 is a top plan view thereof;

FIG. 3 is a bottom plan view thereof; and,

FIG. 4 is a right side elevational view thereof, the left side elevational view being a mirror image thereof.

1 Claim, 2 Drawing Sheets

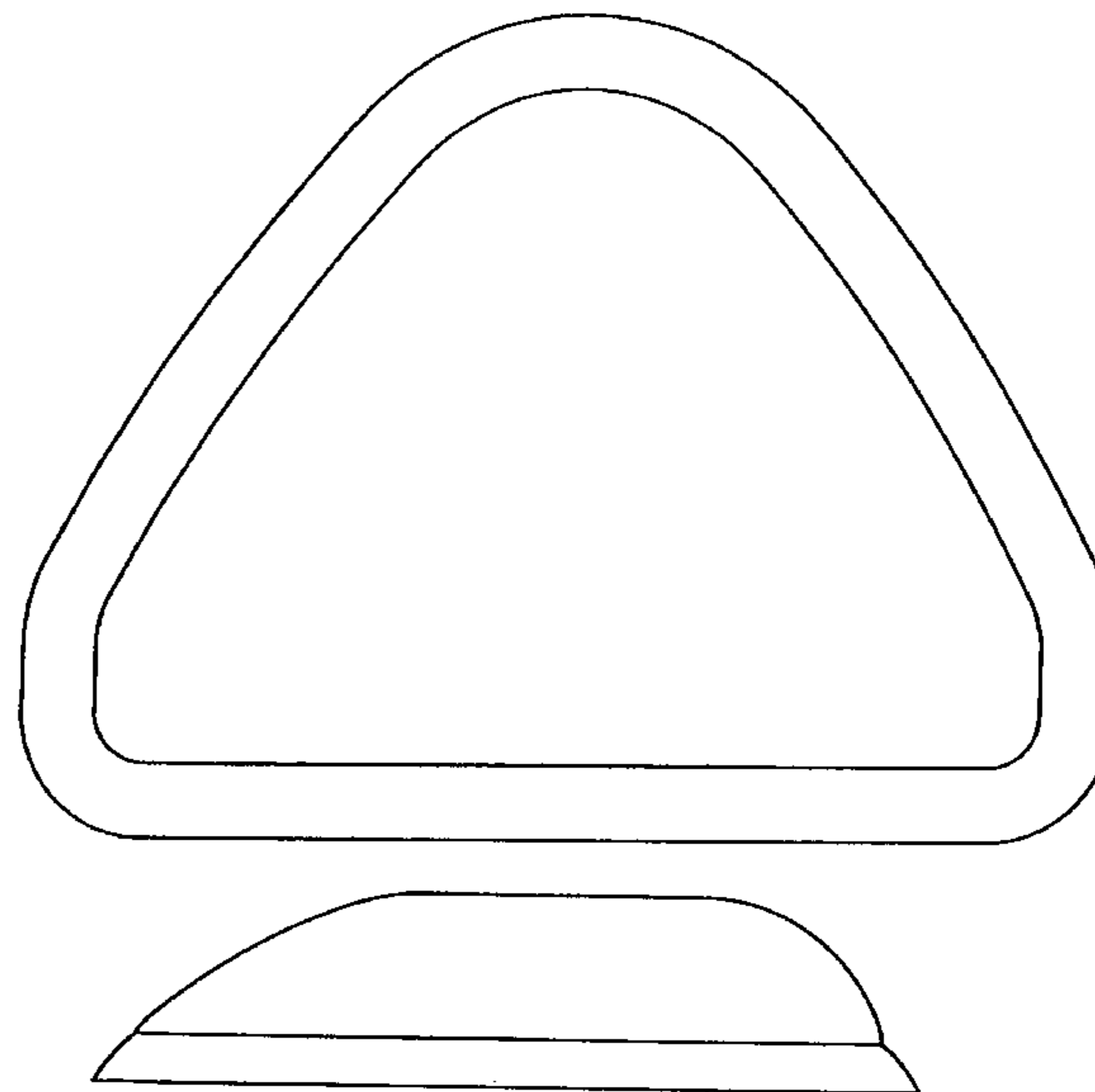
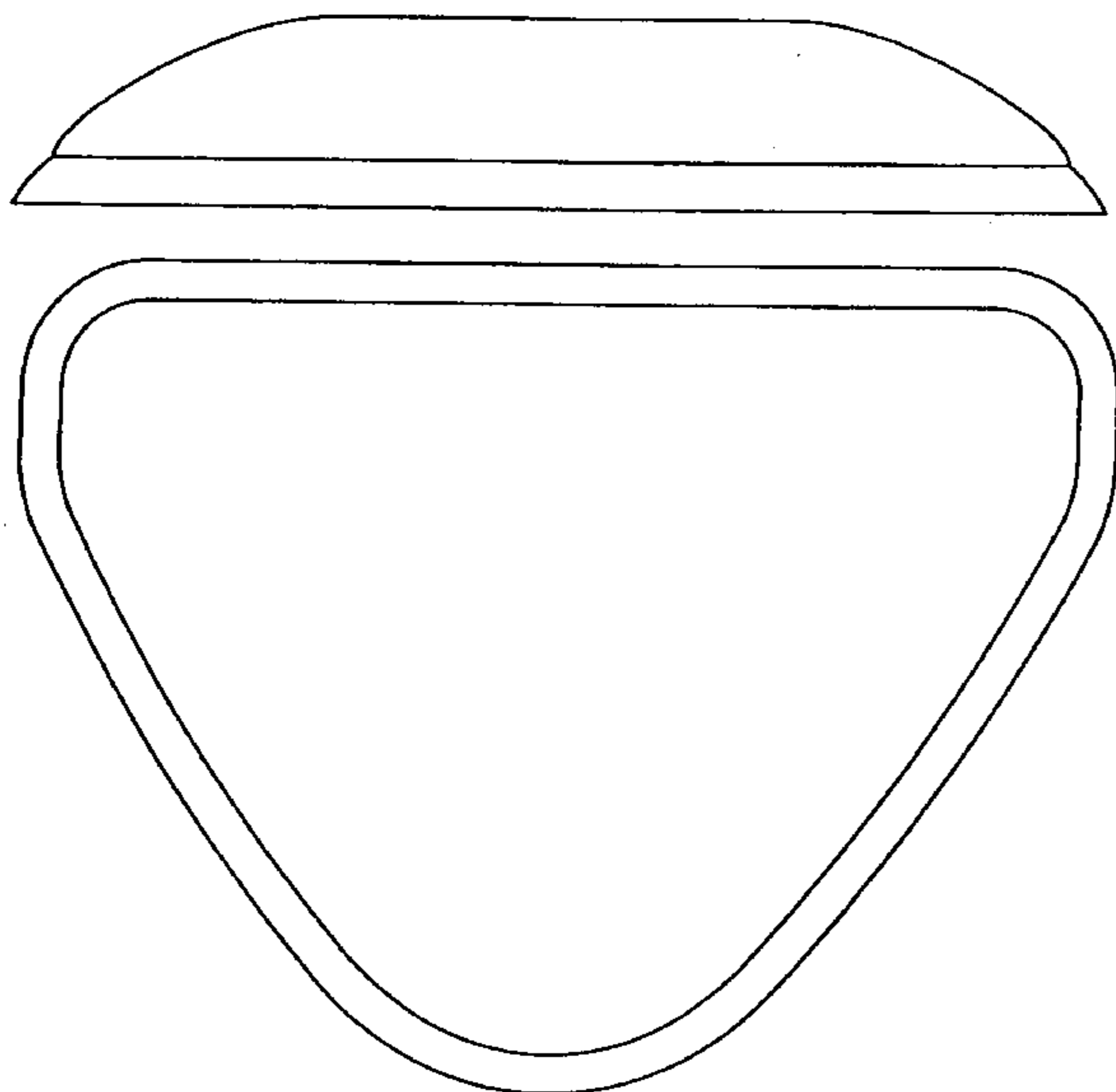


FIG. 1




FIG. 2

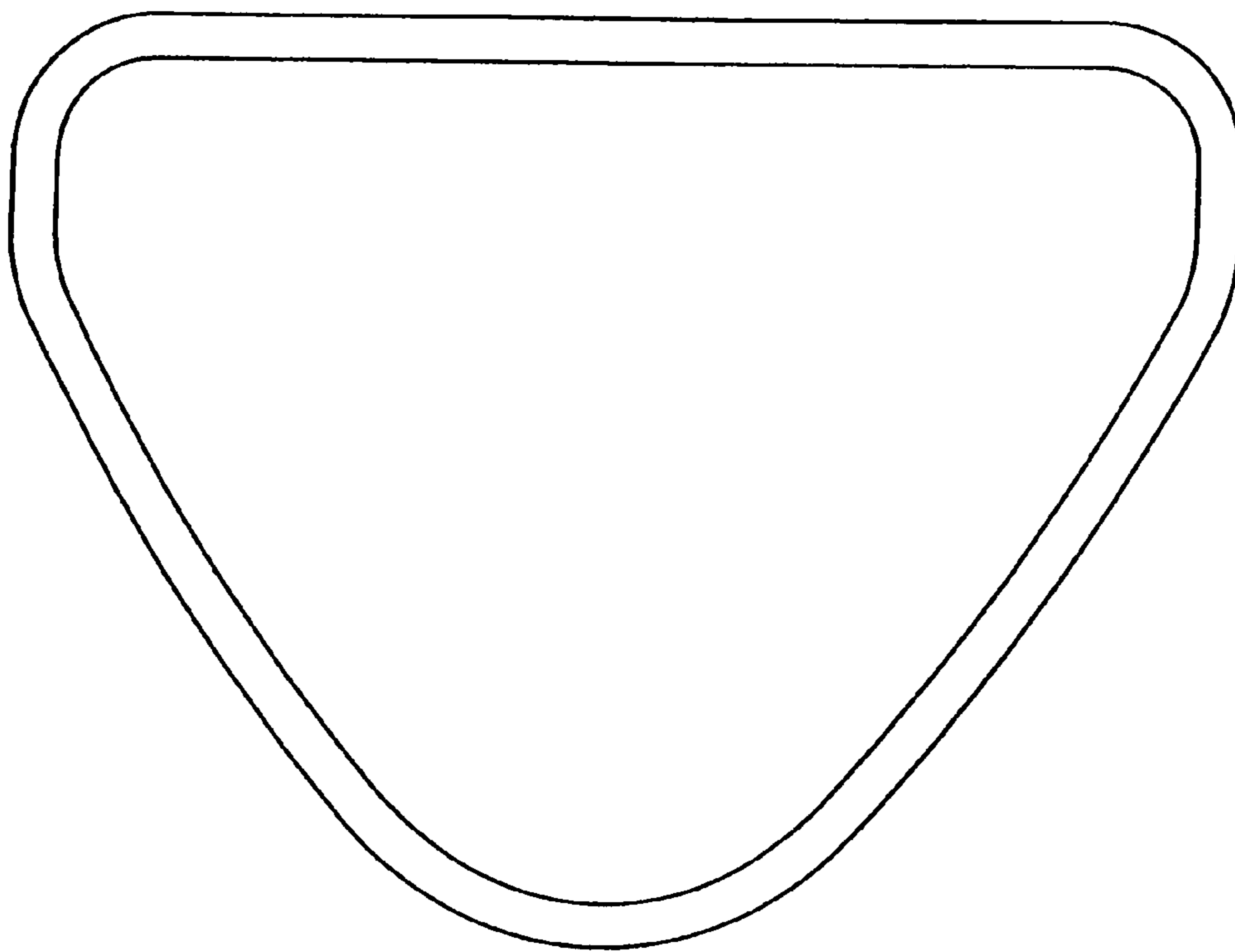


FIG. 3

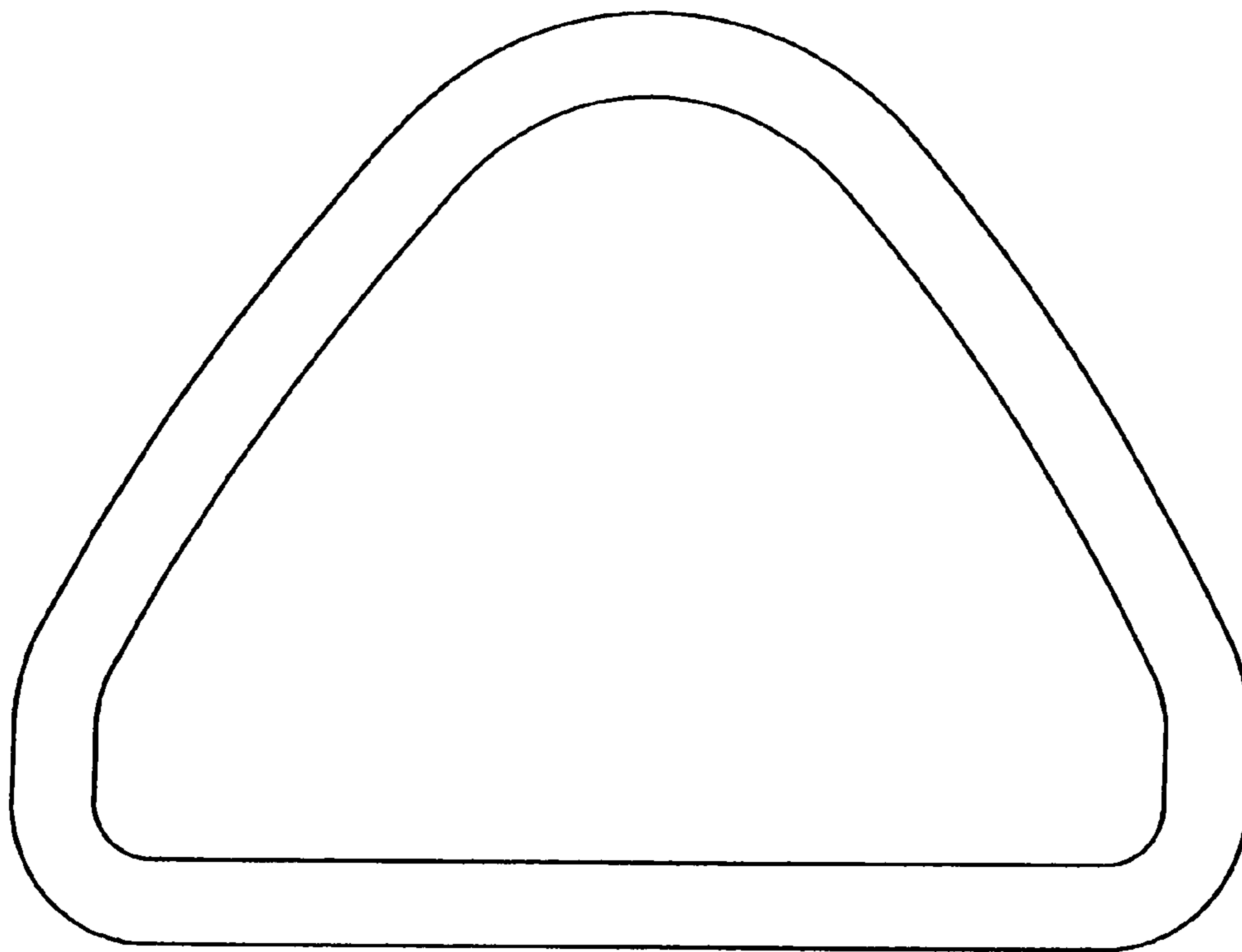


FIG. 4

