



US00D555001S

(12) **United States Design Patent** (10) **Patent No.:** **US D555,001 S**
Perry et al. (45) **Date of Patent:** **** Nov. 13, 2007**

(54) **BOTTLE WITH CAP**

D343,361 S 1/1994 More
D347,175 S 5/1994 Segati
D371,076 S 6/1996 Farce
D380,684 S 7/1997 Del Bianco
D387,280 S 12/1997 Zimmer et al.
D399,431 S 10/1998 de Baschmakoff

(75) Inventors: **Timothy Frederik Thomas Perry**,
London (GB); **Edward Adamson**,
London (GB)

(73) Assignee: **The Procter & Gamble Company**,
Cincinnati, OH (US)

(Continued)

(**) Term: **14 Years**

FOREIGN PATENT DOCUMENTS

(21) Appl. No.: **29/271,889**

EP 0 954 480 B1 4/2004

(22) Filed: **Jan. 29, 2007**

(Continued)

Related U.S. Application Data

OTHER PUBLICATIONS

(62) Division of application No. 29/219,570, filed on Dec.
17, 2004, now Pat. No. Des. 545,203.

U.S. Appl. No. 29/217,699, filed Nov. 19, 2004, Perry et al.

(Continued)

(30) **Foreign Application Priority Data**

Primary Examiner—Ian Simmons
Assistant Examiner—Elizabeth J. Oswecki
(74) *Attorney, Agent, or Firm*—Laura R. Grunzinger

Jun. 28, 2004 (EM) 000195086

(57) **CLAIM**

(51) **LOC (8) Cl.** **09-01**

(52) **U.S. Cl.** **D9/529; D9/516; D9/543**

(58) **Field of Classification Search** D9/552,
D9/516, 529, 574, 550, 435, 558, 562, 565,
D9/549, 446, 452, 575; 215/220, 660, 675,
215/669

The ornamental design for a bottle with cap, as shown and
described.

See application file for complete search history.

DESCRIPTION

(56) **References Cited**

FIG. 1 is a perspective view of a bottle with cap embodying
the new design;

U.S. PATENT DOCUMENTS

FIG. 2 is a front elevational view thereof;

D207,430 S 4/1967 Shepler
D228,382 S 9/1973 Sterges
D234,249 S 2/1975 Holzaephel
D234,250 S * 2/1975 Holzaepfel D9/540
D237,049 S 10/1975 Atkins
D256,431 S 8/1980 Campbell et al.
4,572,384 A 2/1986 Vesborg
D314,140 S 1/1991 Kornick et al.
D314,141 S 1/1991 Kornick et al.
D333,433 S 2/1993 Segati
D334,344 S 3/1993 Reif
D334,713 S 4/1993 Segati

FIG. 3 is a back elevational view thereof;

FIG. 4 is a side elevational view thereof;

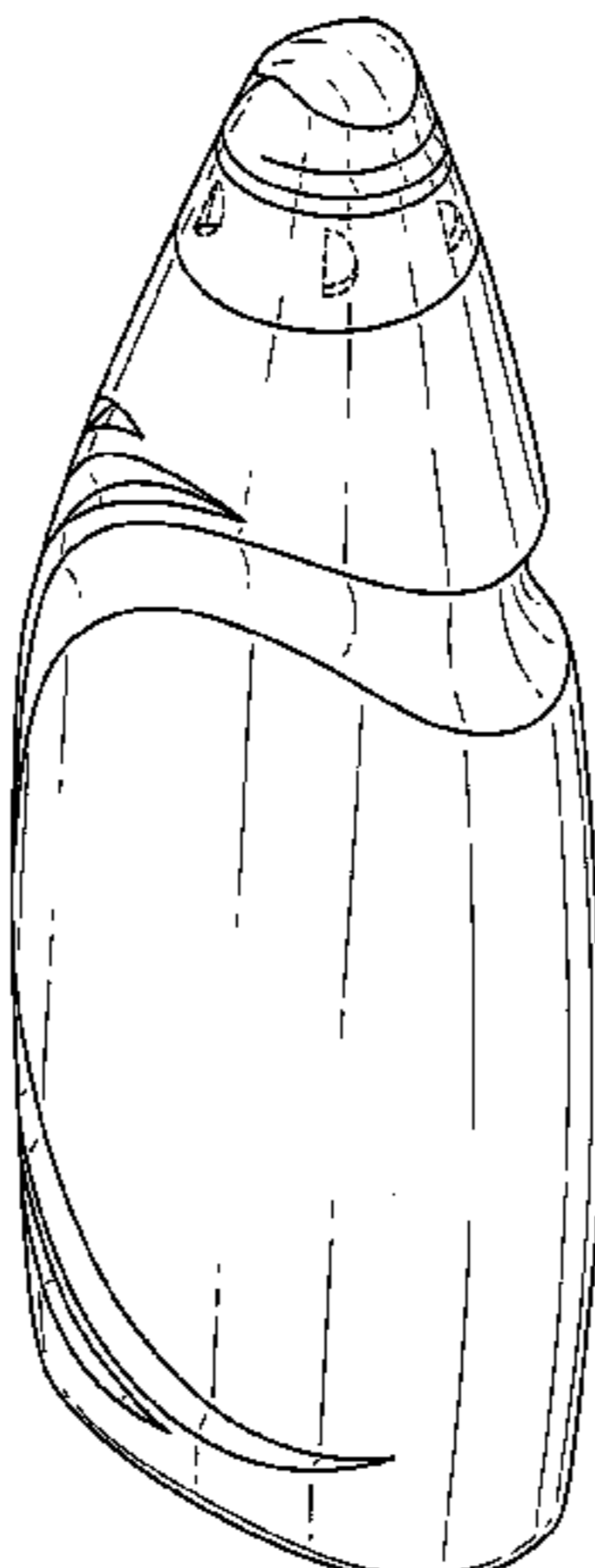
FIG. 5 is a side elevational view thereof, opposite that shown
in FIG. 4;

FIG. 6 is a top plan view thereof; and,

FIG. 7 is a bottom plan view thereof.

The broken lines shown on the cap are included for the
purpose of illustrating only and form no part of the claimed
design.

1 Claim, 3 Drawing Sheets



US D555,001 S

Page 2

U.S. PATENT DOCUMENTS

D413,266 S 8/1999 Majerowski et al.
D414,420 S 9/1999 Zogg
D421,573 S 3/2000 Zogg
D424,945 S 5/2000 Guislain
D426,467 S 6/2000 Harrity et al.
D429,165 S 8/2000 Zogg et al.
D430,801 S 9/2000 Harrity et al.
D432,020 S 10/2000 Steward et al.
D440,159 S 4/2001 Guislain
D440,879 S 4/2001 Cummings
6,247,606 B1 6/2001 Zogg
D445,692 S * 7/2001 Meeker et al. D9/530
D447,954 S 9/2001 Cummings
D452,446 S * 12/2001 Shear D9/549
D454,072 S 3/2002 Harrity et al.
D455,964 S 4/2002 Patterson
D458,141 S 6/2002 Crawford et al.
D458,542 S 6/2002 Cummings et al.
D459,231 S 6/2002 Crawford et al.
D459,232 S 6/2002 Crawford et al.
D459,993 S 7/2002 Clarke et al.
D460,917 S 7/2002 Trabal
D462,619 S 9/2002 Crawford
D463,981 S 10/2002 Crawford et al.
D466,020 S 11/2002 Crawford et al.
D467,506 S 12/2002 Jones et al.
D468,643 S 1/2003 Kuzma et al.
D469,698 S 2/2003 Zaksenberg et al.
D470,418 S 2/2003 Zaksenberg et al.
D470,419 S 2/2003 Zaksenberg et al.
D470,774 S 2/2003 Zaksenberg et al.
D470,775 S 2/2003 Zaksenberg et al.
D481,636 S 11/2003 Camacho
D495,599 S 9/2004 Biesecker
D502,404 S 3/2005 Hunt et al.
D503,886 S 4/2005 Biesecker

D504,066 S 4/2005 King
D509,745 S 9/2005 Hill et al.
D510,705 S 10/2005 Crawford
D512,642 S 12/2005 Busa, Jr. et al.
D524,162 S * 7/2006 Harris et al. D9/550
D527,365 S * 8/2006 Jang D14/138
D530,618 S * 10/2006 Estabrook et al. D9/551
D538,671 S * 3/2007 O'Danahue D9/538

FOREIGN PATENT DOCUMENTS

FR 834564 12/1983
FR 840450 2/1984
FR 840706 2/1984
FR 0295894 5/1991
FR 0912397 7/1991
FR 0923317 7/1992
FR 0950040 2/1995
FR 93566 8/1996
FR 933534 8/1996
FR 965241 2/1997
FR 967351 5/1997
FR 251012 8/1998
FR 984837 1/1999
FR 991246 7/1999
FR 994963 11/1999
FR 007522 3/2001
FR 014050 9/2001
FR 014476 10/2001
WO WO 2004/057088 A1 7/2004

OTHER PUBLICATIONS

U.S. Appl. No. 29/217,601, filed Nov. 19, 2004, Perry et al.
U.S. Appl. No. 29/217,697, filed Nov. 19, 2004, Perry et al.
U.S. Appl. No. 29/217,615, filed Nov. 19, 2004, Perry et al.
U.S. Appl. No. 29/217,698, filed Nov. 19, 2004, Perry et al.

* cited by examiner

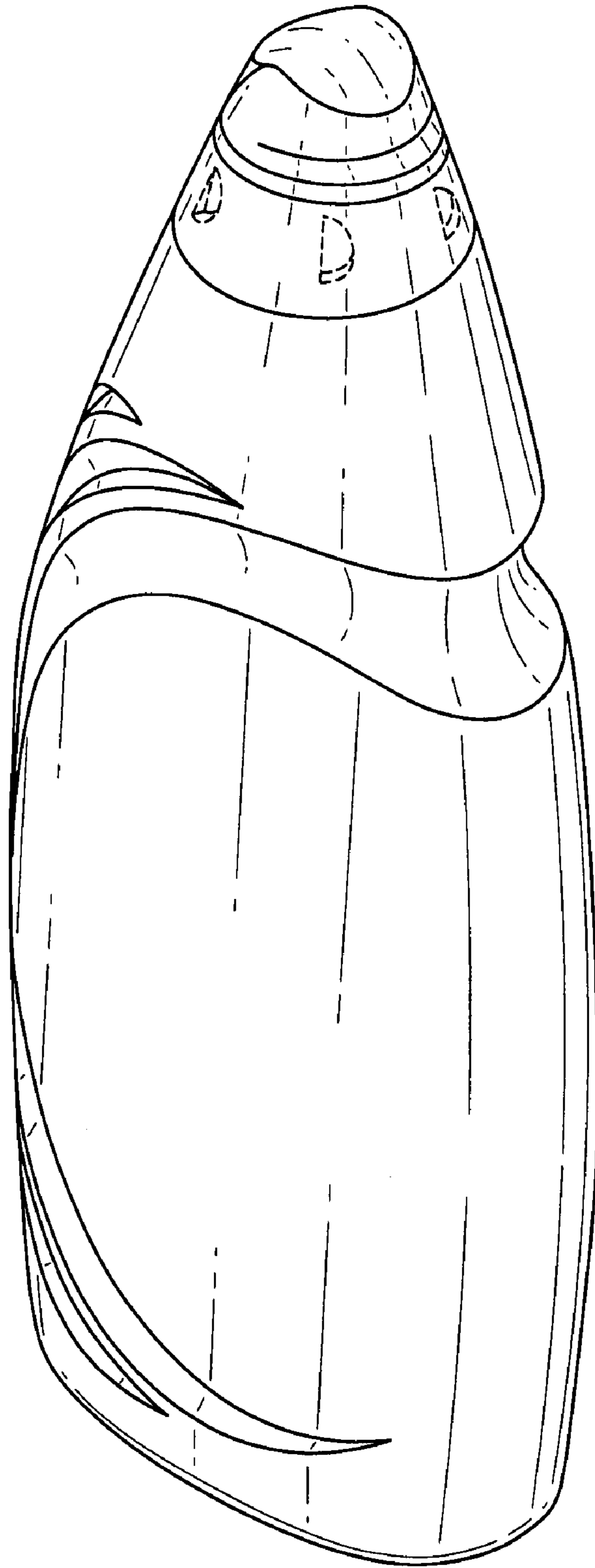


Fig.1.

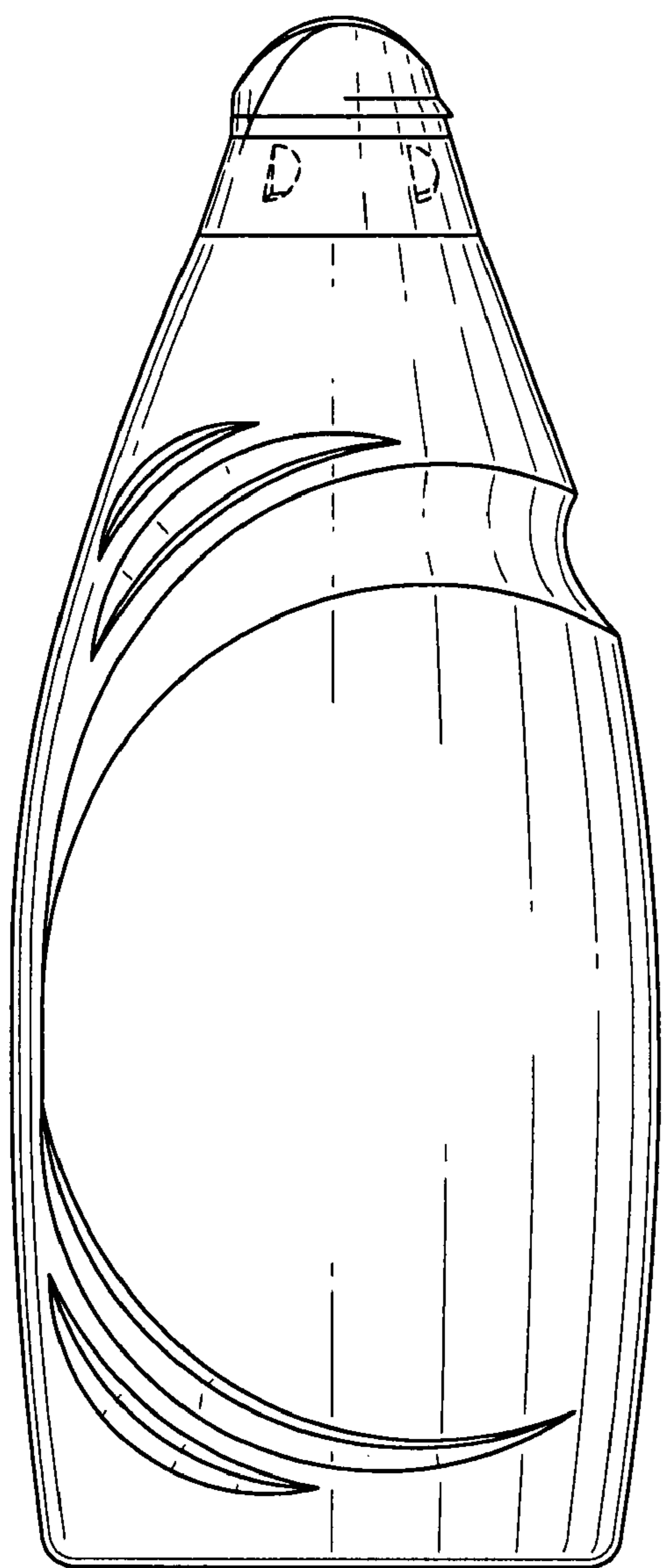


Fig.2.

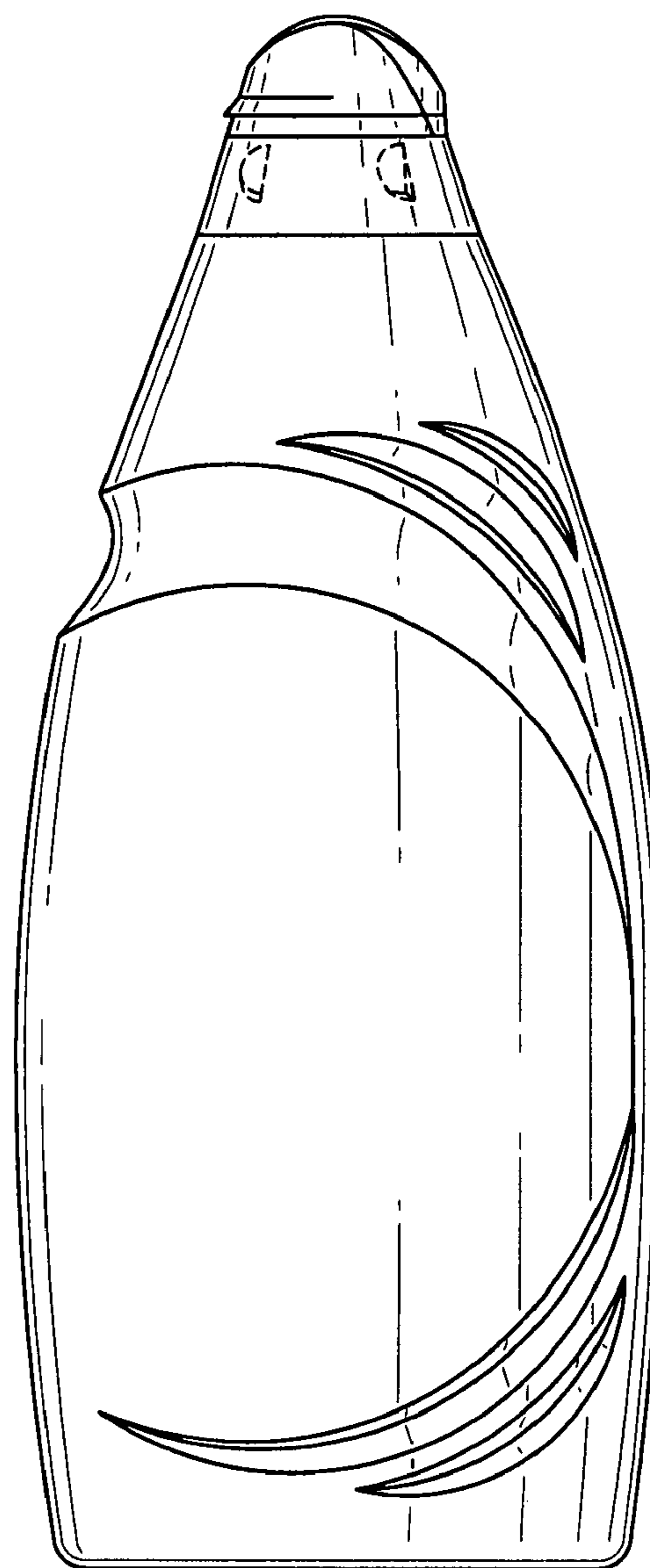


Fig.3.

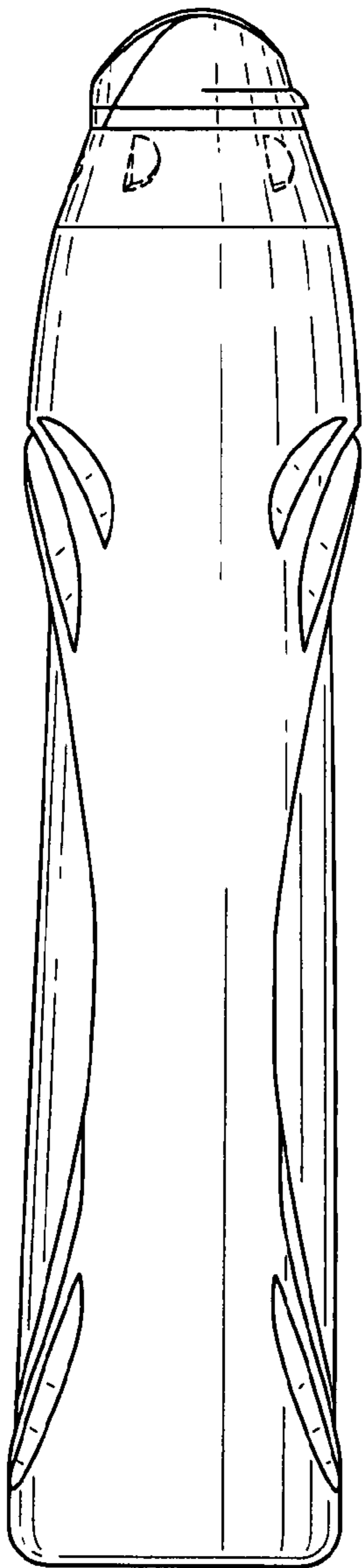


Fig.4.

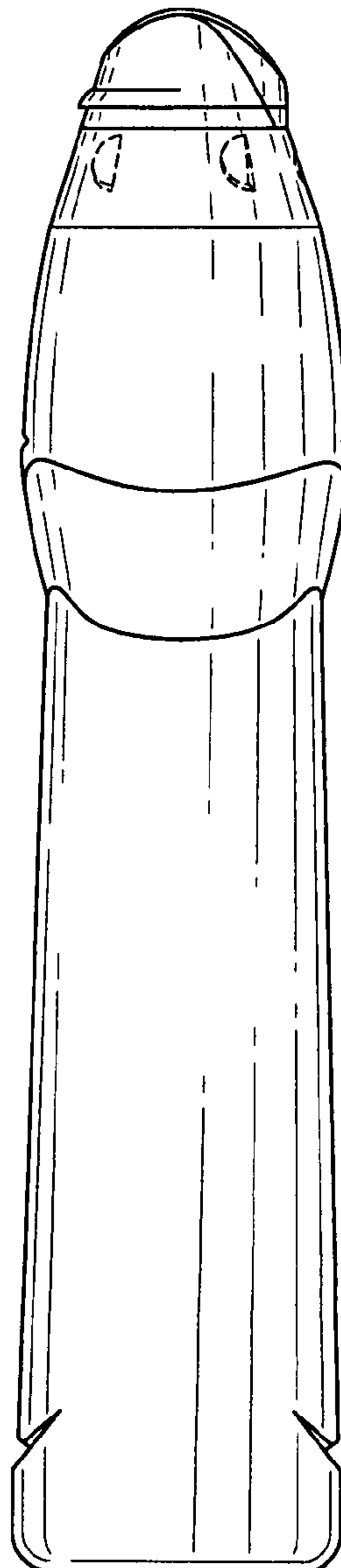


Fig.5.

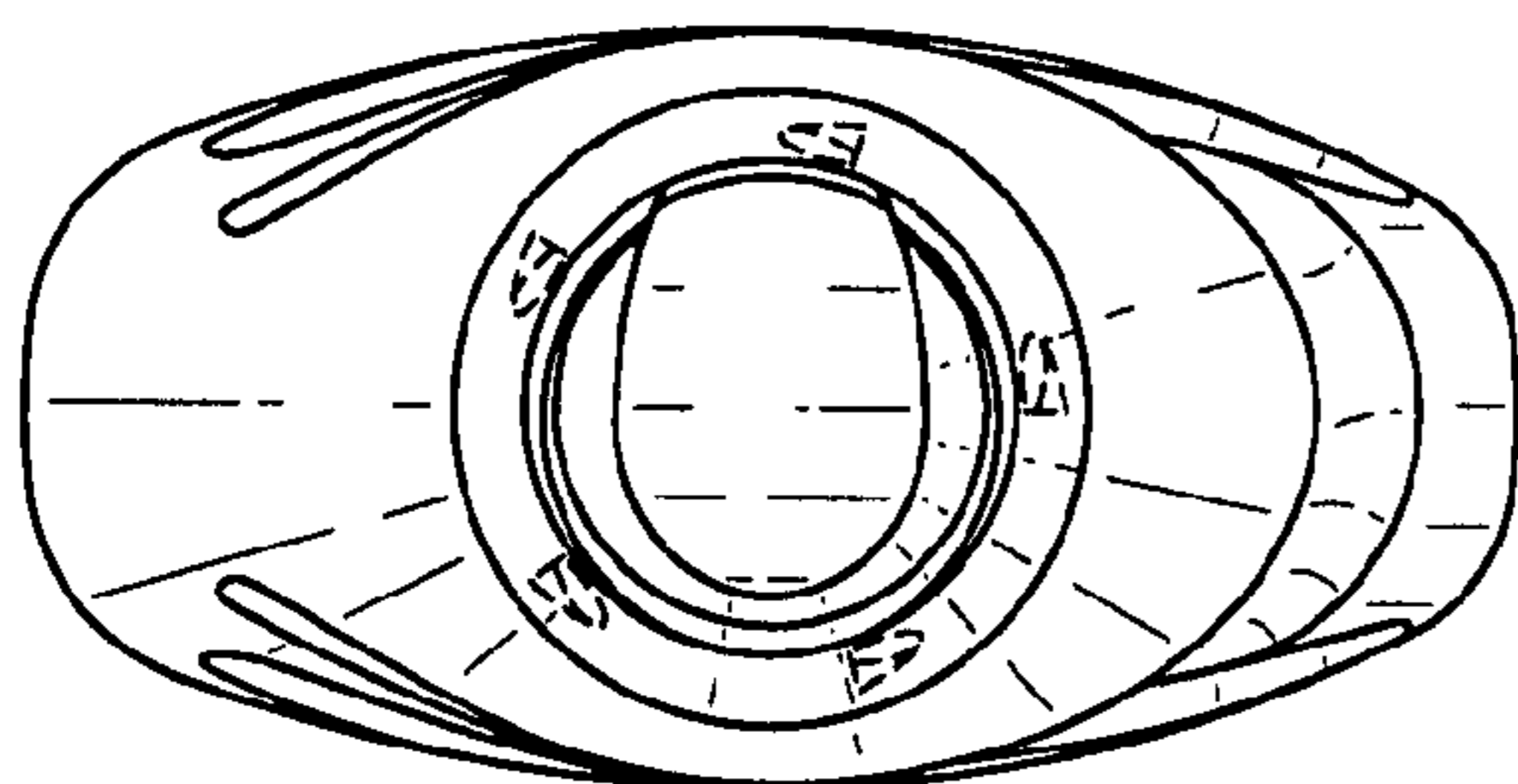


Fig.6.

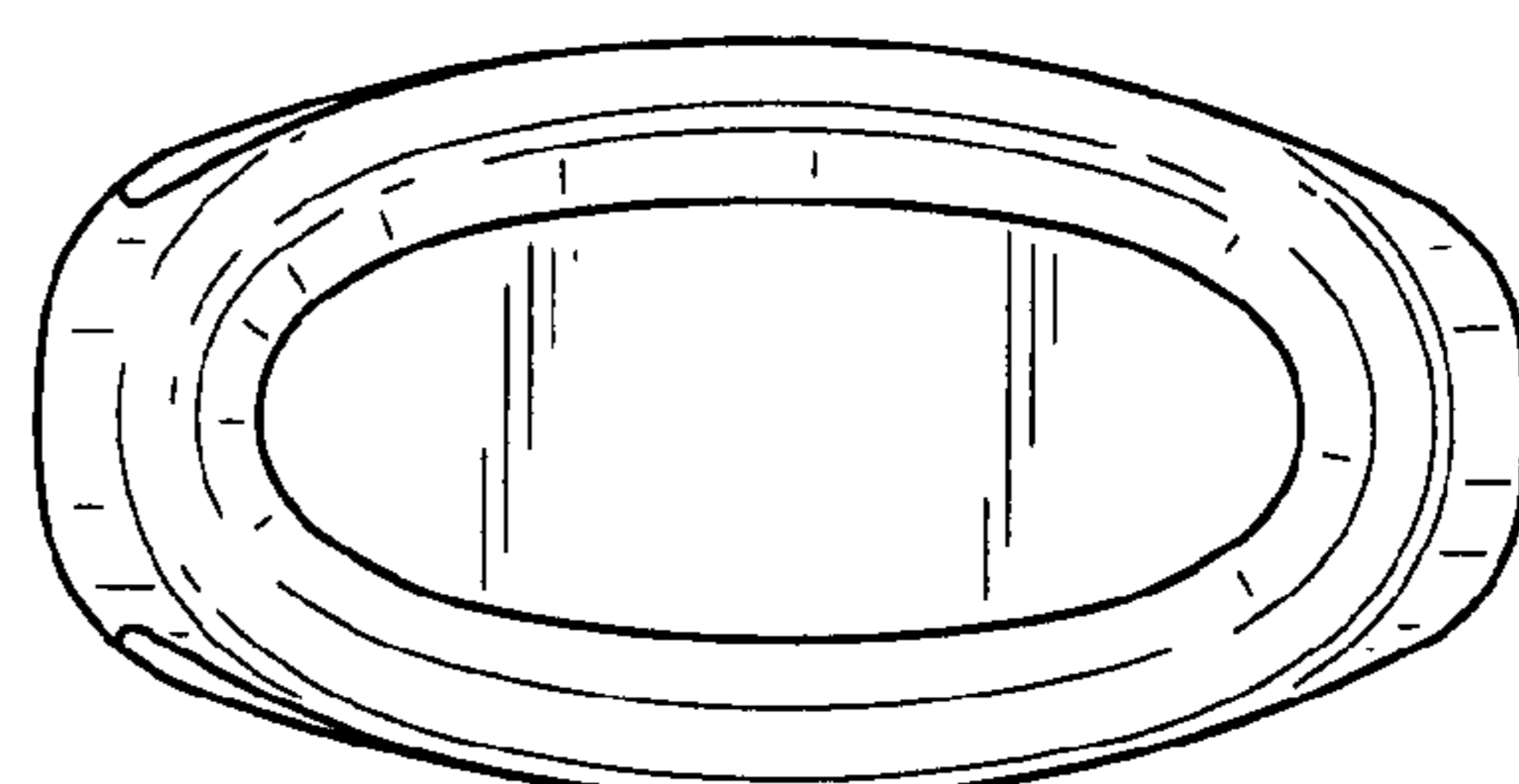


Fig.7.