



US00D554999S

(12) **United States Design Patent** (10) **Patent No.:** **US D554,999 S**
Nukuto et al. (45) **Date of Patent:** **** Nov. 13, 2007**

(54) **CONTAINER**

(75) Inventors: **George I. Nukuto**, Des Plaines, IL
(US); **Neil P. Williams**, Racine, WI
(US); **Ivan Da Barp**, Kleinburg (CA)

(73) Assignee: **S.C. Johnson & Son, Inc.**, Racine, WI
(US)

(**) Term: **14 Years**

(21) Appl. No.: **29/224,308**

(22) Filed: **Feb. 28, 2005**

(51) **LOC (8) Cl.** **09-01**

(52) **U.S. Cl.** **D9/521; D9/551; D9/557**

(58) **Field of Classification Search** D9/682,
D9/686-694, 516, 521-522, 529-530, 542,
D9/551, 557-558, 564, 570-571, 574; 215/382-284,
215/396, 398

See application file for complete search history.

(56) **References Cited**

U.S. PATENT DOCUMENTS

D350,691 S * 9/1994 Simion D9/695
D351,789 S * 10/1994 Lee D9/424
D363,431 S * 10/1995 Mansau D9/557
D383,069 S * 9/1997 Valls et al. D9/542
D387,993 S * 12/1997 Workman et al. D9/542
D398,223 S * 9/1998 Bertolini et al. D9/692
D398,239 S * 9/1998 Bertolini et al. D9/520
D409,920 S * 5/1999 Fenton et al. D9/521
D411,455 S * 6/1999 Fenton et al. D9/521
D412,666 S * 8/1999 Fenton et al. D9/520
D422,916 S * 4/2000 Herrmann D9/501

D443,822 S 6/2001 Fenton et al.
D480,955 S * 10/2003 Perlowski et al. D9/521
D486,395 S * 2/2004 Lovell et al. D9/521
D508,406 S * 8/2005 Kerr et al. D9/521
D526,204 S * 8/2006 Stolle D9/529
D530,608 S * 10/2006 Nukuto et al. D9/445
D531,030 S * 10/2006 Nukuto et al. D9/445
D531,039 S * 10/2006 Couey D9/522

* cited by examiner

Primary Examiner—Carol Rademaker

(57) **CLAIM**

The ornamental design for a container, as shown and described.

DESCRIPTION

The nature of this product is as a bottle useful for holding and dispensing a material such as an insect repellent, an insect repellent, an insecticide, a cleaner, or a fragrance.

FIG. 1 is a top, front, and right side perspective view of a bottle embodying our new design;

FIG. 2 is a front elevational view thereof, the rear elevational view being a mirror image;

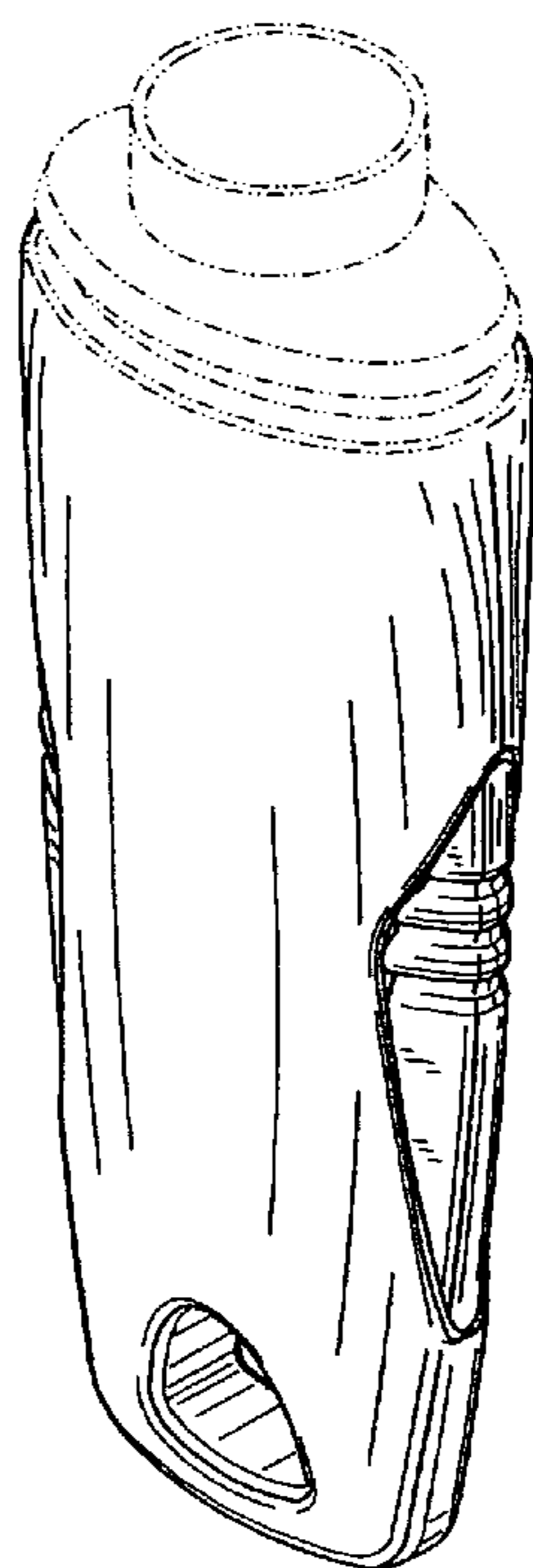
FIG. 3 is a left side elevational view thereof, the right side elevational view being a mirror image; and

FIG. 4 is a top plan view thereof; and,

FIG. 5 is a bottom plan view thereof.

The broken lines shown in the drawings are for environmental purposes only and form no part of the claimed design.

1 Claim, 2 Drawing Sheets



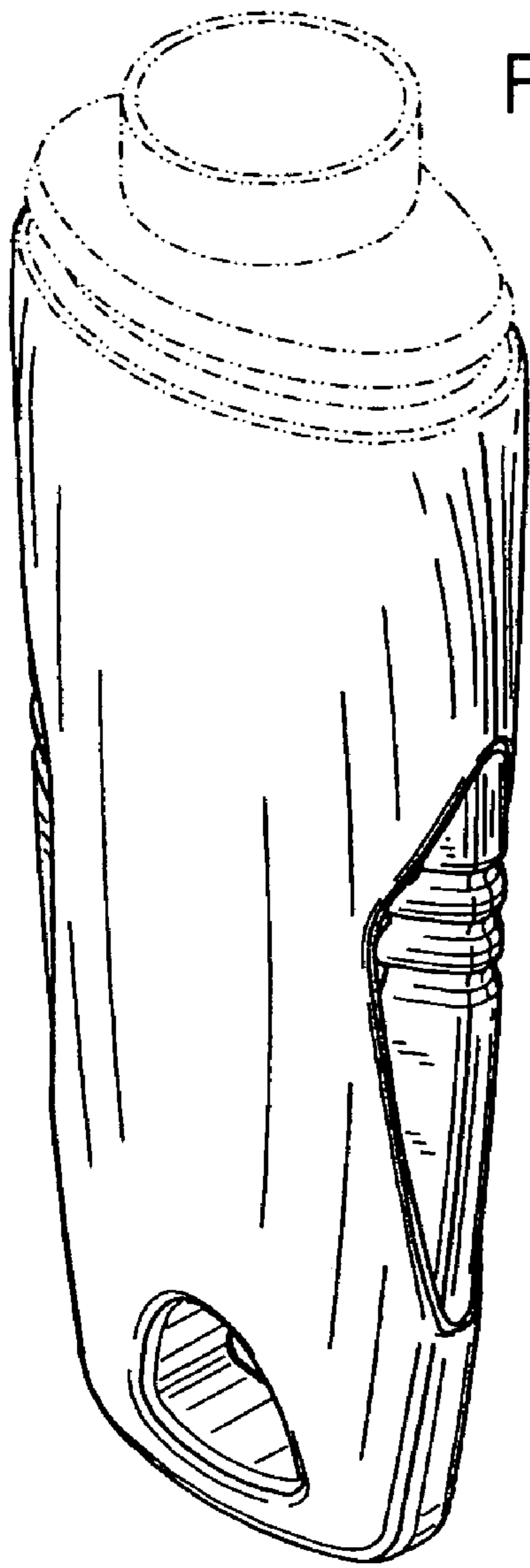


FIG. 1

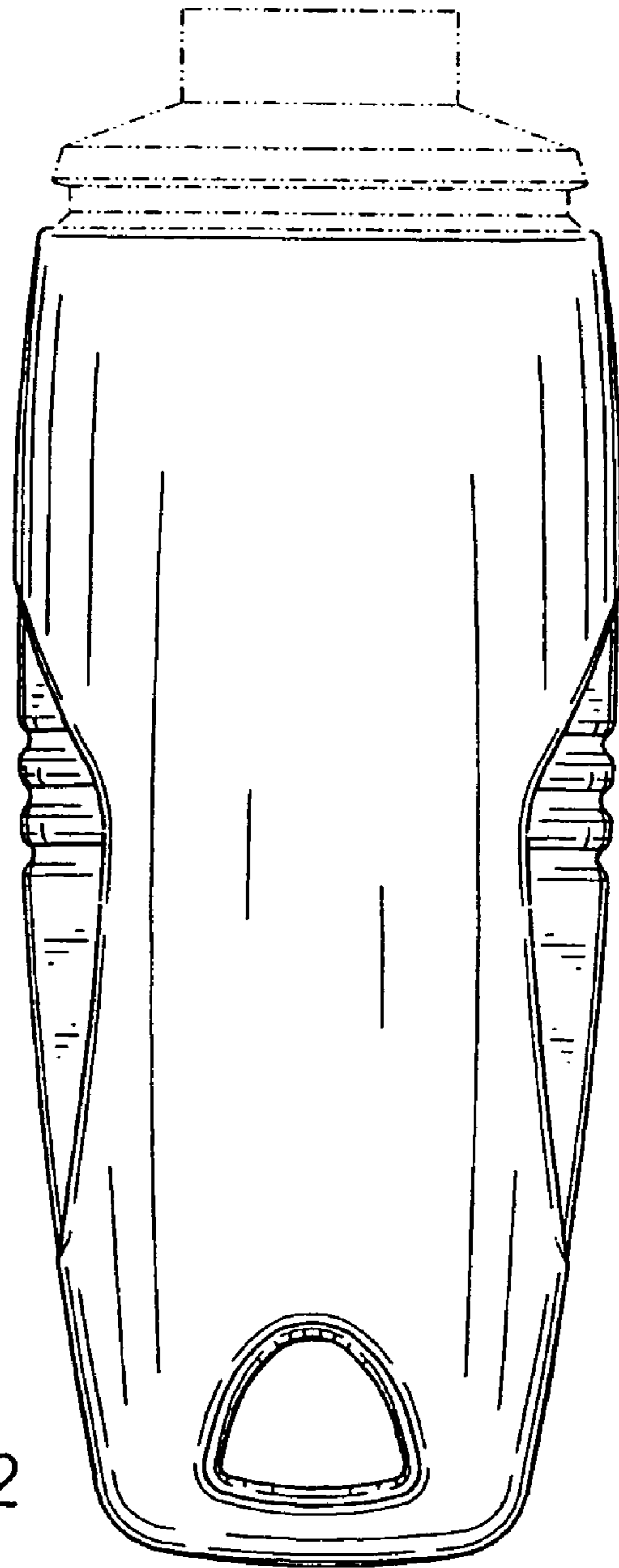


FIG. 2

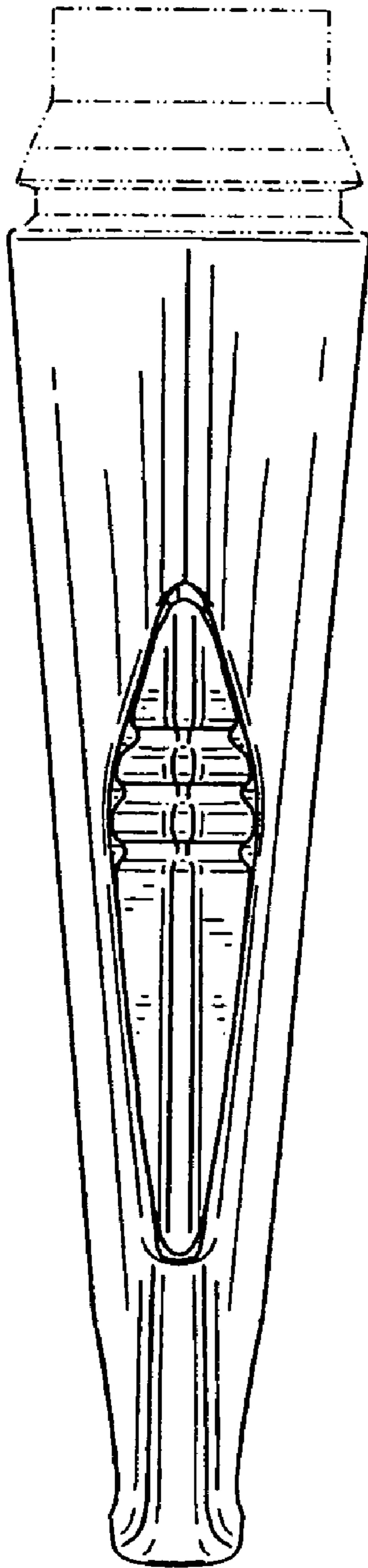


FIG. 3

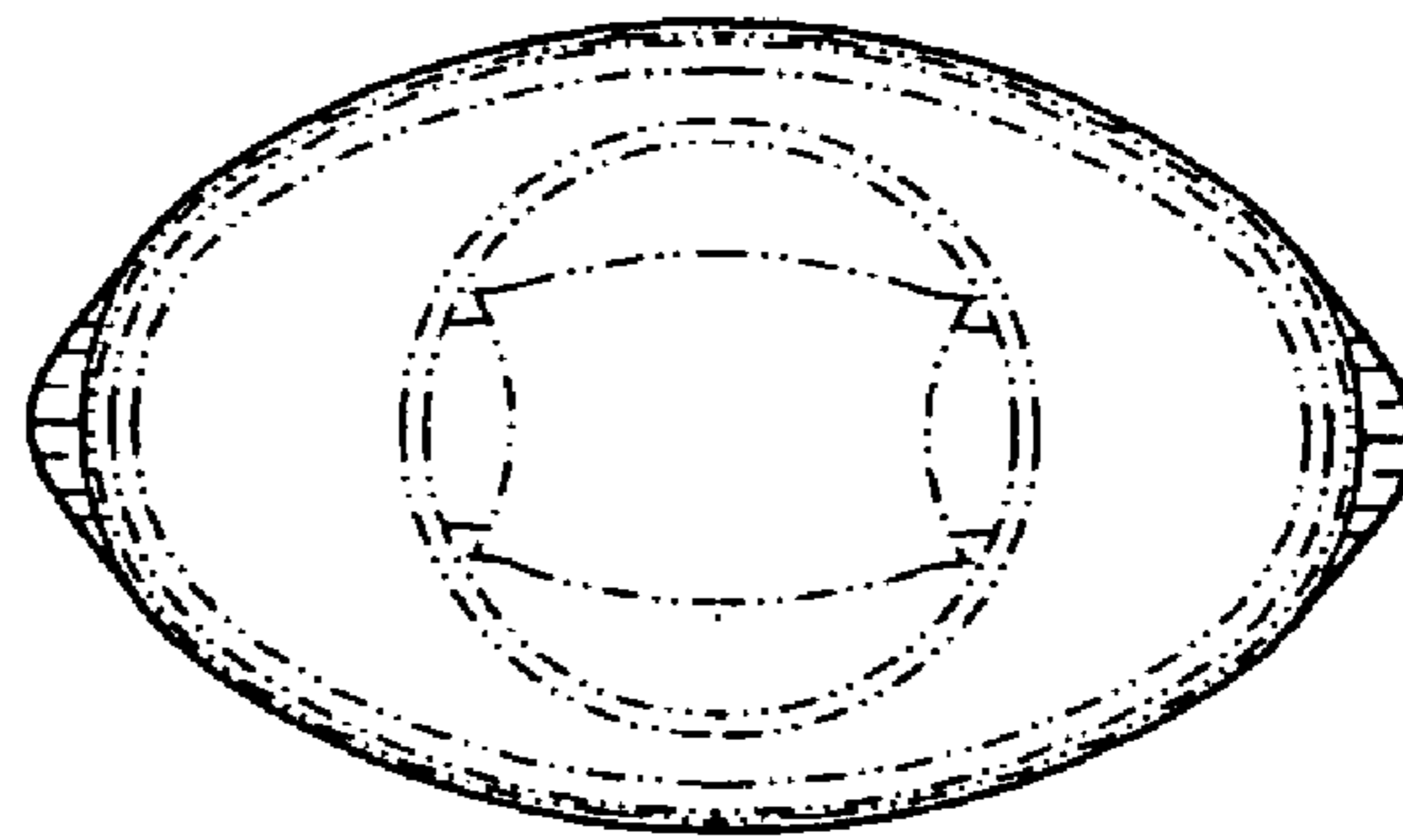


FIG. 4

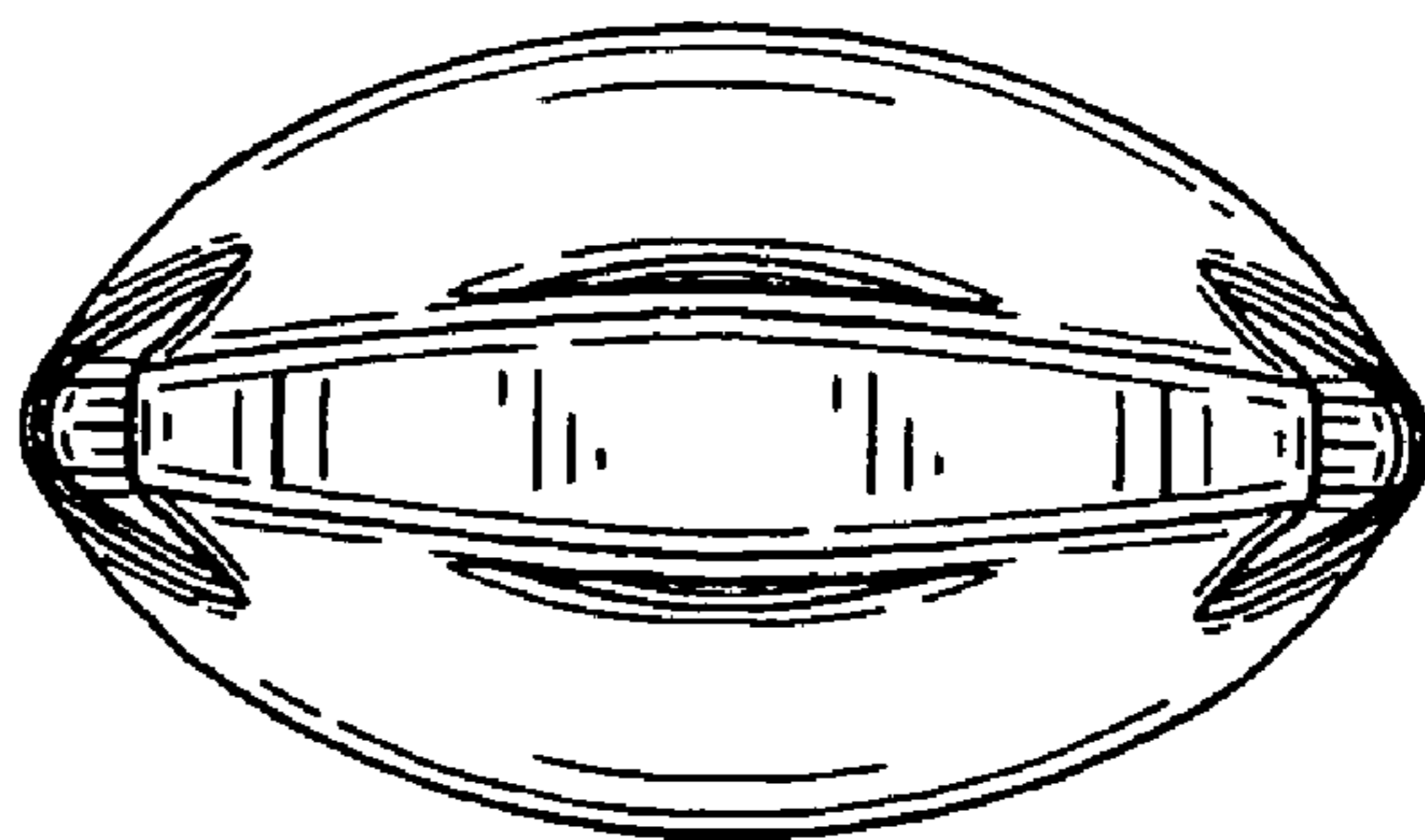


FIG. 5