



US00D554994S

(12) **United States Design Patent**  
**Sarnoff et al.**

(10) **Patent No.:** **US D554,994 S**

(45) **Date of Patent:** **\*\* Nov. 13, 2007**

(54) **DISPOSABLE LID**

(75) Inventors: **Norton Sarnoff**, Northbrook, IL (US);  
**David Sarnoff**, Northbrook, IL (US);  
**Richard McCormick**, Vernon Hills, IL (US)

(73) Assignee: **Handi-Foil Corporation**, Wheeling, IL (US)

(\*\*) Term: **14 Years**

(21) Appl. No.: **29/255,888**

(22) Filed: **Mar. 13, 2006**

(51) **LOC (8) Cl.** ..... **09-07**

(52) **U.S. Cl.** ..... **D9/451; D9/453**

(58) **Field of Classification Search** ..... D9/667,  
D9/655, 632, 631, 600, 451, 445, 453, 452,  
D9/429, 424, 425, 454; D7/628, 602, 599,  
D7/594, 571, 544, 539, 514, 506, 391, 354,  
D7/301, 676; 215/355, 316, 230; 220/671;  
30/299

See application file for complete search history.

(56) **References Cited**

**U.S. PATENT DOCUMENTS**

3,104,776	A *	9/1963	Bostrum	.....	220/671
D211,237	S *	6/1968	Buff	.....	D9/425
D234,941	S *	4/1975	Gottesque	.....	D7/539
5,303,473	A *	4/1994	Sadler	.....	D7/676
D449,522	S *	10/2001	Brown	.....	D9/425
D468,637	S *	1/2003	Chou	.....	D9/425

D482,283	S *	11/2003	Wichmann et al.	.....	D9/454
D514,443	S	2/2006	Sarnoff		
D528,351	S *	9/2006	Morgan	.....	D7/354
2005/0132579	A1 *	6/2005	Sartori	.....	30/299

\* cited by examiner

*Primary Examiner*—Gary D. Watson

*Assistant Examiner*—Susan Bennett Hattan

(74) *Attorney, Agent, or Firm*—Adam K Sacharoff; Much Shelist

(57) **CLAIM**

The ornamental design for a disposable lid, as shown and described.

**DESCRIPTION**

FIG. 1 is a front elevational perspective view of a disposable lid showing the new design;

FIG. 2 is top view of the lid shown in FIG. 1;

FIG. 3 is a bottom view of the lid shown in FIG. 1;

FIG. 4 is a front view of the lid shown in FIG. 1; the back side being a mirror image thereof;


FIG. 5 is a left side view of the lid shown in FIG. 1; the right side being a mirror image thereof;

FIG. 6 is a front elevational perspective view of an alternate embodiment of a lid;

FIG. 7 is a top view of the lid shown in FIG. 6; and,

FIG. 8 is a bottom view of the lid shown in FIG. 6.

**1 Claim, 6 Drawing Sheets**






FIG. 1




FIG. 2




FIG. 3

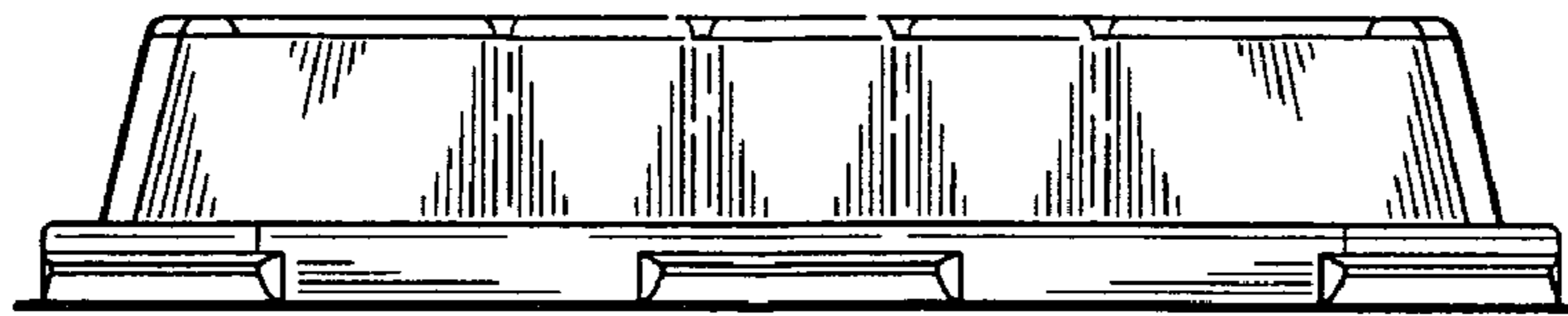


FIG. 4




FIG. 5




FIG. 6



FIG. 7



FIG. 8