



US00D554984S

(12) **United States Design Patent**
Stenberg

(10) **Patent No.:** **US D554,984 S**

(45) **Date of Patent:** **** Nov. 13, 2007**

(54) **SPRING**

(76) Inventor: **Johan Stenberg**, Näs 53, SE-871 93
Härnösand (SE)

(**) Term: **14 Years**

(21) Appl. No.: **29/264,239**

(22) Filed: **Aug. 7, 2006**

(30) **Foreign Application Priority Data**

Feb. 8, 2006 (SE) 06-0105

(51) **LOC (8) Cl.** **08-99**

(52) **U.S. Cl.** **D8/499; D8/349; D8/354;**
D8/373

(58) **Field of Classification Search** D8/499,
D8/349, 354, 373; D23/249; D6/552; D14/238,
D14/234, 229, 224; 137/516.2, 516.1, 514,
137/512.1; 381/87, 88, 188; 181/148, 149,
181/150, 153, 171, 172, 174, 199
See application file for complete search history.

(56) **References Cited**

U.S. PATENT DOCUMENTS

1,111,034	A *	9/1914	Robertson	24/96
1,695,069	A *	12/1928	Tuttle	137/516.13
2,902,794	A *	9/1959	Ehrgott	248/188.9
2,912,168	A *	11/1959	Heidorn	417/269
3,123,095	A *	3/1964	Kohler	137/516.23
D198,438	S *	6/1964	Wolcott	D32/54
3,239,804	A *	3/1966	Hagedoorn et al.	367/183
D217,666	S *	5/1970	Self	D23/249
3,598,389	A *	8/1971	Kohler	267/161

3,878,962	A *	4/1975	Bauer et al.	137/516.21
4,238,845	A *	12/1980	Haggard et al.	367/183
D272,532	S *	2/1984	Fitzner et al.	D14/229
4,458,344	A *	7/1984	Coogler	367/183
4,623,991	A *	11/1986	Vitringa	367/183
4,627,464	A *	12/1986	Hartshorn	137/516.13
4,854,341	A *	8/1989	Bauer	137/514
4,989,820	A *	2/1991	Sterling	248/523
5,036,880	A *	8/1991	Safford et al.	137/516.21
D327,840	S *	7/1992	Askew	D8/499
5,134,594	A *	7/1992	Woo	367/187
D335,441	S *	5/1993	Fraker et al.	D8/369
D336,509	S *	6/1993	Safford et al.	D23/249
5,492,313	A *	2/1996	Pan et al.	267/161
5,555,222	A *	9/1996	Woo	367/187
D412,106	S *	7/1999	Kennard, IV	D8/402
5,987,791	A *	11/1999	Paine	40/124.4
D423,594	S *	4/2000	Green	D20/43
D468,729	S *	1/2003	Takayama et al.	D14/224
7,077,371	B1 *	7/2006	Kroeker	248/205.1

* cited by examiner

Primary Examiner—Alan P. Douglas

Assistant Examiner—Barbara Fox

(74) *Attorney, Agent, or Firm*—Dilworth & Barrese LLP.

(57) **CLAIM**

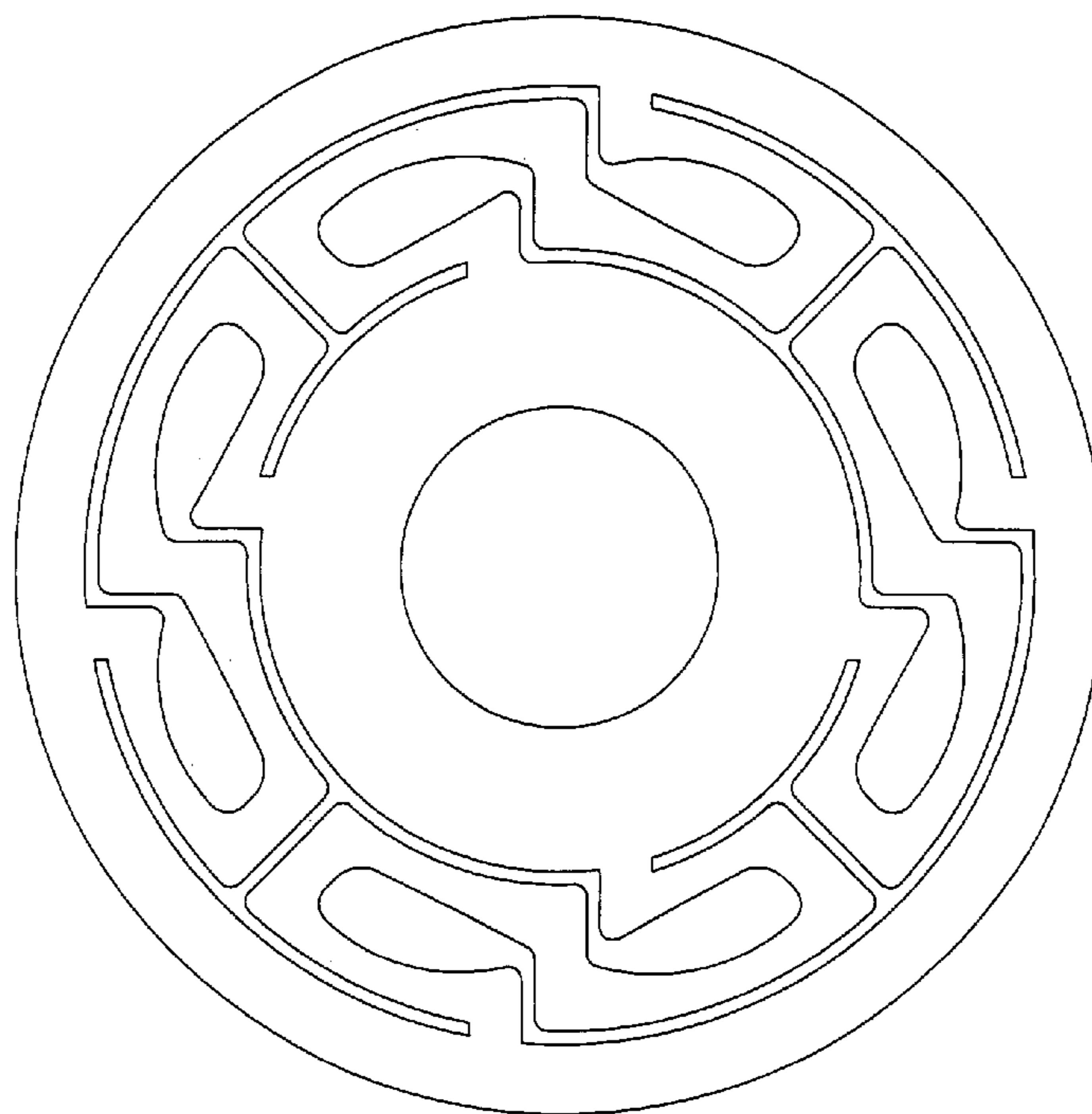
The ornamental design for a spring, as shown and described.

DESCRIPTION

FIG. 1 is a perspective view of the spring showing my new design; and,

FIG. 2 is a planar view of the spring of FIG. 1.

1 Claim, 2 Drawing Sheets






Fig. 1




Fig. 2