

US00D554983S

(12) **United States Design Patent**  
**Jones**

(10) **Patent No.:** **US D554,983 S**

(45) **Date of Patent:** **\*\* Nov. 13, 2007**

(54) **LOW-PROFILE, UNDER-SHELF BRACKET**

(75) Inventor: **Chad Hewitt Jones**, Frisco, TX (US)

(73) Assignee: **NCH Corporation**, Irving, TX (US)

(\*\*) Term: **14 Years**

(21) Appl. No.: **29/254,760**

(22) Filed: **Feb. 28, 2006**

(51) **LOC (8) Cl.** ..... **08-05**

(52) **U.S. Cl.** ..... **D8/381**

(58) **Field of Classification Search** ..... D8/381,  
D8/380, 373, 349; D6/574, 572, 556, 449,  
D6/511; 248/300, 298.1, 250, 247, 243,  
248/236, 235, 222.21-61, 214, 208, 301,  
248/297.21; 108/152, 108; 312/408, 404;  
40/642.02, 661.03; 229/120.07-34

See application file for complete search history.

(56) **References Cited**

**U.S. PATENT DOCUMENTS**

D252,734 S \* 8/1979 Holcombe ..... D8/380  
D275,178 S \* 8/1984 Yeater ..... D8/380  
D290,931 S \* 7/1987 Powell ..... D8/373

D329,372 S \* 9/1992 Wilms ..... D8/380  
D463,255 S \* 9/2002 Snyder ..... D8/373  
D491,054 S \* 6/2004 Caterinacci, Jr. .... D8/381

\* cited by examiner

*Primary Examiner*—Robert M. Spear

*Assistant Examiner*—Susan Bennett Hattan

(74) *Attorney, Agent, or Firm*—Locke, Liddell & Sapp, LLP

(57) **CLAIM**

The ornamental design for a low-profile, under shelf bracket, as shown and described.

**DESCRIPTION**

FIG. 1 is a front perspective view of our low-profile, under-shelf bracket showing our new design;

FIG. 2 is a top plan view thereof;

FIG. 3 is a front elevation view thereof;

FIG. 4 is a bottom plan view thereof;

FIG. 5 is a rear elevation view thereof;

FIG. 6 is a left side view thereof; and,

FIG. 7 is a right side view thereof.

**1 Claim, 1 Drawing Sheet**

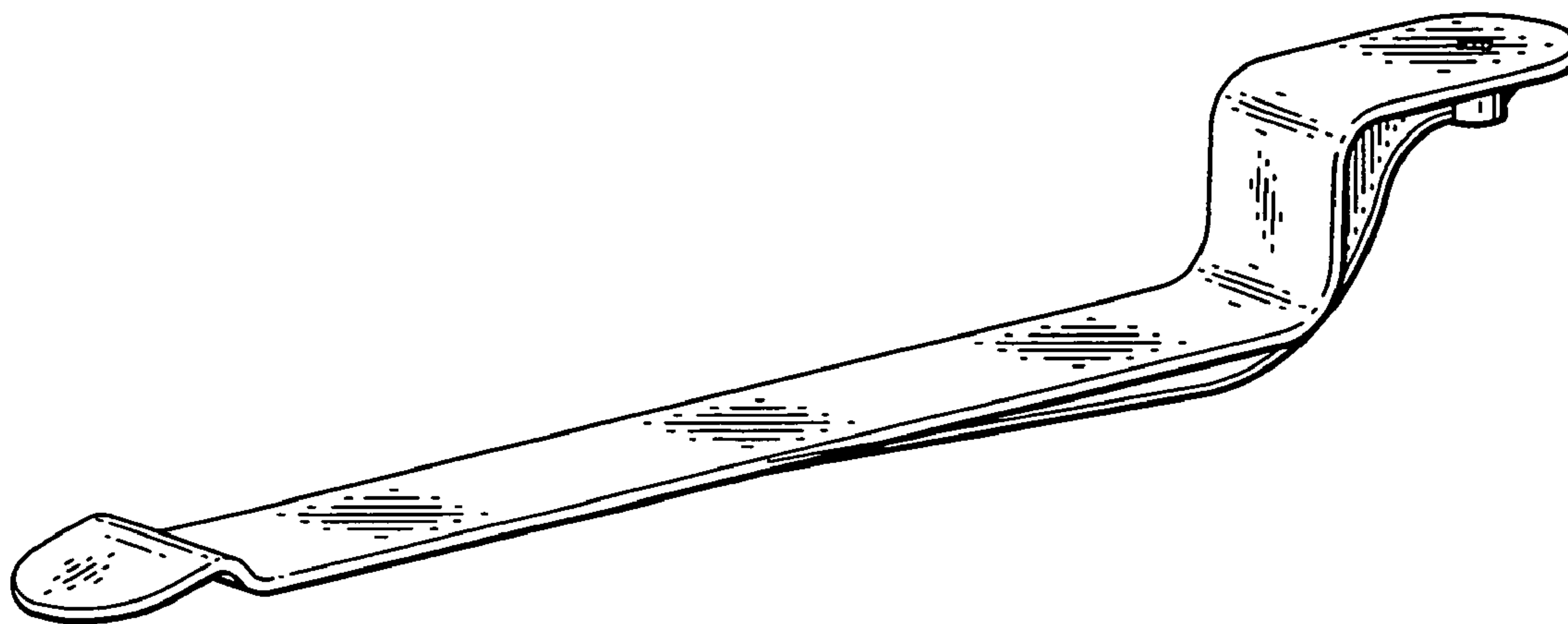


FIG. 1

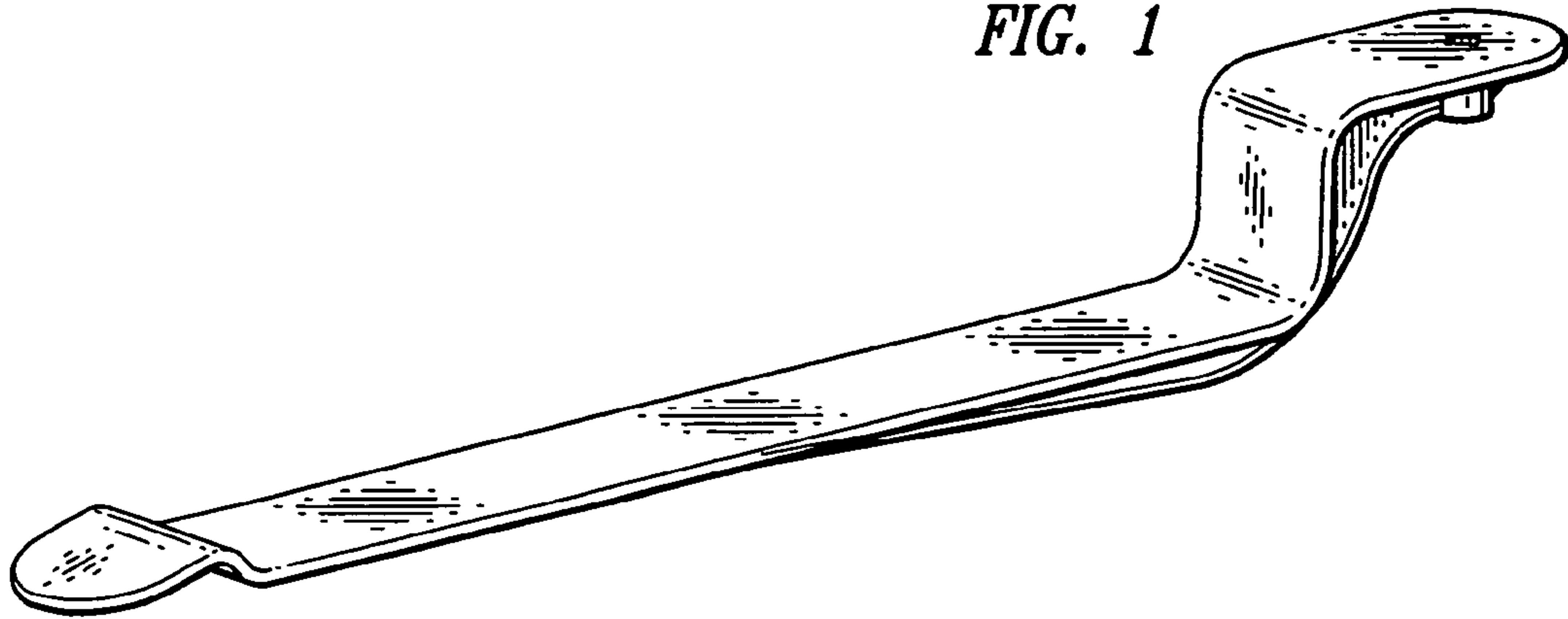


FIG. 2




FIG. 3



FIG. 4




FIG. 5



FIG. 6

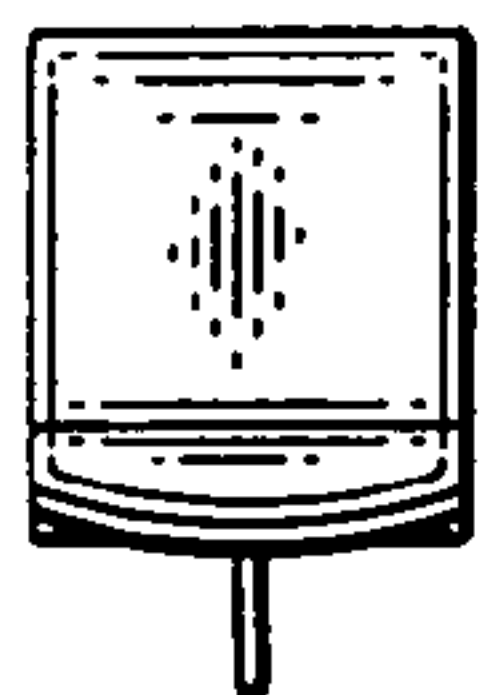


FIG. 7

