



US00D554972S

(12) **United States Design Patent**
Pezzetta

(10) **Patent No.:** **US D554,972 S**

(45) **Date of Patent:** **** Nov. 13, 2007**

(54) **HANDLE**

(75) Inventor: **Roberto Pezzetta**, Porcia (IT)

(73) Assignee: **Electrolux Home Products, Inc.**,
Cleveland, OH (US)

(**) Term: **14 Years**

(21) Appl. No.: **29/246,049**

(22) Filed: **Jan. 10, 2006**

(51) **LOC (8) Cl.** **08-06**

(52) **U.S. Cl.** **D8/319; D8/321**

(58) **Field of Classification Search** D8/300,
D8/302, 305, 307, 310, 315-320, DIG. 1;
D7/339-340, 347-349, 405; D32/2, 3; 16/110.1,
16/412, 414-420, 443-446, 441; D15/81,
D15/85, 89, 91

See application file for complete search history.

(56) **References Cited**

U.S. PATENT DOCUMENTS

D160,776 S	*	11/1950	Desguin et al.	D7/340
D190,266 S	*	5/1961	Watt	D8/316
D374,372 S	*	10/1996	Holbrook, Jr.	D7/340
D486,349 S	*	2/2004	Nichols	D7/340
D524,103 S	*	7/2006	Bradshaw	D7/405
D539,994 S	*	4/2007	Pezzetta et al.	D32/3

* cited by examiner

Primary Examiner—Paula A. Greene

(74) *Attorney, Agent, or Firm*—Banner & Witcoff, Ltd.

(57) **CLAIM**

The ornamental design for a handle, as shown and described.

DESCRIPTION

FIG. 1 is a front perspective view of a handle showing my new design;

FIG. 2 is a front view thereof;

FIG. 3 is a top view thereof;

FIG. 4 is a bottom view thereof;

FIG. 5 is a left side view thereof;

FIG. 6 is a right side view thereof;

FIG. 7 is a front perspective view of an alternative embodiment of a handle showing my new design, the only difference being the length;

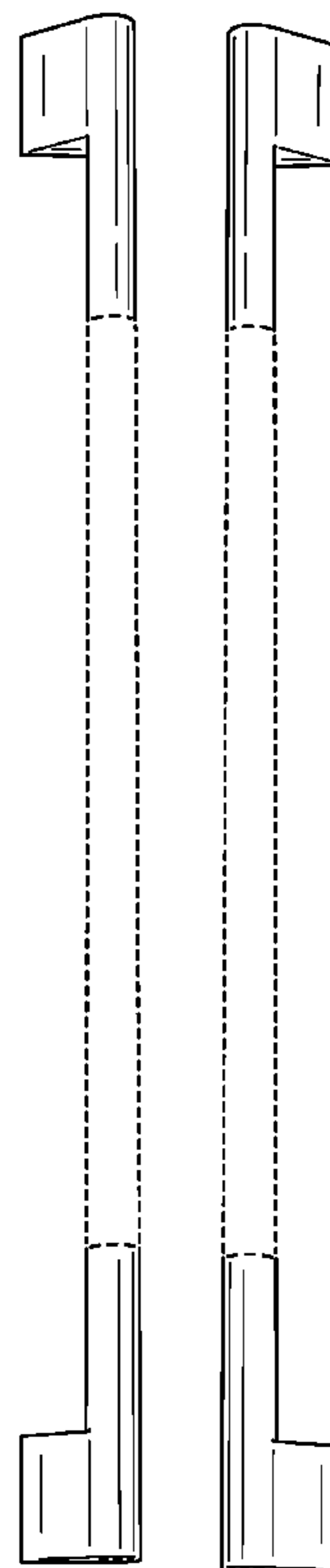
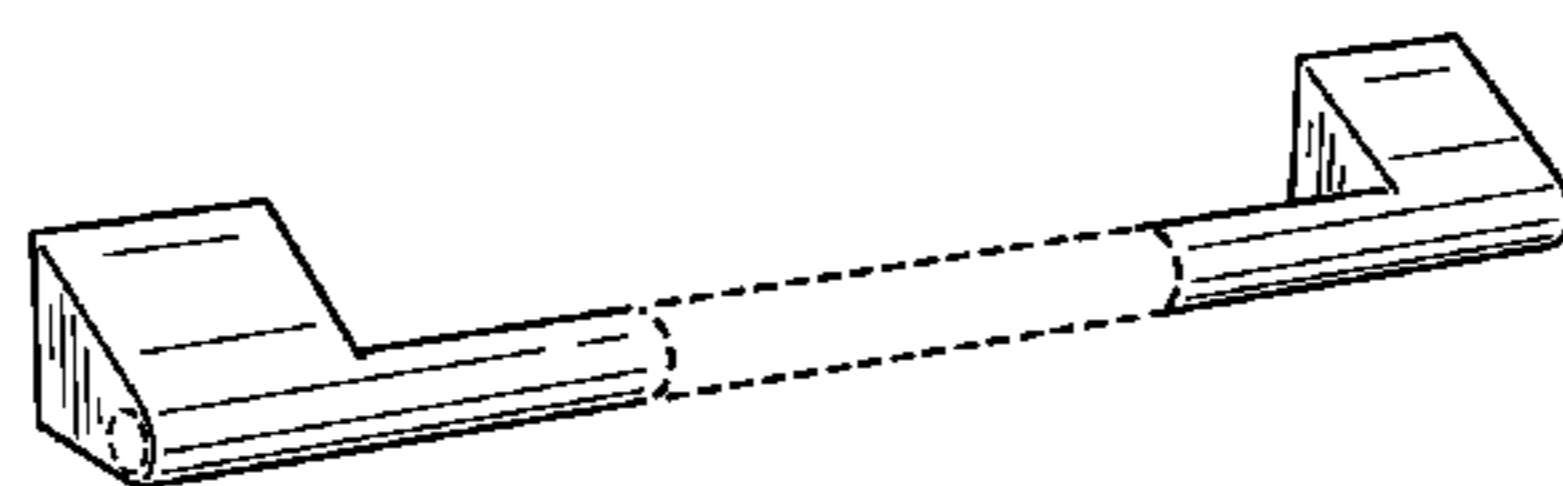
FIG. 8 is a front view thereof;

FIG. 9 is a front perspective view of an alternative embodiment of a handle showing my new design, the only difference being the length; and,

FIG. 10 is a front view thereof.

The broken line showing of various regions, including the unshaded areas therein, is for illustrative purposes and forms no part of the claimed design.

1 Claim, 4 Drawing Sheets



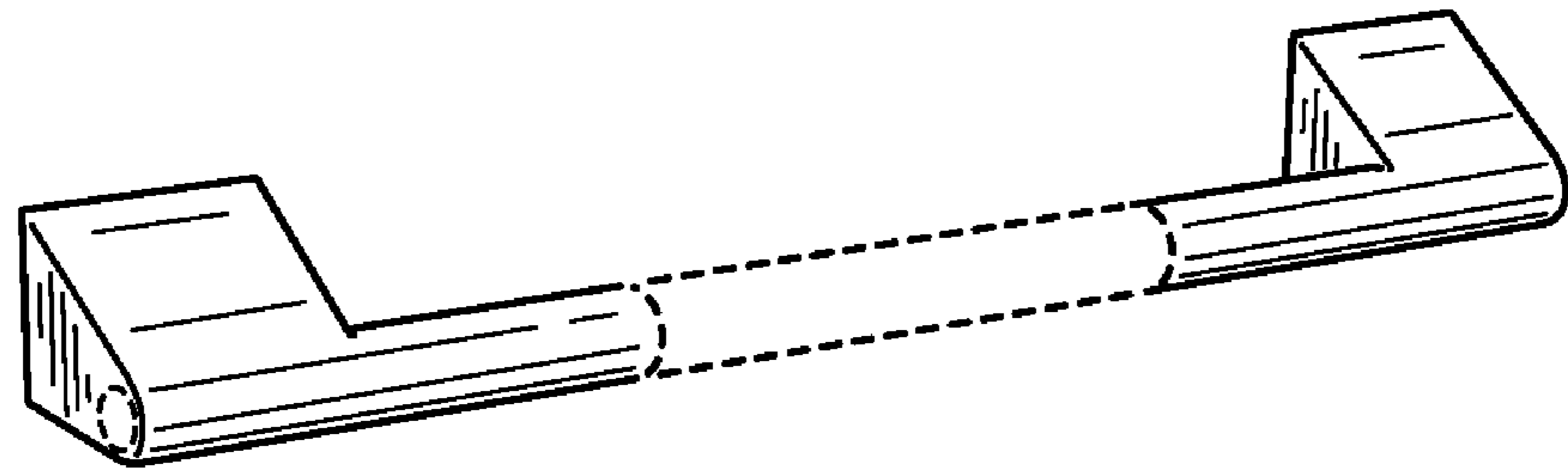


FIG. 1



FIG. 2



FIG. 3




FIG. 4



FIG. 5

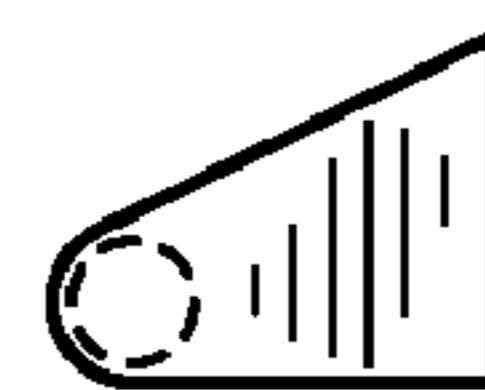


FIG. 6

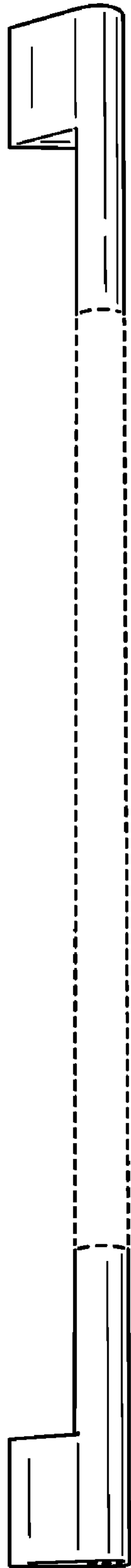


FIG. 7

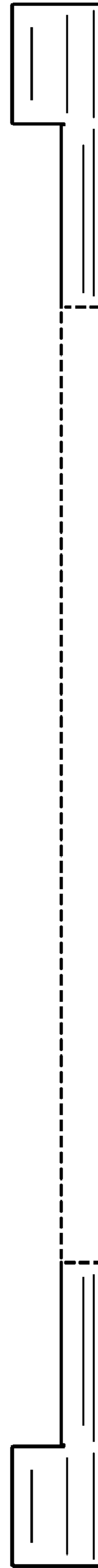


FIG. 8




FIG. 9

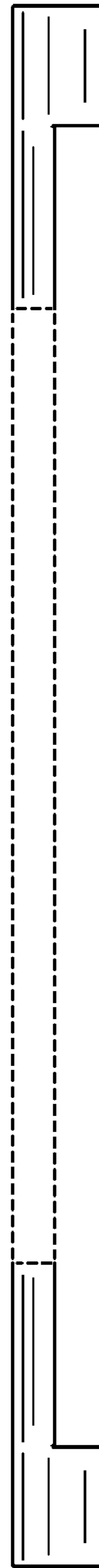


FIG. 10