



US00D554969S

(12) **United States Design Patent**
Kosasih et al.

(10) **Patent No.:** **US D554,969 S**

(45) **Date of Patent:** **** Nov. 13, 2007**

(54) **LEVER**

(75) Inventors: **Angie Kosasih**, Long Beach, CA (US);
Yos Singtoroj, Anaheim, CA (US)

(73) Assignee: **Newfrey LLC**, Newark, DE (US)

(**) Term: **14 Years**

(21) Appl. No.: **29/247,345**

(22) Filed: **Jun. 13, 2006**

(51) **LOC (8) Cl.** **08-06**

(52) **U.S. Cl.** **D8/308**

(58) **Field of Classification Search** D8/300,
D8/307-308, DIG. 10; D23/250-254; 292/336.3,
292/347, 356, 357; 74/523, 543; 16/110.1,
16/412; 4/234

See application file for complete search history.

(56) **References Cited**

U.S. PATENT DOCUMENTS

D80,332 S *	1/1930	Schnell et al.	D8/308
D91,088 S *	11/1933	Schnell	D8/308
D317,706 S *	6/1991	Boeri	D8/308
D357,305 S *	4/1995	Fabian	D23/252
D361,488 S *	8/1995	Carsello	D8/308
D361,489 S *	8/1995	Carsello	D8/308

D393,584 S *	4/1998	D'Andrea et al.	D8/308
D458,829 S *	6/2002	Zoerner	D8/308
D511,671 S *	11/2005	Gorkovenko	D8/308

* cited by examiner

Primary Examiner—Paula A. Greene

(74) *Attorney, Agent, or Firm*—Richard J. Veltman; John D. DelPonti

(57) **CLAIM**

The ornamental design for a lever, as shown and described.

DESCRIPTION

FIG. 1 is a perspective view of a lever showing a new design;

FIG. 2 is a front view thereof, the right side view;

FIG. 3 is a back left side view thereof;

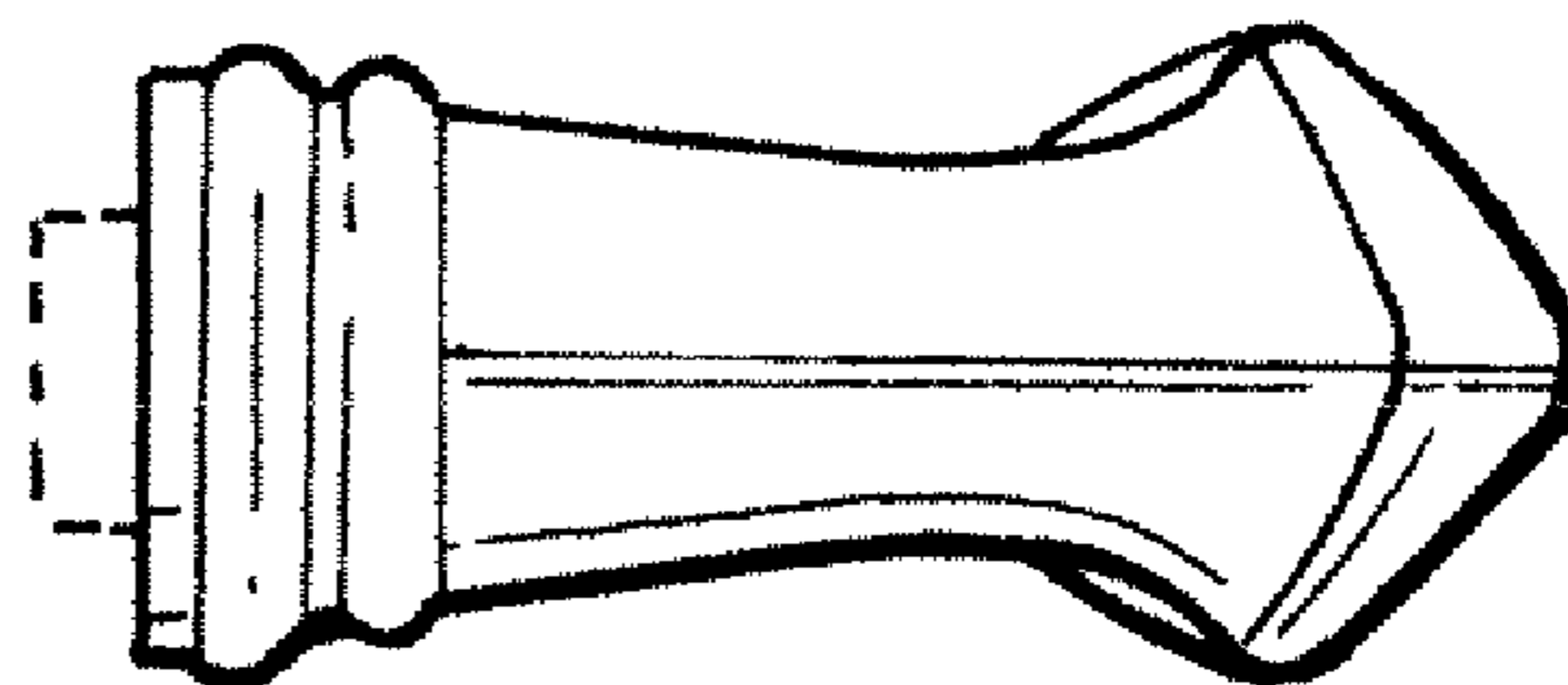

FIG. 4 is a top view thereof, the bottom view being a mirror image;

FIG. 5 is a right side view thereof; and,

FIG. 6 is a left side view thereof.

The broken lines in the Figures are for illustrative purposes only and form no part of the claimed design.

1 Claim, 2 Drawing Sheets






FIG. 1



FIG. 2




FIG. 3

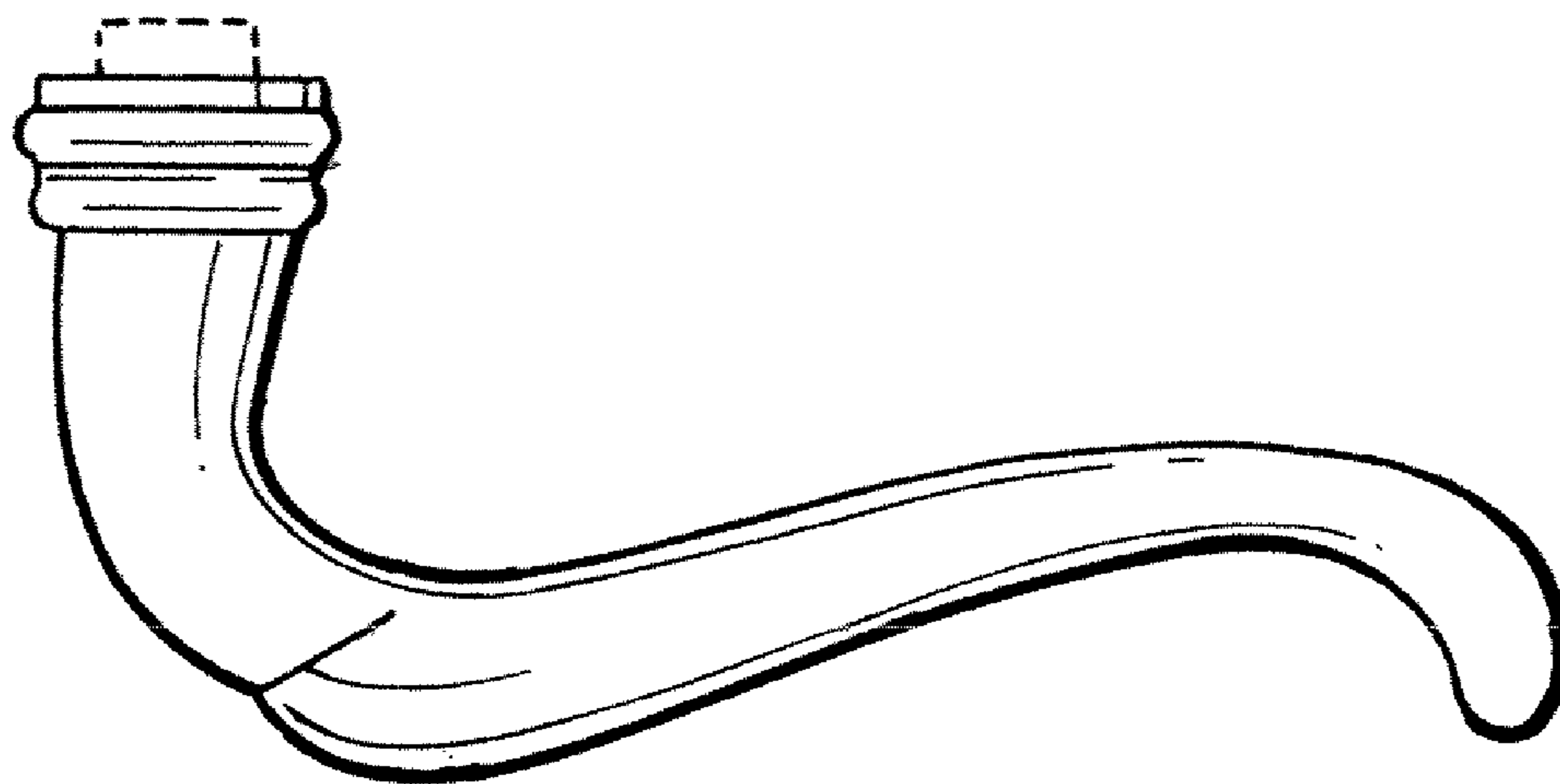


FIG. 4

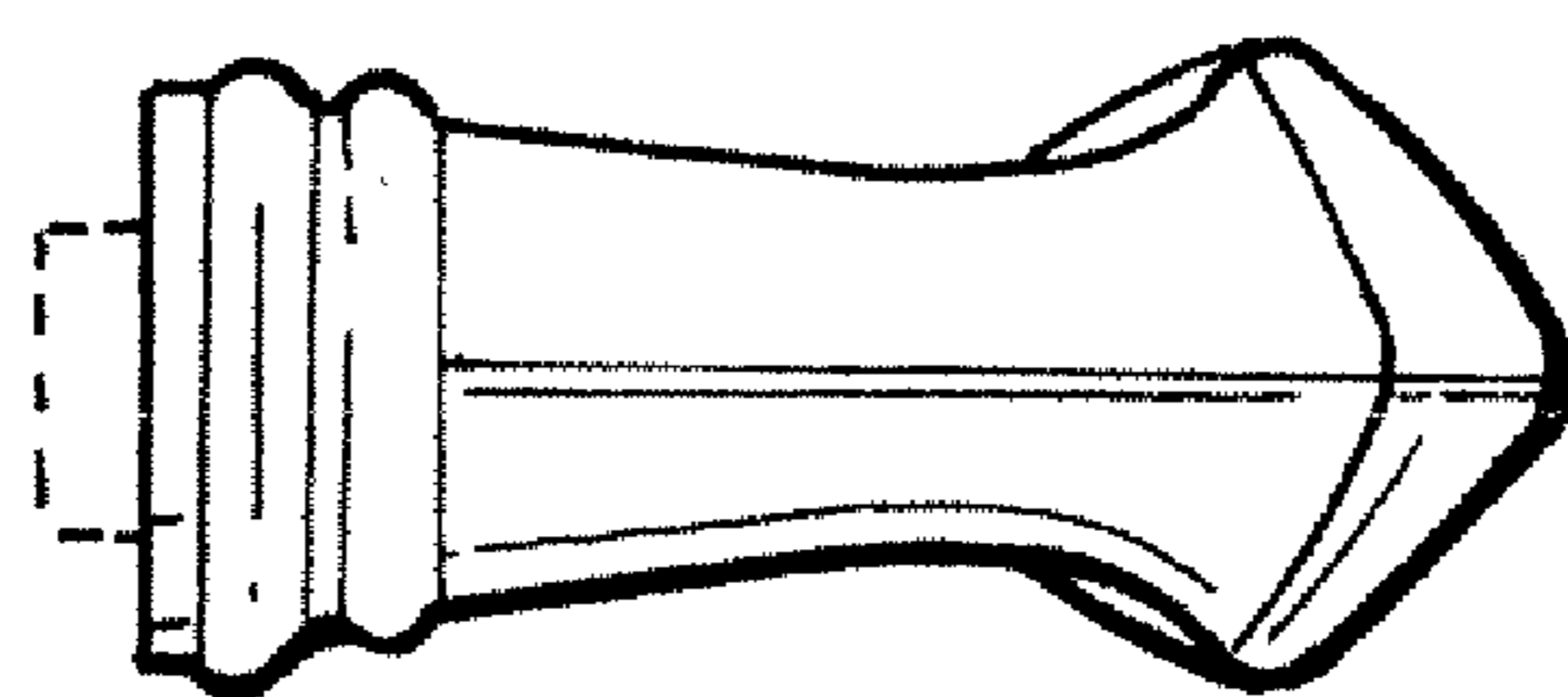


FIG. 5

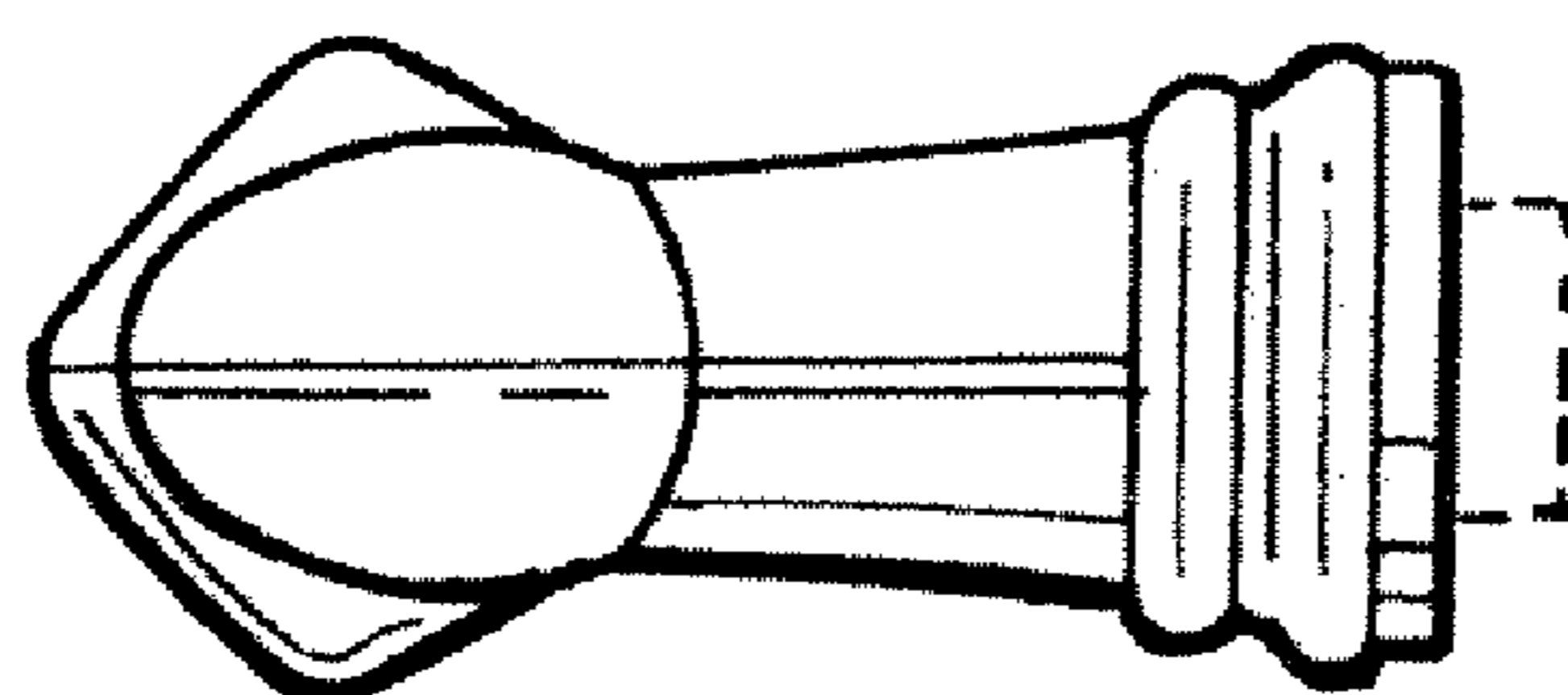


FIG. 6