

US00D554958S

(12) **United States Design Patent**
Kelley et al.

(10) **Patent No.: US D554,958 S**

(45) **Date of Patent: ** Nov. 13, 2007**

(54) **LEAF RAKE**

(76) Inventors: **Joseph Adam Kelley**, 3502 E. Hickory
La., Chandler, OK (US) 74834;
Richard Joseph Kelley, 6714 N.
Oakcliff Dr., Tulsa, OK (US) 74126

(**) Term: **14 Years**

(21) Appl. No.: **29/253,781**

(22) Filed: **Feb. 13, 2006**

(51) **LOC (8) Cl.** **08-01**

(52) **U.S. Cl.** **D8/13**

(58) **Field of Classification Search** D8/6,
D8/13; 56/400.01, 400.16, 400.21

See application file for complete search history.

(56) **References Cited**

U.S. PATENT DOCUMENTS

524,215	A *	8/1894	Quigley	56/400.16
531,722	A *	1/1895	Hart	56/400.16
D230,558	S *	3/1974	Laible	D8/13
D296,510	S *	7/1988	Cohen	D8/13
4,776,158	A	10/1988	Baum		
4,791,780	A *	12/1988	Phillips	56/400.04
5,142,855	A	9/1992	Guidarelli		

D376,742	S *	12/1996	Filowiak et al.	D8/13
5,641,237	A *	6/1997	Albert et al.	403/372
D391,132	S *	2/1998	Gandee et al.	D8/13
6,120,073	A	9/2000	Jones		
6,199,245	B1 *	3/2001	Blessing	16/430
D465,705	S *	11/2002	Hinden	D8/13
D484,373	S *	12/2003	Ross	D8/13

* cited by examiner

Primary Examiner—Holly Baynham

Assistant Examiner—Sheryl Friedman

(74) *Attorney, Agent, or Firm*—Molly D. McKay

(57) **CLAIM**

The ornamental design for a leaf rake, as shown and described.

DESCRIPTION

FIG. 1 is a front elevation showing my new design;

FIG. 2 is a right side elevation thereof;

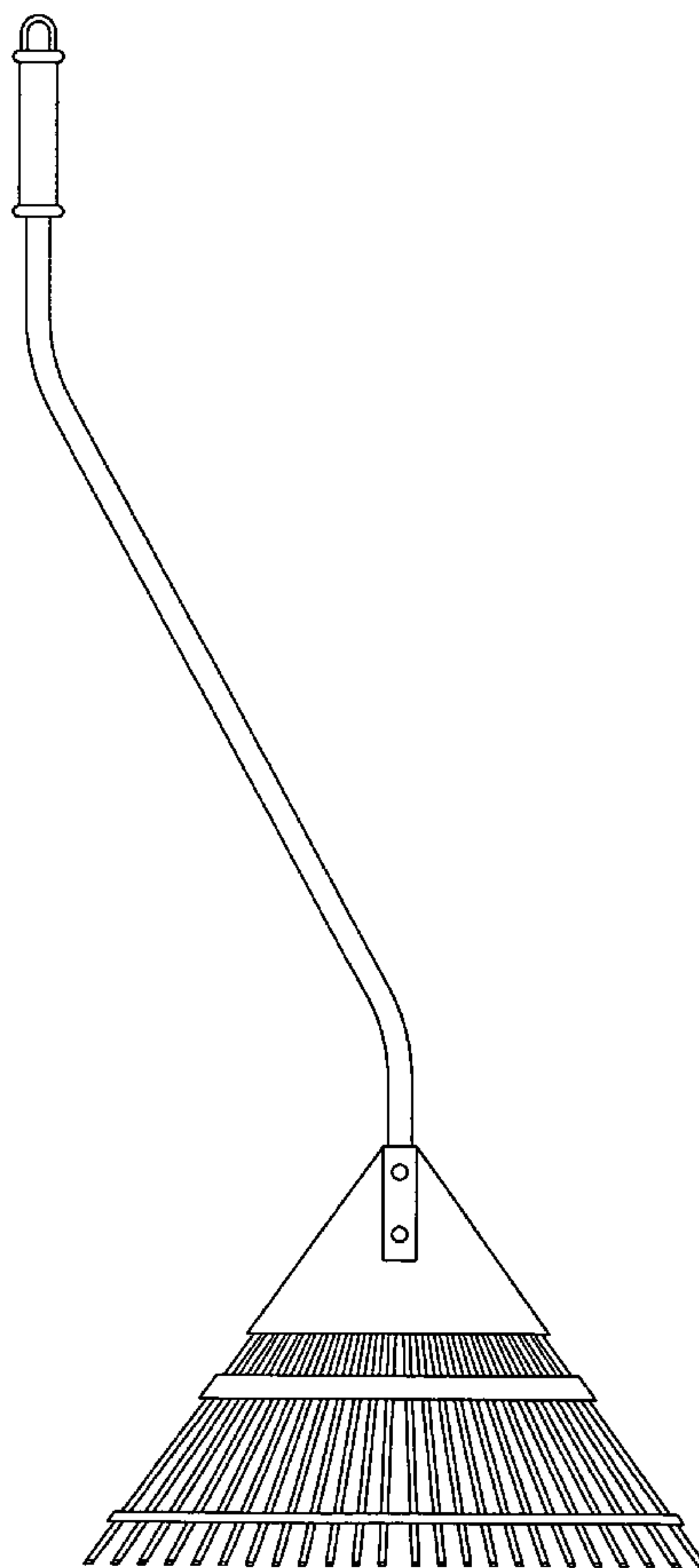
FIG. 3 is a rear elevation thereof;

FIG. 4 is a left side elevation thereof;

FIG. 5 is a top plan view thereof; and,

FIG. 6 is a bottom plan view thereof.

1 Claim, 3 Drawing Sheets



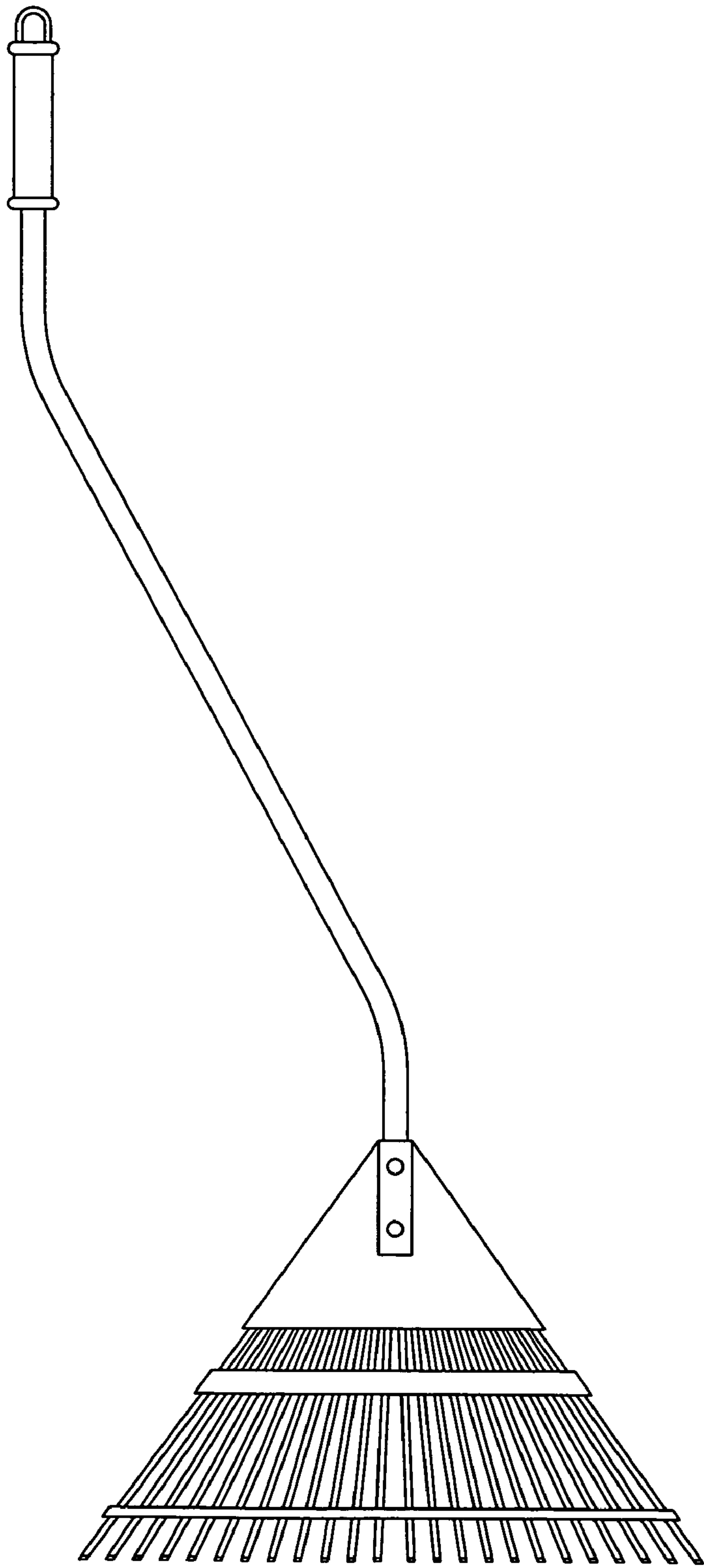


Fig. 1

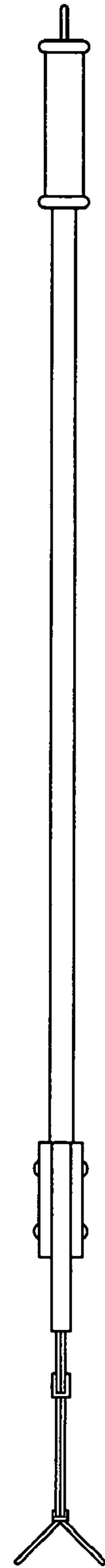


Fig. 2

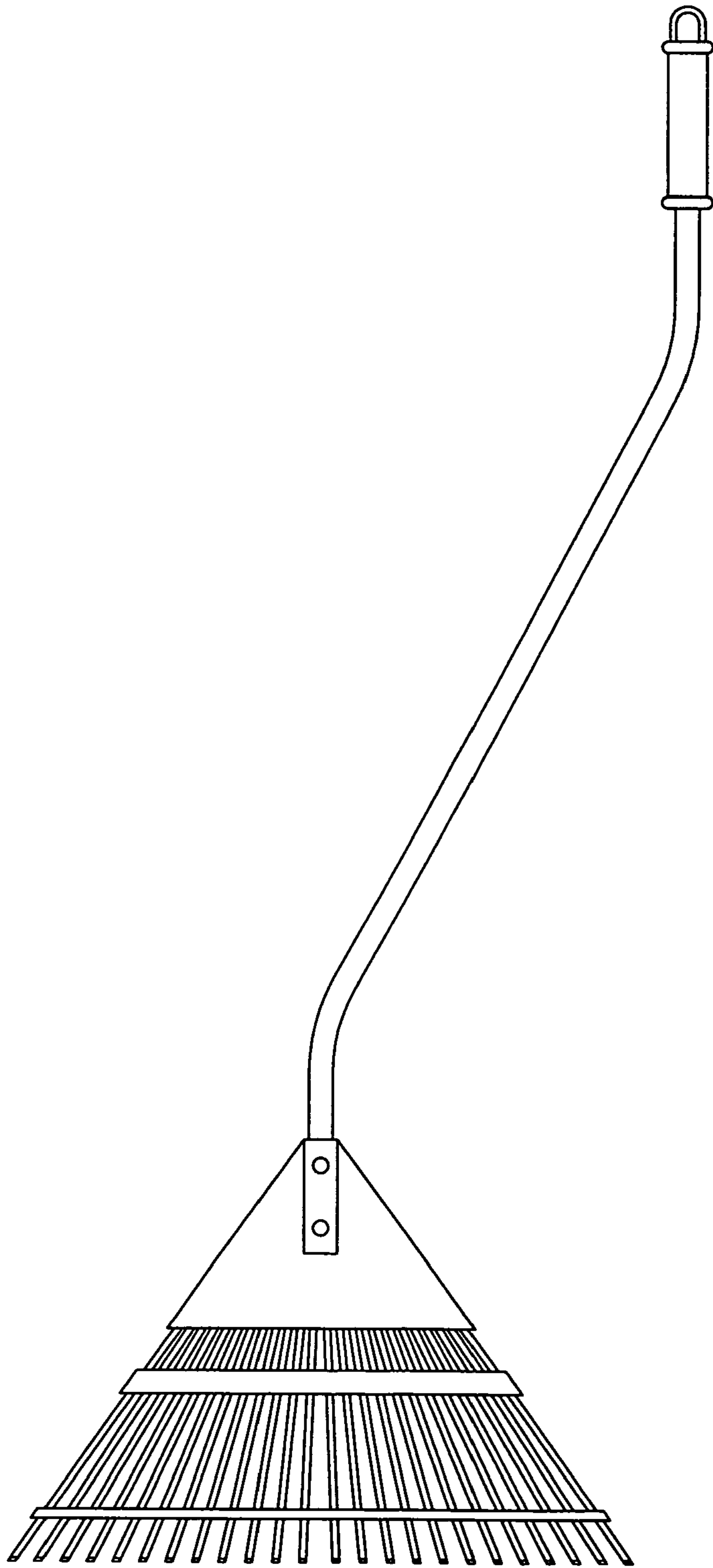


Fig. 3

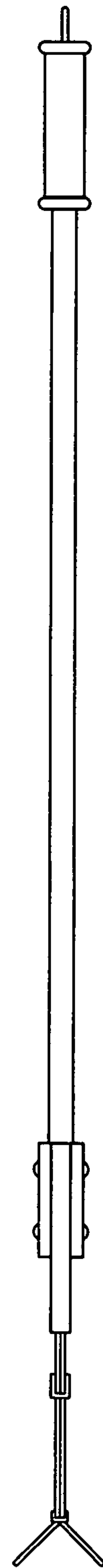


Fig. 4

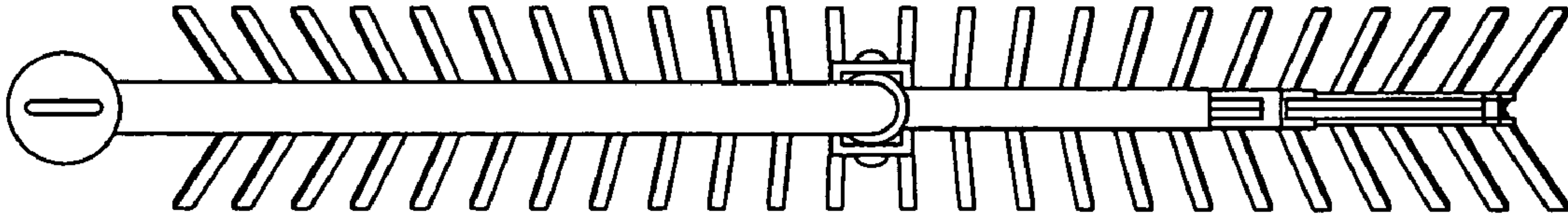


Fig. 5

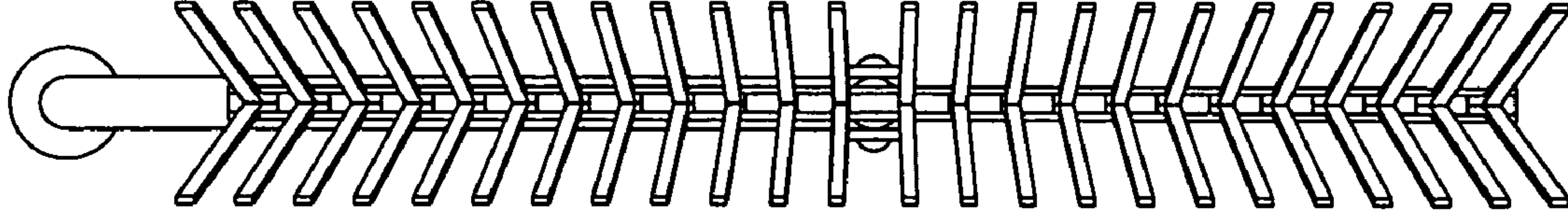


Fig. 6