



US00D554942S

(12) **United States Design Patent**  
**Wellner**

(10) **Patent No.:** **US D554,942 S**

(45) **Date of Patent:** **\*\* Nov. 13, 2007**

(54) **HANDLE FOR A UTENSIL**

(75) Inventor: **Lucie L. Wellner**, Pompey, NY (US)

(73) Assignee: **World Tableware Inc.**, Toledo, OH (US)

(\*\*) Term: **14 Years**

(21) Appl. No.: **29/242,699**

(22) Filed: **Nov. 14, 2005**

(51) **LOC (8) Cl.** ..... **07-02**

(52) **U.S. Cl.** ..... **D7/401.2**

(58) **Field of Classification Search** ..... D7/368,  
D7/401.2, 642-664, 688-692, 669, 675, 676,  
D7/683; 30/137, 141, 142, 340, 147-150,  
30/322-329, 342-345; 416/70 R  
See application file for complete search history.

(56) **References Cited**

**U.S. PATENT DOCUMENTS**

D16,568 S *	3/1886	Hirschfeld	.....	D7/662
D185,085 S *	5/1959	Jones	.....	D7/662
D278,301 S *	4/1985	Laslo	.....	D7/649
D309,849 S *	8/1990	Callinan	.....	D7/649
D313,333 S	1/1991	Unger		
D423,285 S *	4/2000	Toffolon	.....	D7/401.2
D423,286 S *	4/2000	Toffolon	.....	D7/401.2
D446,087 S *	8/2001	Riemer et al.	.....	D7/645
D447,389 S *	9/2001	Riemer	.....	D7/645
D479,103 S *	9/2003	McMullin	.....	D7/645

D490,283 S *	5/2004	Ito	.....	D7/662
D499,938 S *	12/2004	McMullin	.....	D7/645
D506,647 S *	6/2005	McMullin	.....	D7/650

\* cited by examiner

*Primary Examiner*—Caron D. Veynar

*Assistant Examiner*—Ricky Pham

(74) *Attorney, Agent, or Firm*—MacMillan, Sobanski & Todd, LLC

(57) **CLAIM**

The ornamental design for a handle for a utensil, as shown and described.

**DESCRIPTION**

FIG. 1 is a top plan view of a handle for a utensil according to the present design;

FIG. 2 is a right side elevational view thereof;

FIG. 3 is a bottom plan view thereof;

FIG. 4 is a left side elevational view thereof;

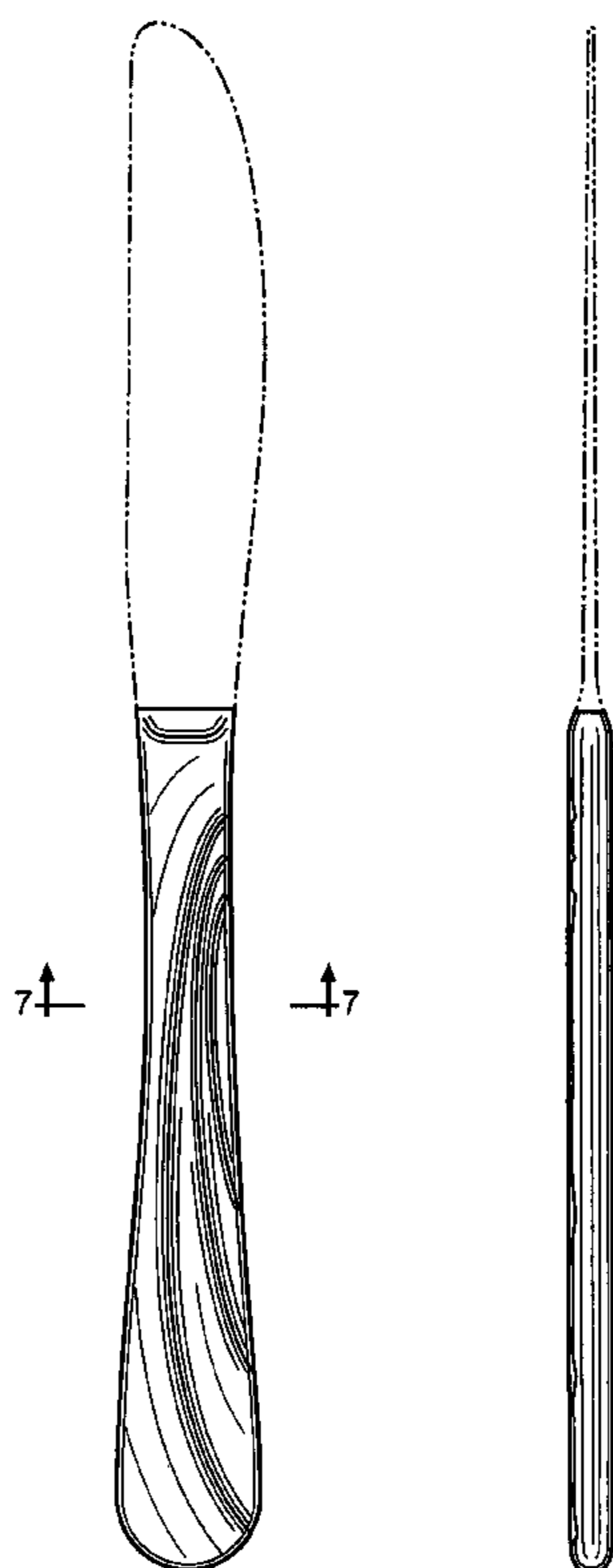
FIG. 5 is a first end elevational view thereof;

FIG. 6 is a second end elevational view thereof; and,

FIG. 7 is an enlarged cross-sectional view taken through line 7—7 of FIG. 1.

The broken lines shown FIGS. 1-4 are illustrative of environmental structure only and form no part of the claimed design.

**1 Claim, 3 Drawing Sheets**



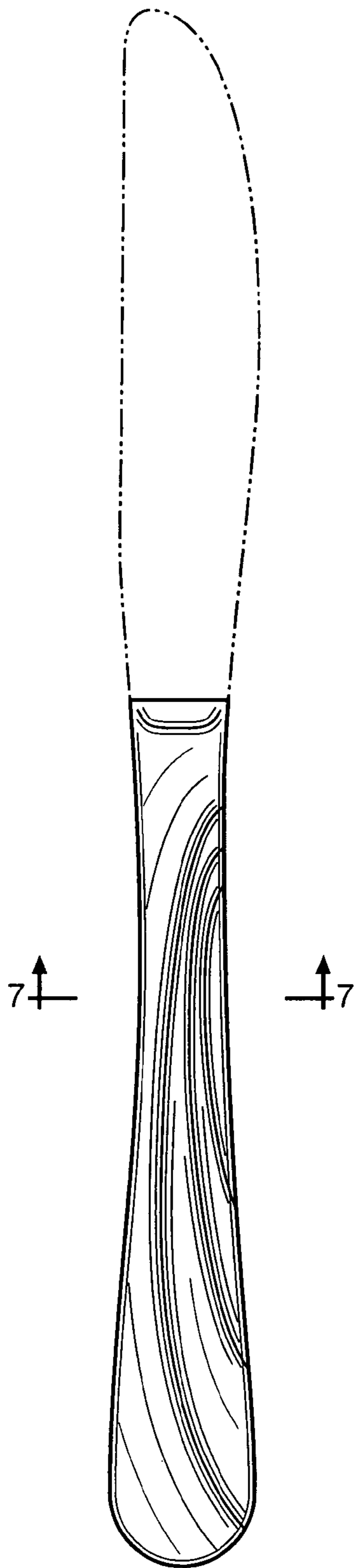
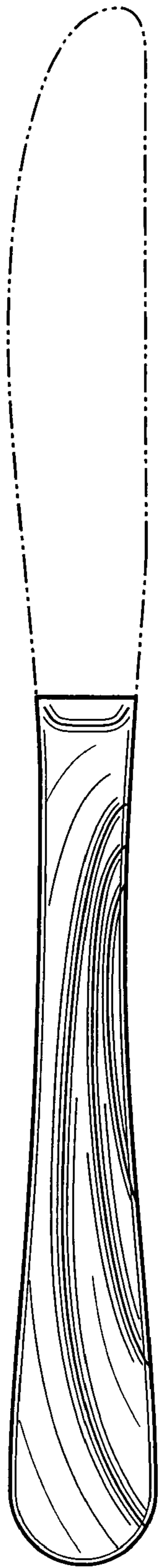


FIG. 1




FIG. 2



—FIG. 3



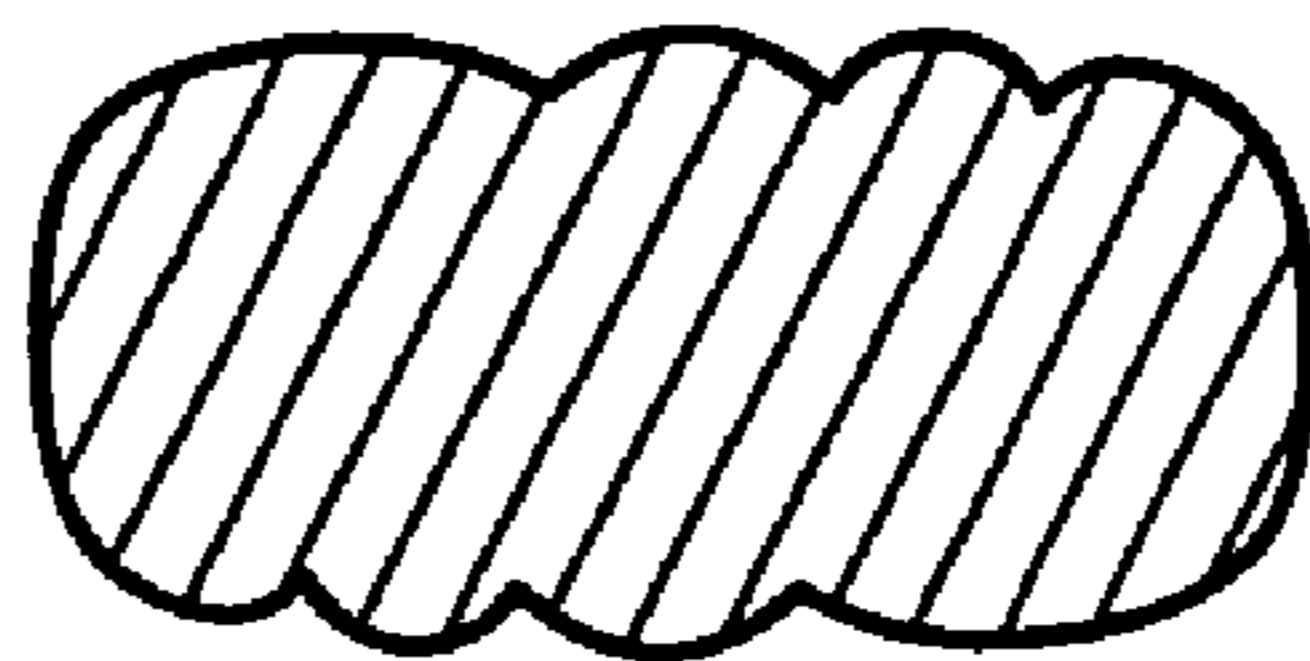
—FIG. 4



—FIG. 5



—FIG. 6



—FIG. 7