

US00D554932S

(12) **United States Design Patent**  
**Kim et al.**

(10) **Patent No.:** **US D554,932 S**

(45) **Date of Patent:** **\*\* Nov. 13, 2007**

(54) **TOASTER**

(75) Inventors: **Tong Jin Kim**, Evanston, IL (US);  
**Taiwon Choi**, Chicago, IL (US); **Jeff Mathison**, Chicago, IL (US); **Augusto Picozza**, Boca Raton, FL (US)

(73) Assignee: **Sunbeam Products, Inc.**, Boca Raton, FL (US)

(\*\*) Term: **14 Years**

(21) Appl. No.: **29/272,483**

(22) Filed: **Feb. 7, 2007**

(51) **LOC (8) Cl.** ..... **07-02**

(52) **U.S. Cl.** ..... **D7/330**

(58) **Field of Classification Search** ..... D7/323,  
D7/328-333, 385, 390, 340, 341, 346, 354-365,  
D7/367, 402, 405-411; D13/158, 162, 162.1,  
D13/163; D21/525; 99/331, 332, 357, 375,  
99/385; 219/214, 388, 405, 443.1, 450.1,  
219/492

See application file for complete search history.

(56) **References Cited**

U.S. PATENT DOCUMENTS

- D345,074 S \* 3/1994 Myers et al. .... D7/330
- D394,983 S \* 6/1998 Garrett et al. .... D7/330
- D413,224 S \* 8/1999 Cruz et al. .... D7/330

- D415,924 S \* 11/1999 Powel ..... D7/330
- D421,693 S \* 3/2000 Carbone ..... D7/330
- D503,581 S \* 4/2005 Wong et al. .... D7/330
- D509,702 S \* 9/2005 Picozza et al. .... D7/330
- D510,676 S \* 10/2005 Picozza et al. .... D7/330
- D527,568 S \* 9/2006 Page et al. .... D7/330
- D529,753 S \* 10/2006 Lynch et al. .... D7/330

\* cited by examiner

*Primary Examiner*—Cathron C. Brooks

*Assistant Examiner*—Ricky Pham

(74) *Attorney, Agent, or Firm*—Lawrence J. Shurupoff

(57) **CLAIM**

The ornamental design for a toaster, as shown and described.

**DESCRIPTION**

FIG. 1 is a top front left perspective view of the toaster showing the new design;

FIG. 2 is a left side elevation view thereof;

FIG. 3 is a front elevation view thereof;

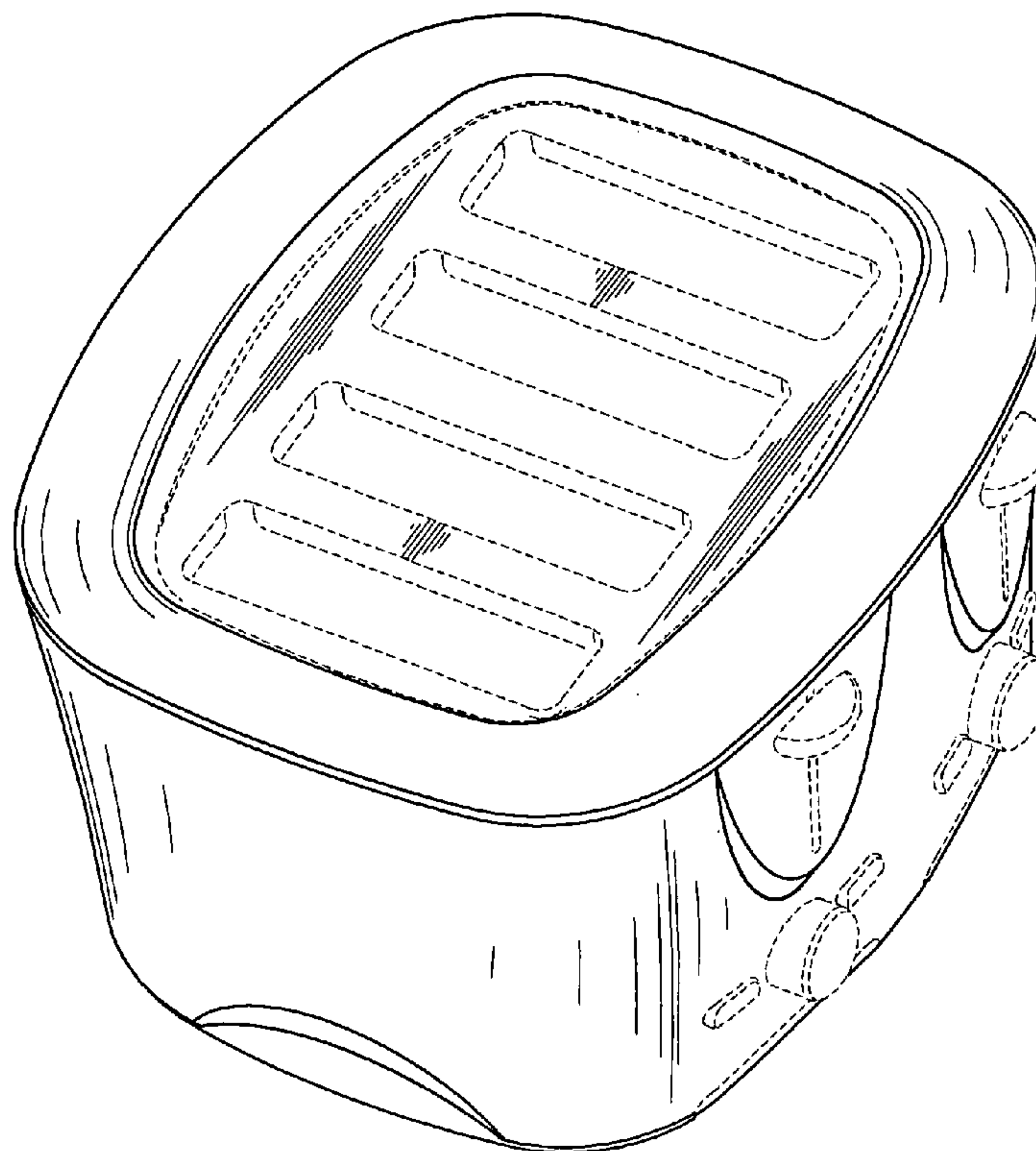
FIG. 4 is a right side elevation view thereof;

FIG. 5 is a rear elevation view thereof; and,

FIG. 6 is a top plan view thereof.

The broken lines in the drawings are for illustrative purposes only and form no part of the claimed design.

**1 Claim, 6 Drawing Sheets**



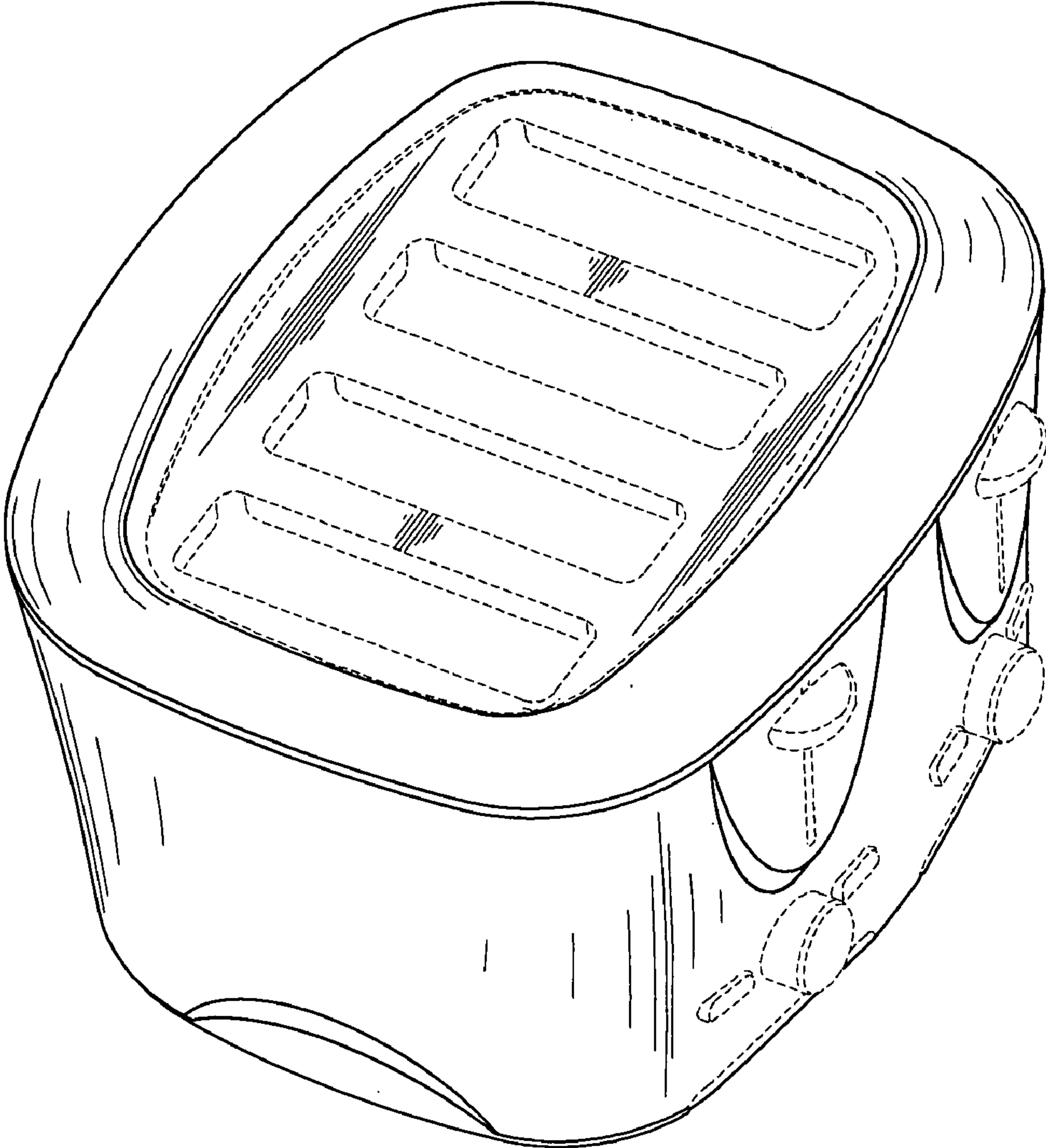


FIG 1

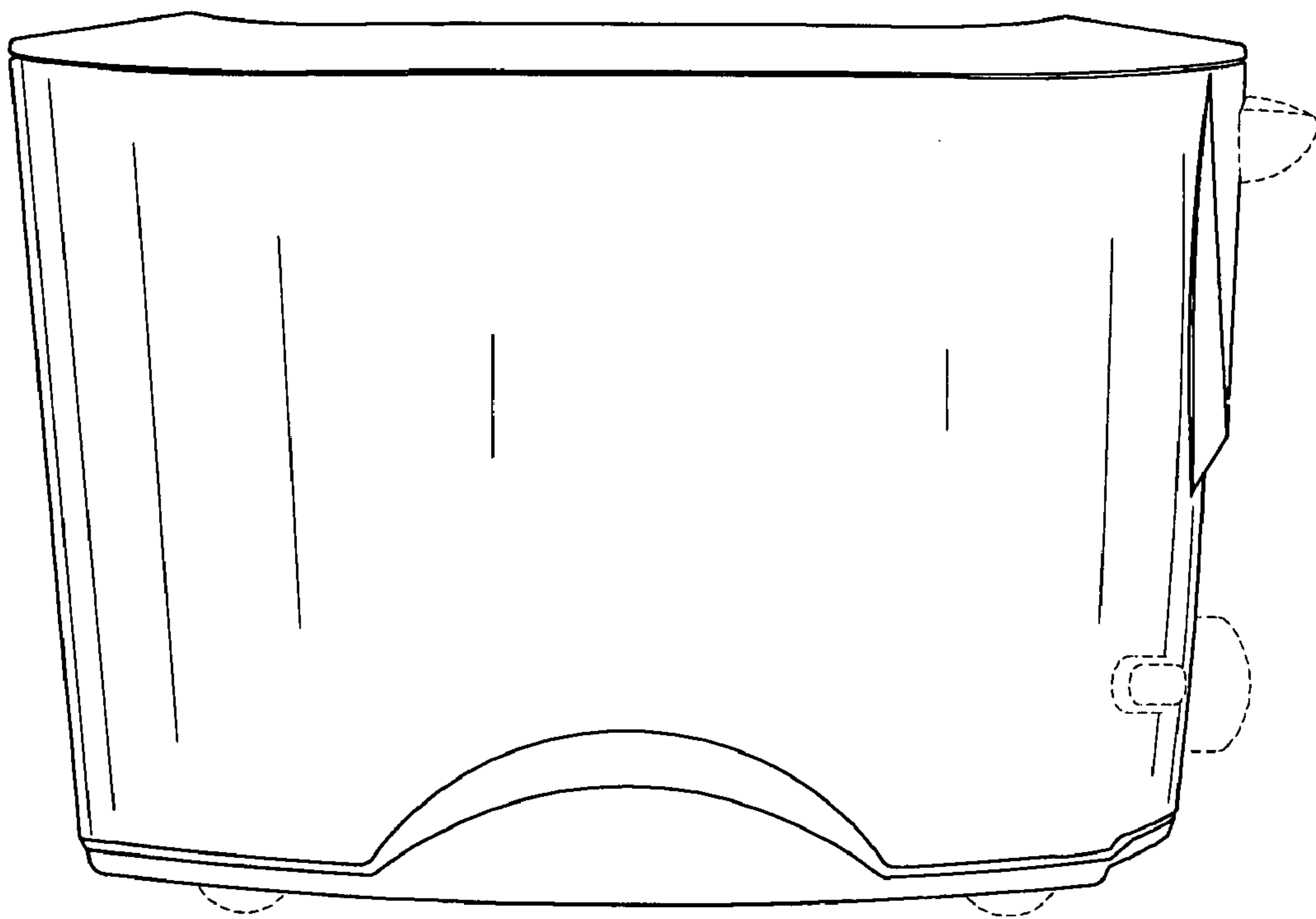


FIG 2

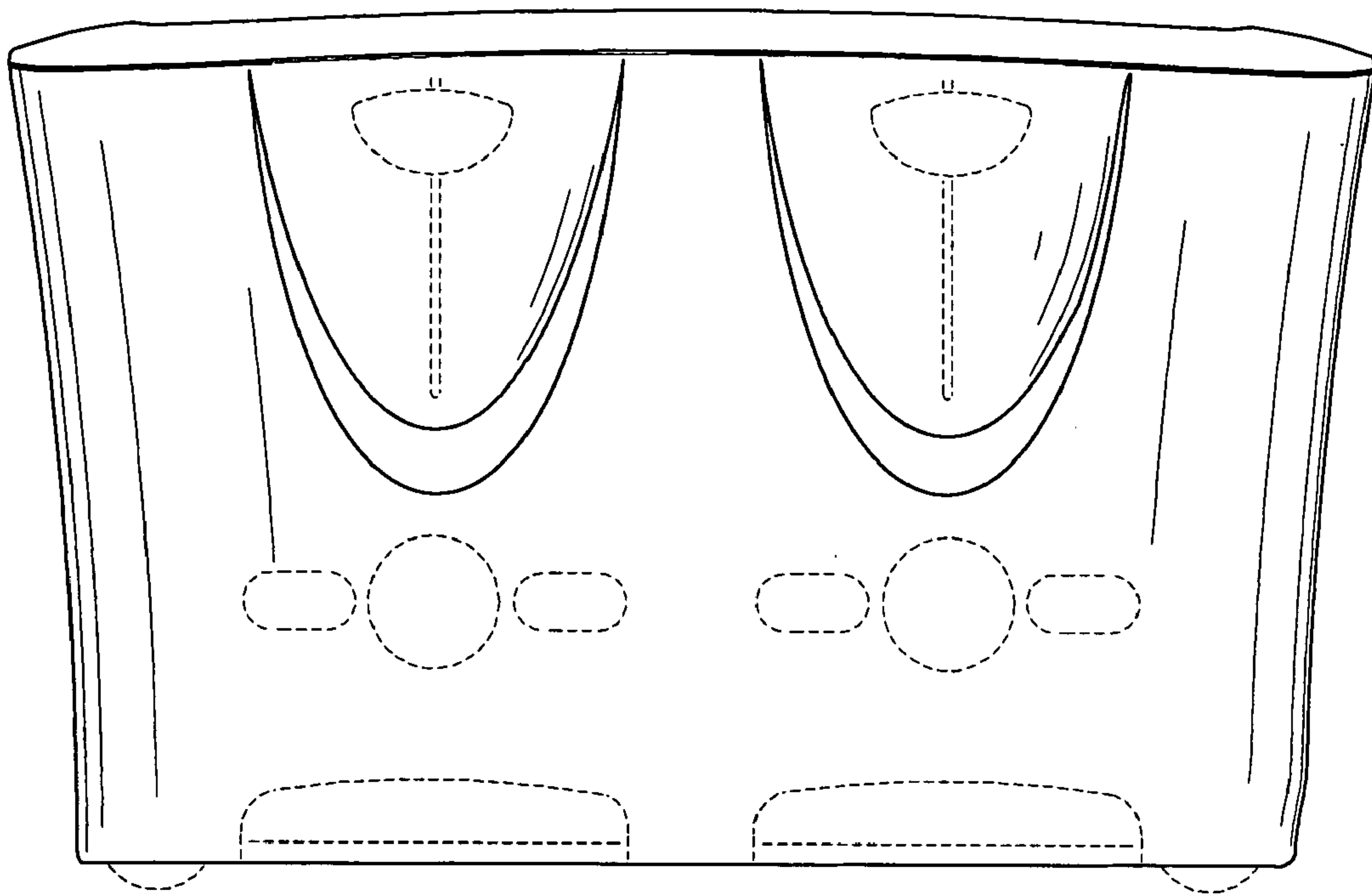


FIG 3

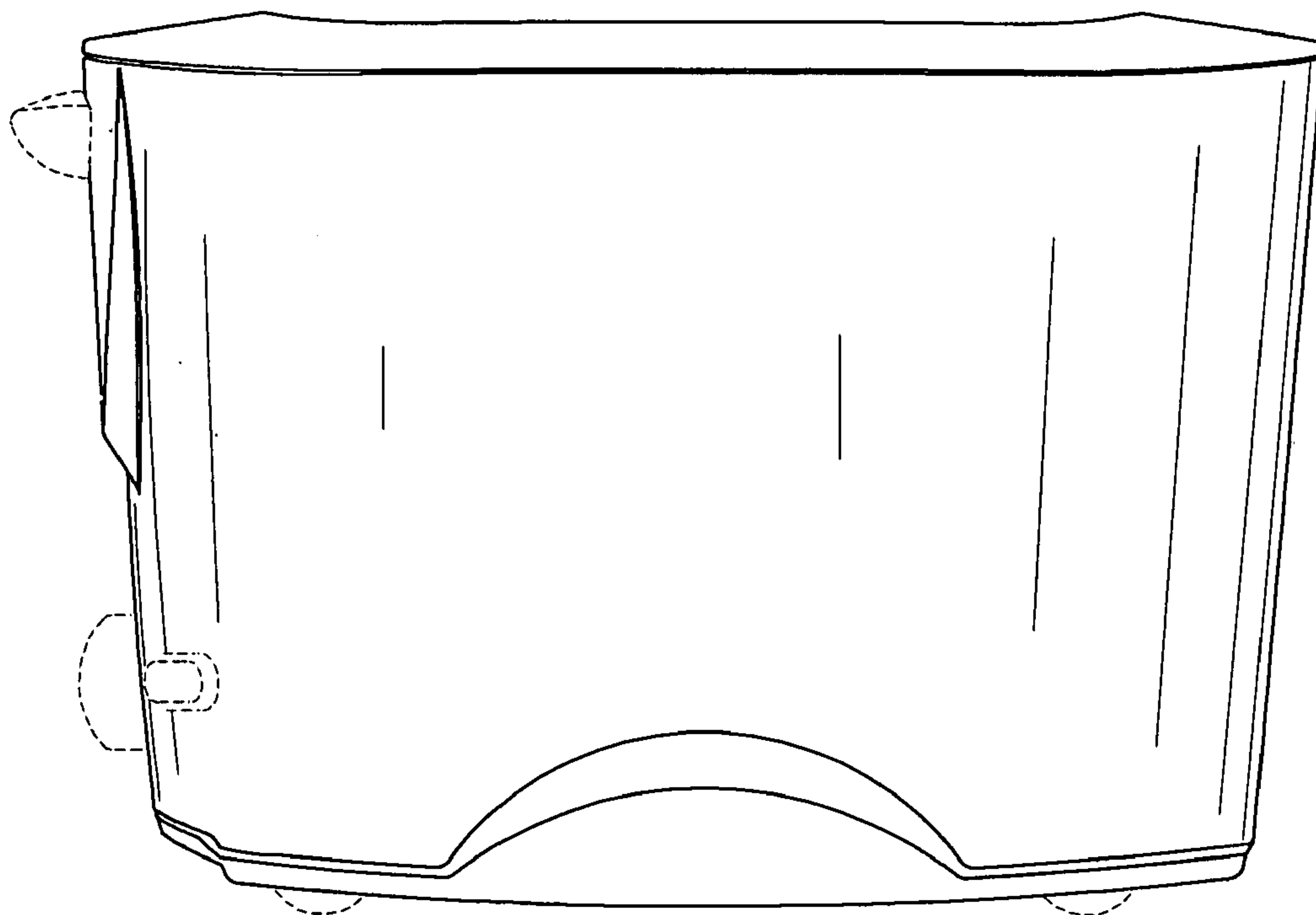


FIG 4




FIG 5

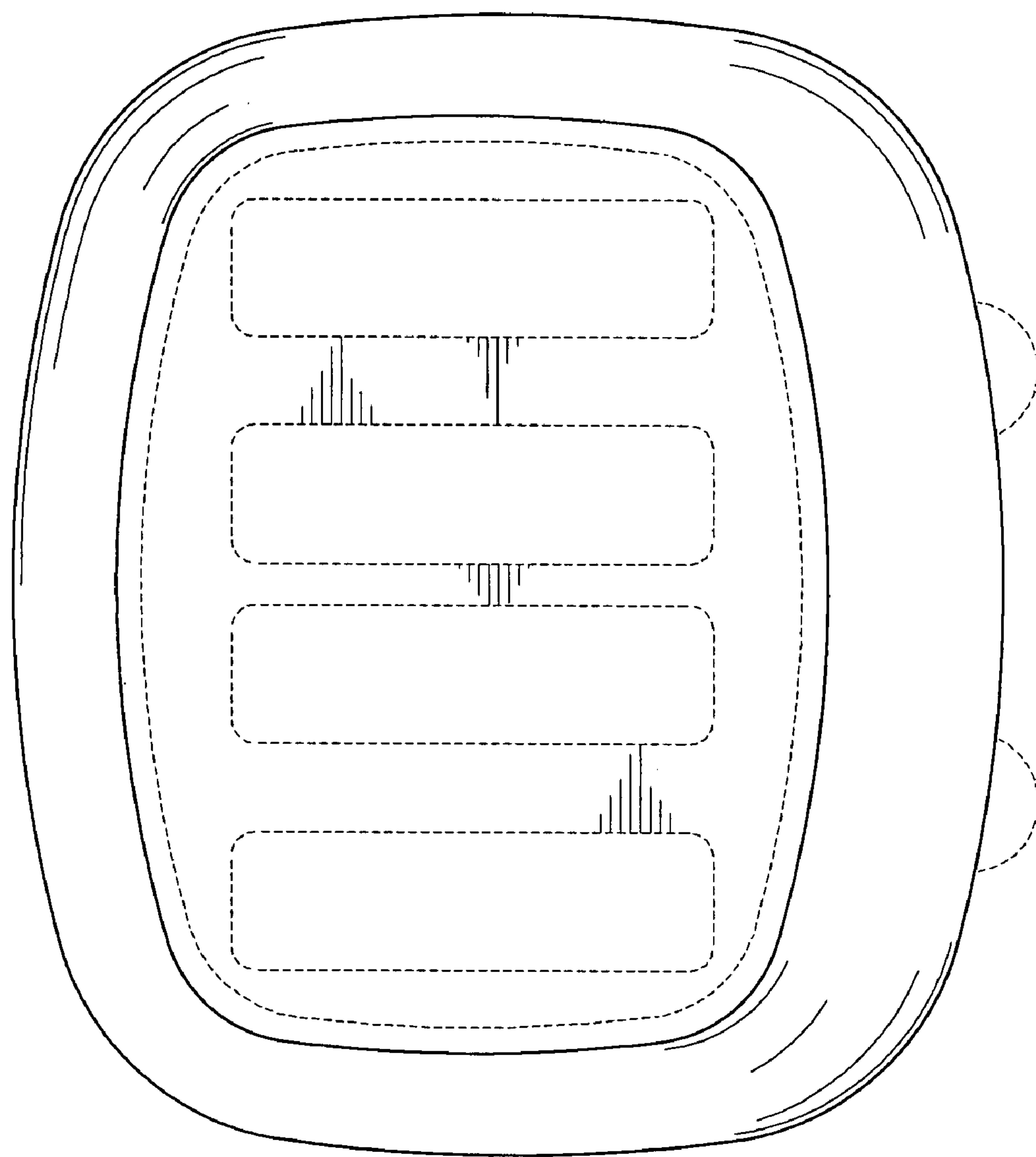


FIG 6