



US00D554920S

(12) **United States Design Patent**  
**Derocher et al.**

(10) **Patent No.:** **US D554,920 S**

(45) **Date of Patent:** **\*\* Nov. 13, 2007**

(54) **STAND FOR A FLAT PANEL TELEVISION**

(75) Inventors: **Michael D. Derocher**, Albany, OR  
(US); **John L. Guenther**, Aptos, CA  
(US); **Mark C. Solomon**, Corvallis, OR  
(US); **Raun Forsyth**, Beaconsfield  
(GB); **Marcus Hogarth**, St Albans  
(GB); **Morten Warren**, Cobham (GB)

(73) Assignee: **Hewlett-Packard Development  
Company, L.P.**, Houston, TX (US)

(\*\*) Term: **14 Years**

(21) Appl. No.: **29/272,426**

(22) Filed: **Feb. 8, 2007**

(51) **LOC (8) Cl.** ..... **06-04**

(52) **U.S. Cl.** ..... **D6/509**

(58) **Field of Classification Search** ..... D6/477-479,  
D6/509, 474, 460-461; D14/128-129, 133;  
312/7.2; 248/917-924; 108/91-92, 59,  
108/96; 211/42, 49.1, 90.04

See application file for complete search history.

(56) **References Cited**

U.S. PATENT DOCUMENTS

D486,804 S \* 2/2004 Takami et al. .... D14/126  
D500,930 S \* 1/2005 Goto et al. .... D6/477  
D518,664 S \* 4/2006 Villalobos et al. .... D6/477

D518,667 S \* 4/2006 Joe et al. .... D6/479  
D529,315 S \* 10/2006 Villalobos et al. .... D6/477  
D537,050 S \* 2/2007 Villalobos et al. .... D14/128  
D537,051 S \* 2/2007 Villalobos et al. .... D14/128  
D537,657 S \* 3/2007 Fujii et al. .... D6/477  
D543,166 S \* 5/2007 Kuramashi et al. .... D14/128

\* cited by examiner

*Primary Examiner*—Elizabeth A. Albert  
*Assistant Examiner*—Kelley A. Donnelly

(57) **CLAIM**

The ornamental design for a stand for a flat panel television,  
as shown and described.

**DESCRIPTION**

FIG. 1 is a front perspective view of a stand for a flat panel  
television;

FIG. 2 is a rear perspective view thereof;

FIG. 3 is another front view thereof;

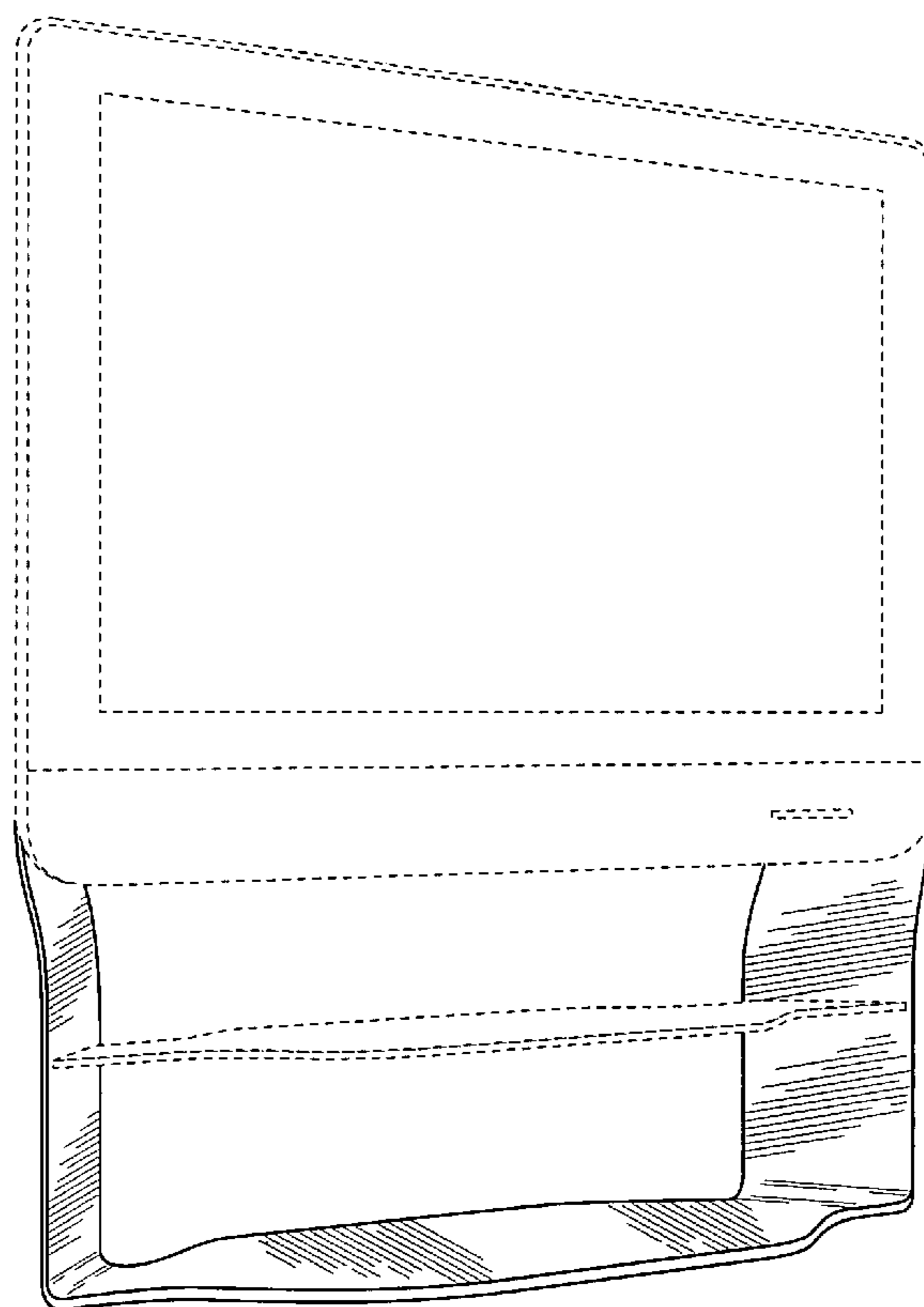
FIG. 4 is an another rear view thereof;

FIG. 5 is a first end view thereof; and,

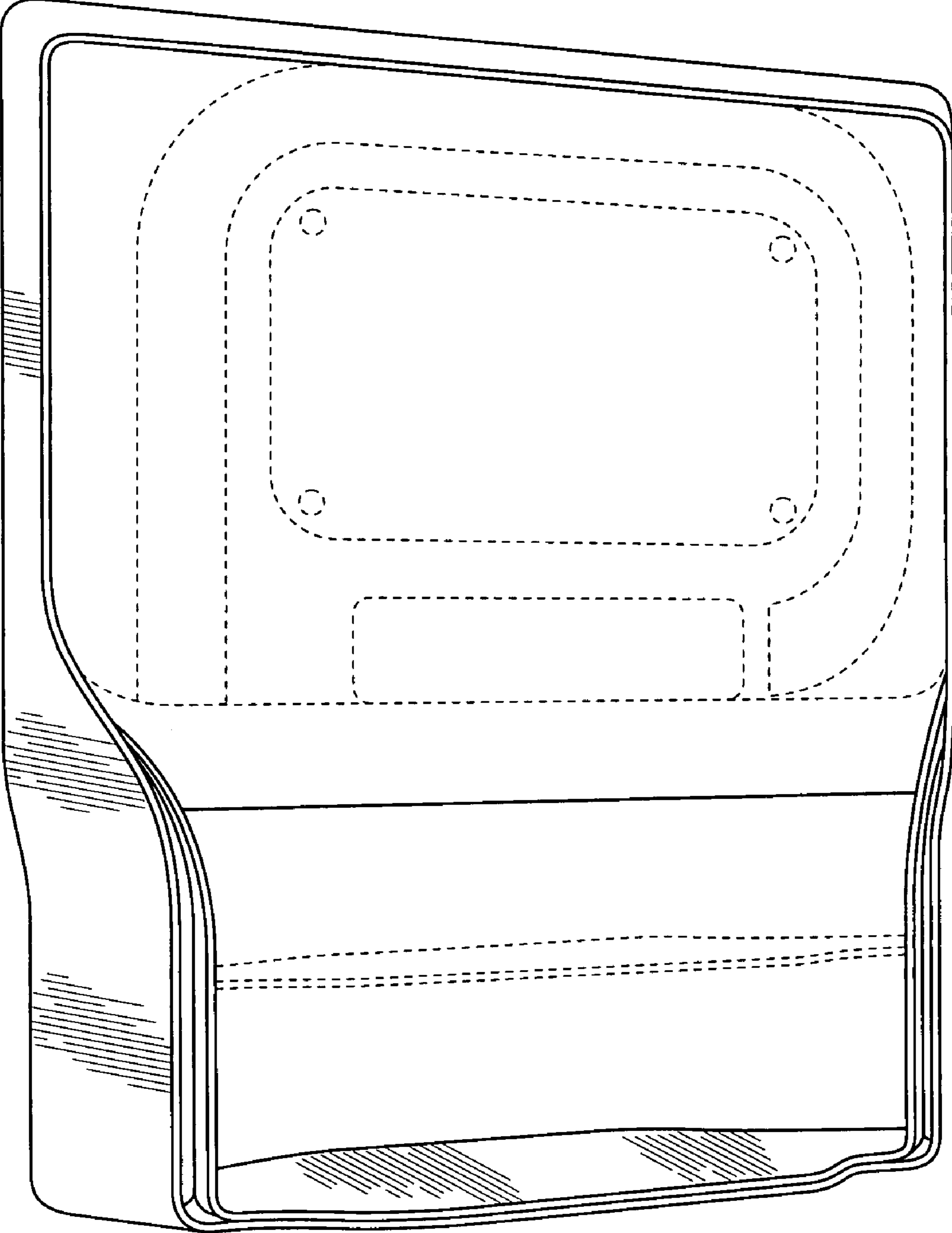
FIG. 6 is a second end view thereof.

The broken lines showing the flat panel television and a  
portion inside the stand are included for the purpose of  
illustrating environment and form no part of the claimed  
design.


**1 Claim, 4 Drawing Sheets**



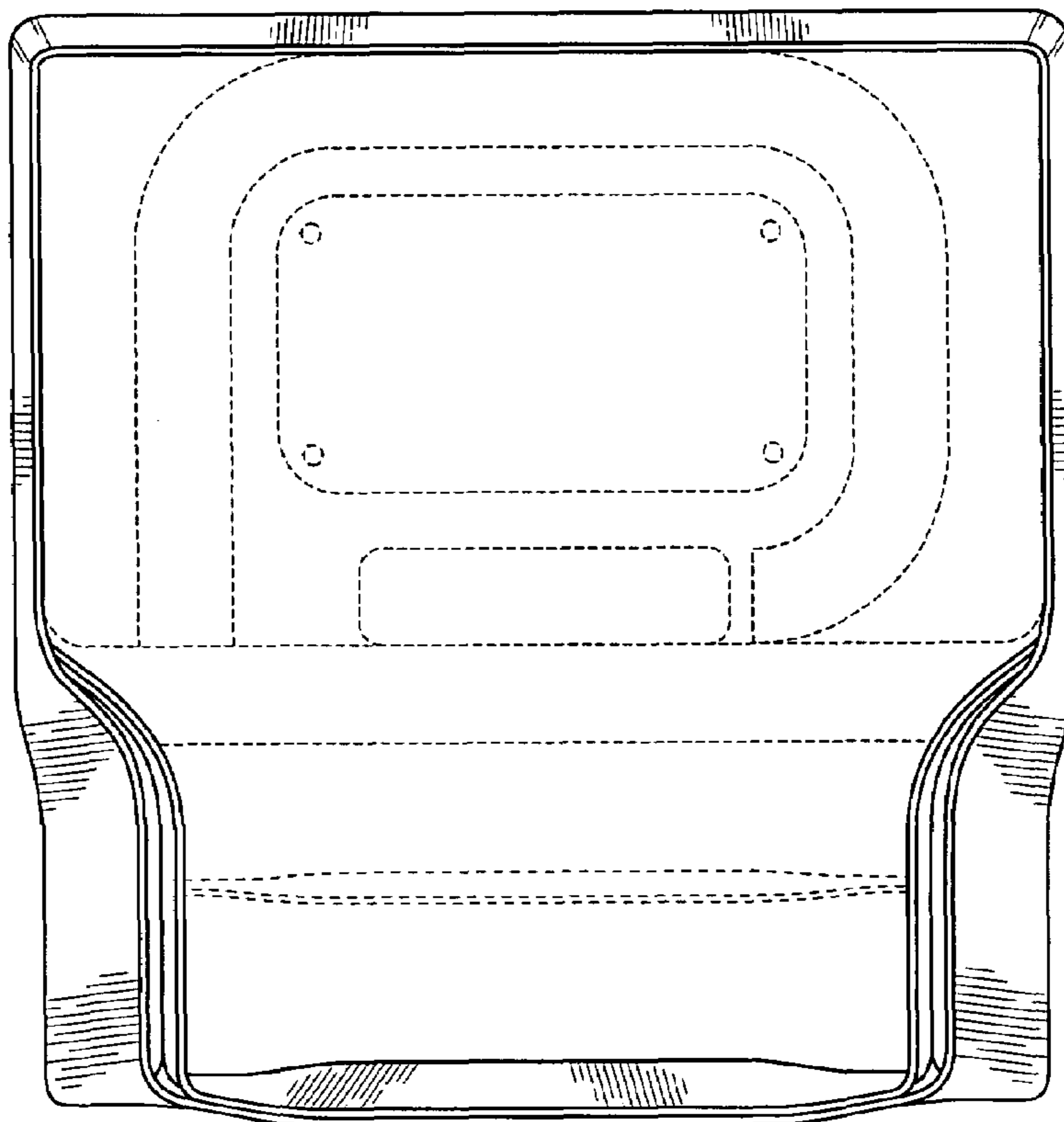




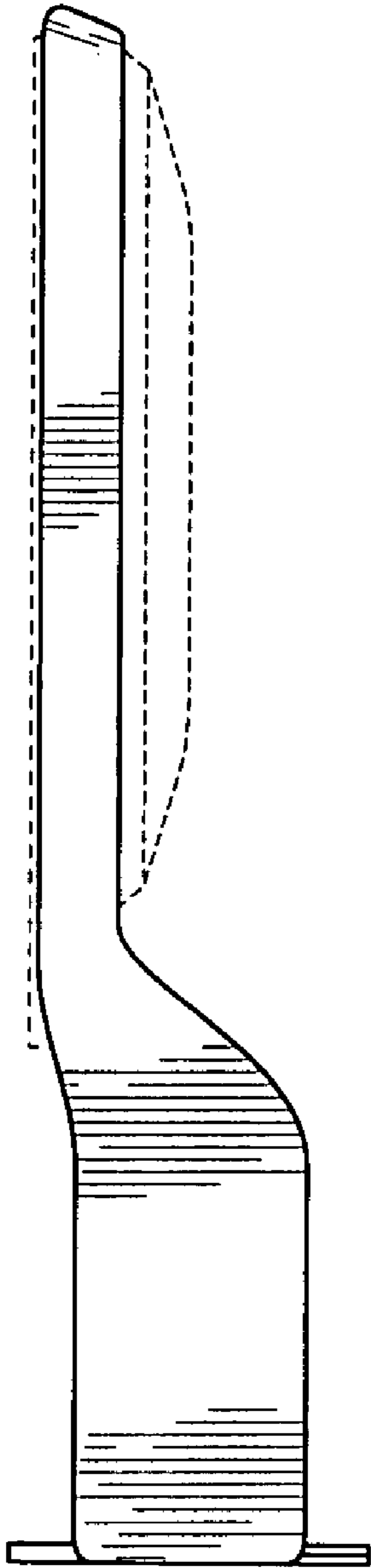
**FIG. 2**



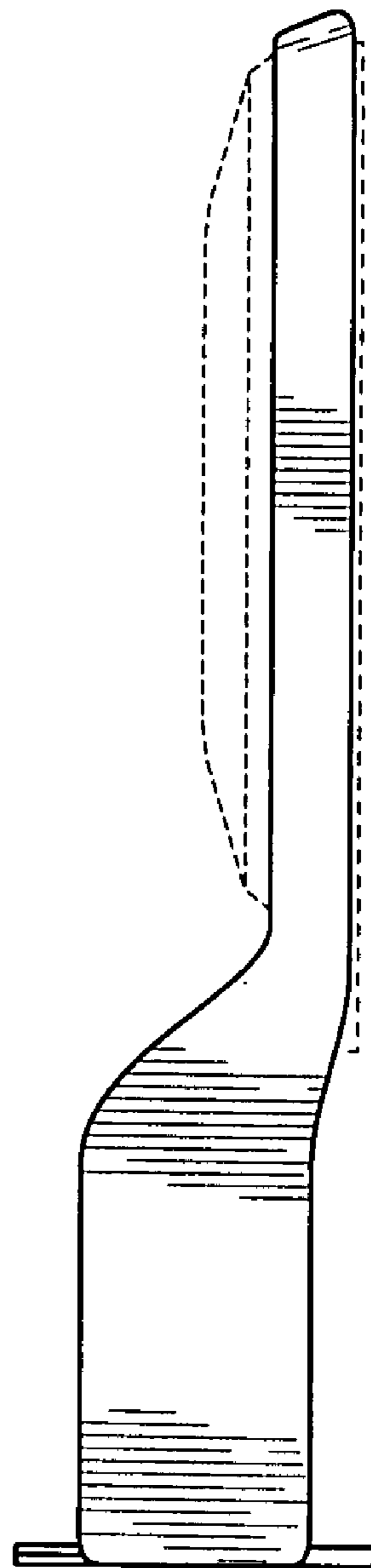
**FIG. 3**



**FIG. 4**



**FIG. 5**



**FIG. 6**