



US00D554909S

(12) **United States Design Patent**  
**Theemann**

(10) **Patent No.:** **US D554,909 S**

(45) **Date of Patent:** **\*\* Nov. 13, 2007**

(54) **FOLDING TABLE WITH TWO SUPPORT LEGS**

(75) Inventor: **Hans J. Theemann**, Helmstadt (DE)

(73) Assignee: **MWH Metallwerk Helmstadt GmbH**, Helmstadt (DE)

(\*\*) Term: **14 Years**

(21) Appl. No.: **29/240,366**

(22) Filed: **Oct. 13, 2005**

(30) **Foreign Application Priority Data**

Apr. 15, 2005 (EM) ..... 000335906

(51) **LOC (8) Cl.** ..... **06-03**

(52) **U.S. Cl.** ..... **D6/480; D6/429**

(58) **Field of Classification Search** ..... D6/480-489,  
D6/495-499, 511, 429-431; 108/150, 153.1,  
108/155, 156, 161, 131, 115, 124, 13, 134;  
248/188, 188.1, 188.8

See application file for complete search history.

(56) **References Cited**

**U.S. PATENT DOCUMENTS**

- 2,703,742 A \* 3/1955 Becker ..... 108/156
- 3,818,844 A \* 6/1974 Burr ..... 108/132
- D242,008 S \* 10/1976 Salsgiver ..... D6/474
- 4,444,124 A \* 4/1984 Burr ..... 108/131
- D322,729 S \* 12/1991 Diffrient ..... D6/487

- D359,639 S \* 6/1995 Noll ..... D6/480
- 5,528,997 A \* 6/1996 Miller ..... 108/131
- D405,631 S \* 2/1999 Burdick et al. .... D6/487
- D440,434 S \* 4/2001 Vanderbyl ..... D6/480
- D476,169 S \* 6/2003 Buono ..... D6/429
- D489,922 S \* 5/2004 Choi et al. .... D6/499

\* cited by examiner

*Primary Examiner*—Janice E. Seeger

(74) *Attorney, Agent, or Firm*—Lawrence E. Laubscher, Sr.; Lawrence E. Laubscher, Jr.

(57) **CLAIM**

The ornamental design for a folding table with two support legs, as shown and described.

**DESCRIPTION**

FIG. 1 is a top end perspective view of the folding table with two support legs of the present invention when in its extended condition of use;

FIG. 2 is a bottom perspective view of the folding table of FIG. 1;

FIG. 3 is a side perspective view of the folding table;

FIG. 4 is a side perspective view of the folding table when in the folded collapsed condition;

FIG. 5 is an upper corner perspective view of the folding table; and,

FIG. 6 is an upper side perspective view of the folding table.

**1 Claim, 6 Drawing Sheets**





FIG. 1




FIG. 2




FIG. 3




FIG.4




FIG. 5




FIG. 6