



US00D554908S

(12) **United States Design Patent**
Edison et al.

(10) **Patent No.:** **US D554,908 S**

(45) **Date of Patent:** **** Nov. 13, 2007**

(54) **STORE WALL FIXTURE**

(75) Inventors: **Peter A. Edison**, St. Louis, MO (US);
Joseph R. Vander Pluym, St. Louis,
MO (US); **Kiku Obata**, St. Louis, MO
(US); **Russell Buchanan, Jr.**, St. Louis,
MO (US)

(73) Assignee: **Bakers Footwear Group, Inc.**, St.
Louis, MO (US)

(**) Term: **14 Years**

(21) Appl. No.: **29/254,077**

(22) Filed: **Feb. 16, 2006**

(51) **LOC (8) Cl.** **06-04**

(52) **U.S. Cl.** **D6/478; D6/479**

(58) **Field of Classification Search** D6/432-448,
D6/477-479, 559-561, 329; 312/204, 108,
312/245, 242; 211/134-135, 85.3, 87.1,
211/128.1; 108/59-60, 65, 91-93

See application file for complete search history.

(56) **References Cited**

U.S. PATENT DOCUMENTS

D232,289	S	*	8/1974	Moretine	D6/478
3,997,220	A		12/1976	Mayer		
4,171,052	A		10/1979	Winn		
D256,197	S	*	8/1980	Kates	D6/478
4,607,753	A		8/1986	Radek		
D286,115	S	*	10/1986	Evans	D6/478
4,676,383	A		6/1987	Sheffer		

4,752,010	A		6/1988	Holztrager		
D303,879	S	*	10/1989	Williams	D6/397
4,981,226	A		1/1991	Shallenberg et al.		
5,016,764	A		5/1991	Bauer		
D328,825	S	*	8/1992	Allen	D6/478
5,392,902	A		2/1995	Vlastakis		
5,477,969	A		12/1995	Beeskau et al.		
D388,264	S	*	12/1997	Brunner et al.	D6/439
5,868,371	A	*	2/1999	Nuzzo	248/346.01
5,918,750	A		7/1999	Jackson		
5,924,663	A		7/1999	Gatto		
D440,078	S	*	4/2001	Carrabba	D6/478

* cited by examiner

Primary Examiner—Cathron C. Brooks

Assistant Examiner—Kelley A. Donnelly

(74) *Attorney, Agent, or Firm*—Blackwell Sanders

(57) **CLAIM**

The ornamental design for a store wall fixture, as shown and described.

DESCRIPTION

FIG. 1 is a front elevational view of a store wall fixture showing our new design.

FIG. 2 is a rear elevational view thereof.

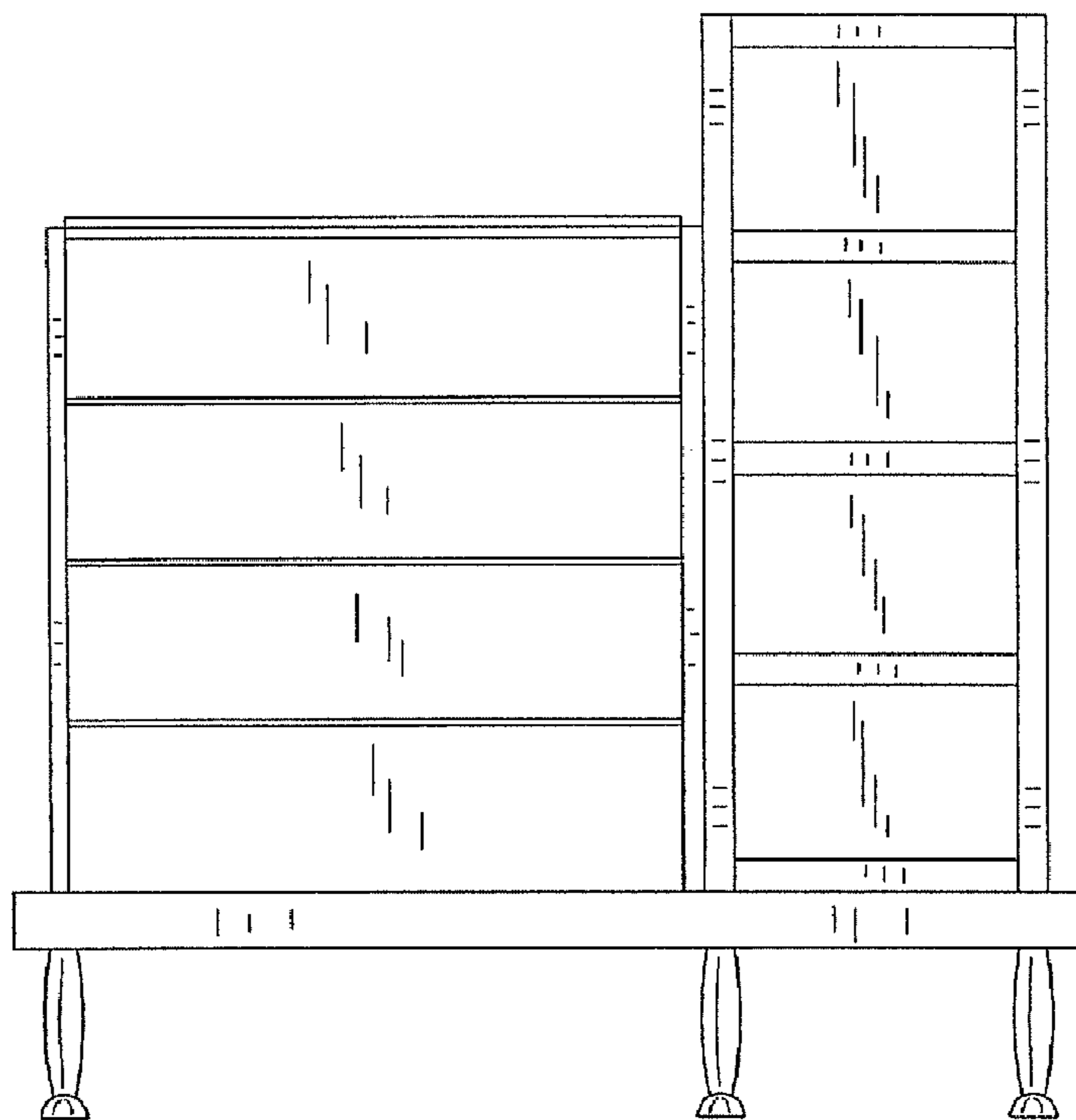
FIG. 3 is a top plan view thereof.

FIG. 4 is a bottom plan view thereof.

FIG. 5 is a left side elevational view thereof; and,

FIG. 6 is a right side elevational view thereof.

1 Claim, 2 Drawing Sheets



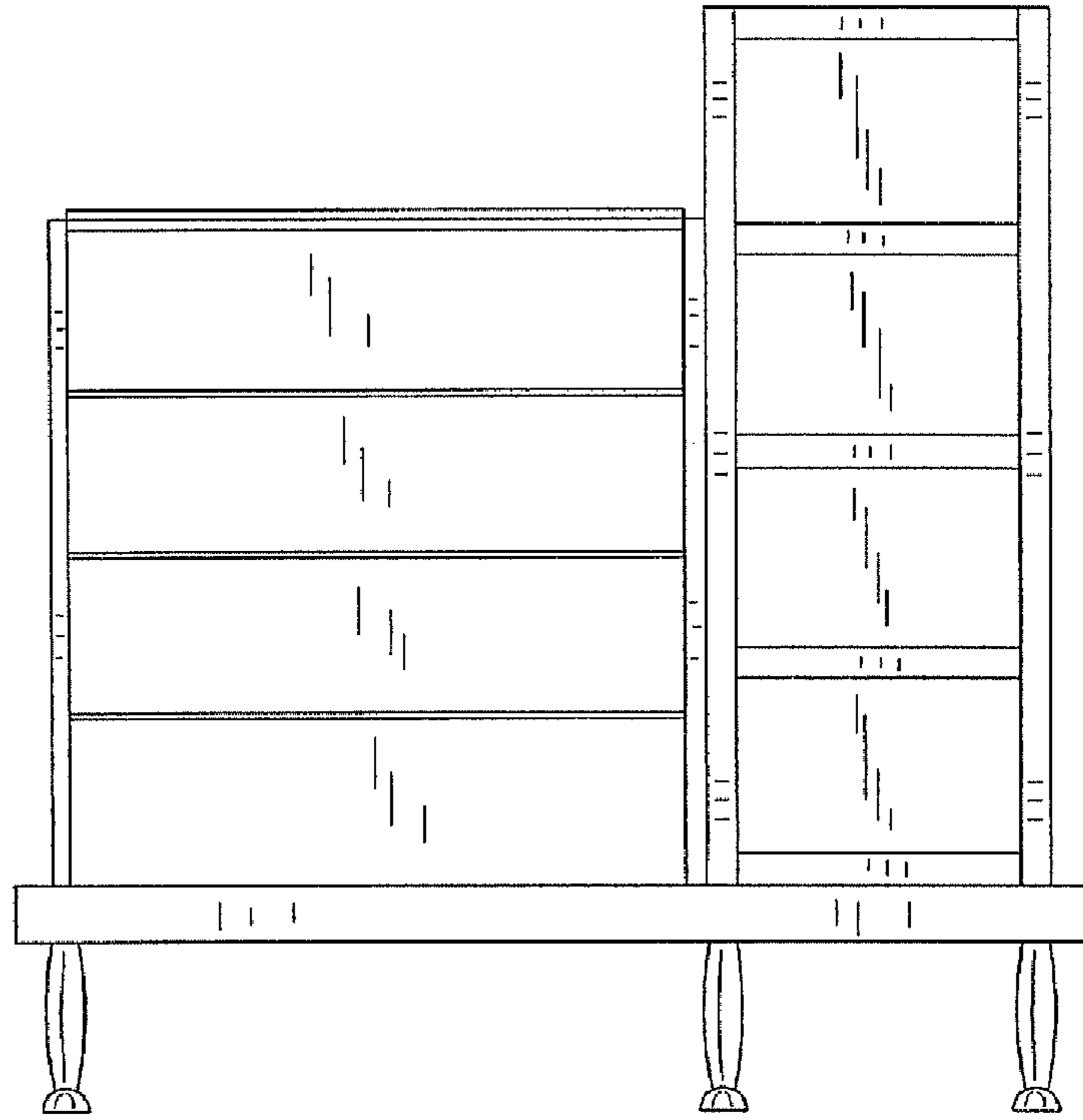


FIG. 1

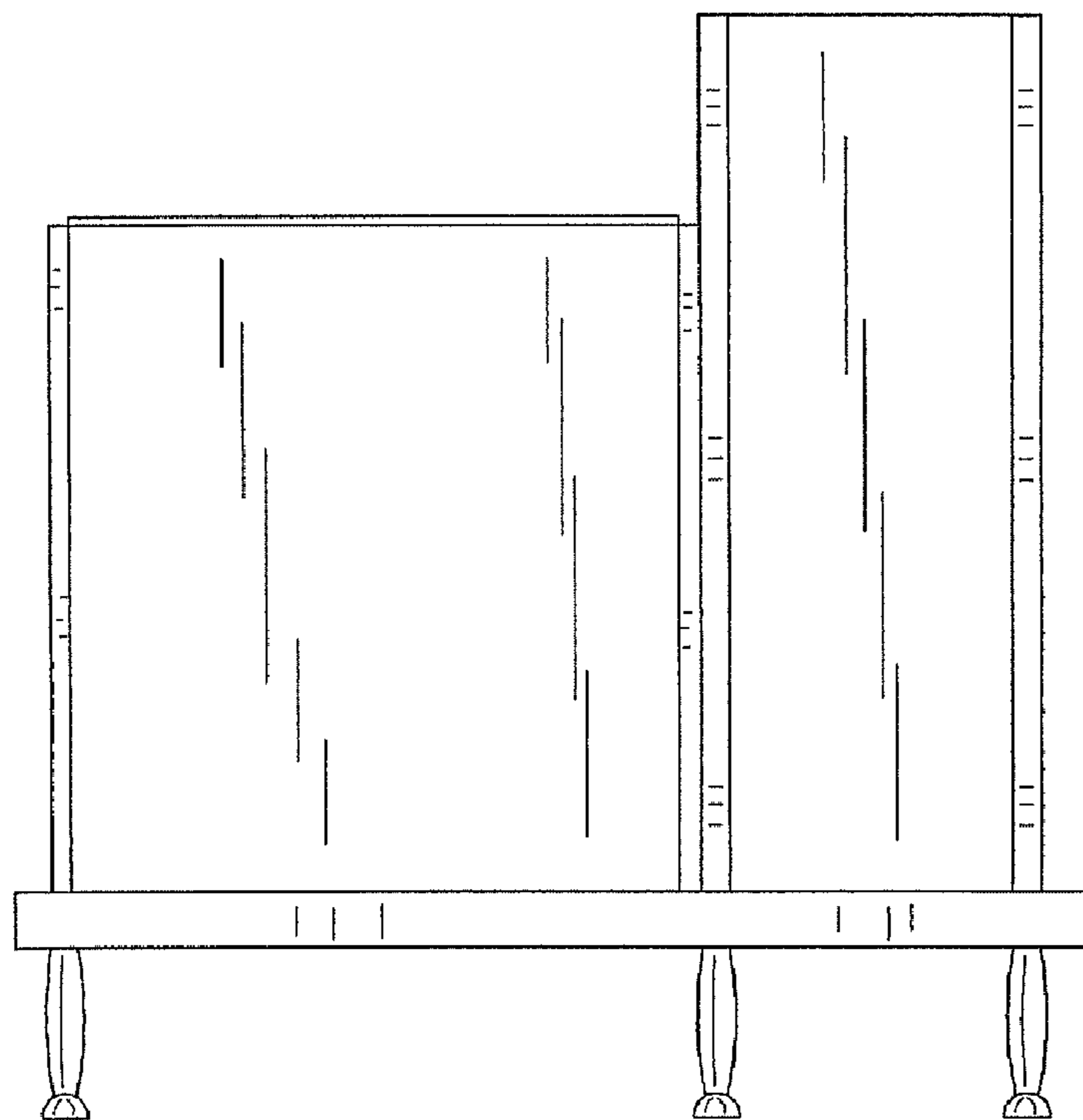


FIG. 2

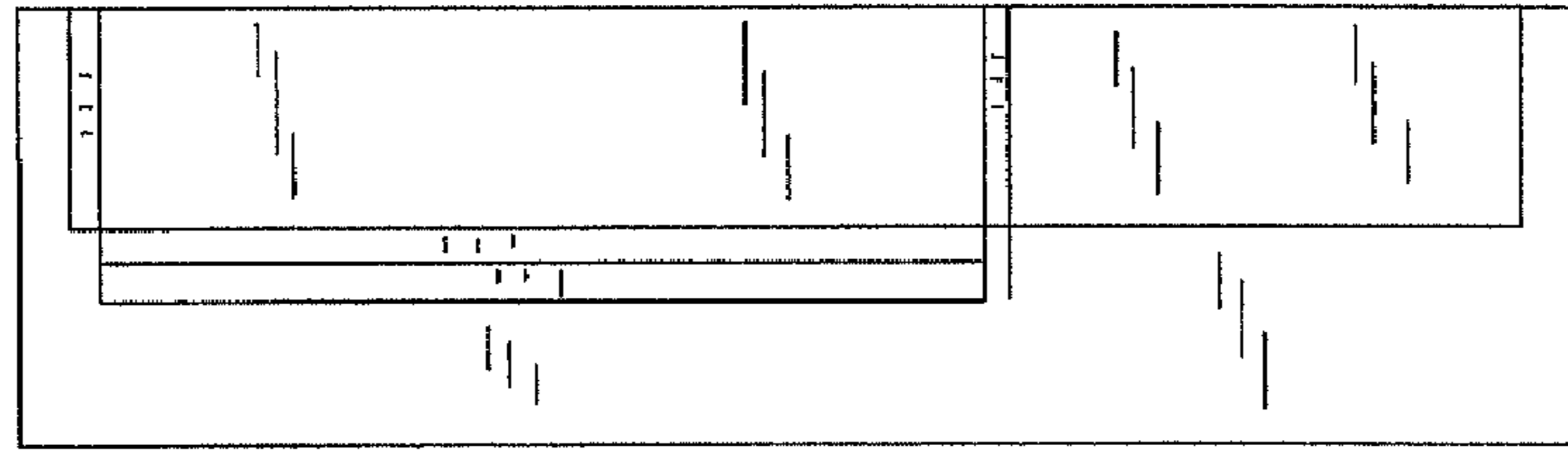


FIG. 3




FIG. 4

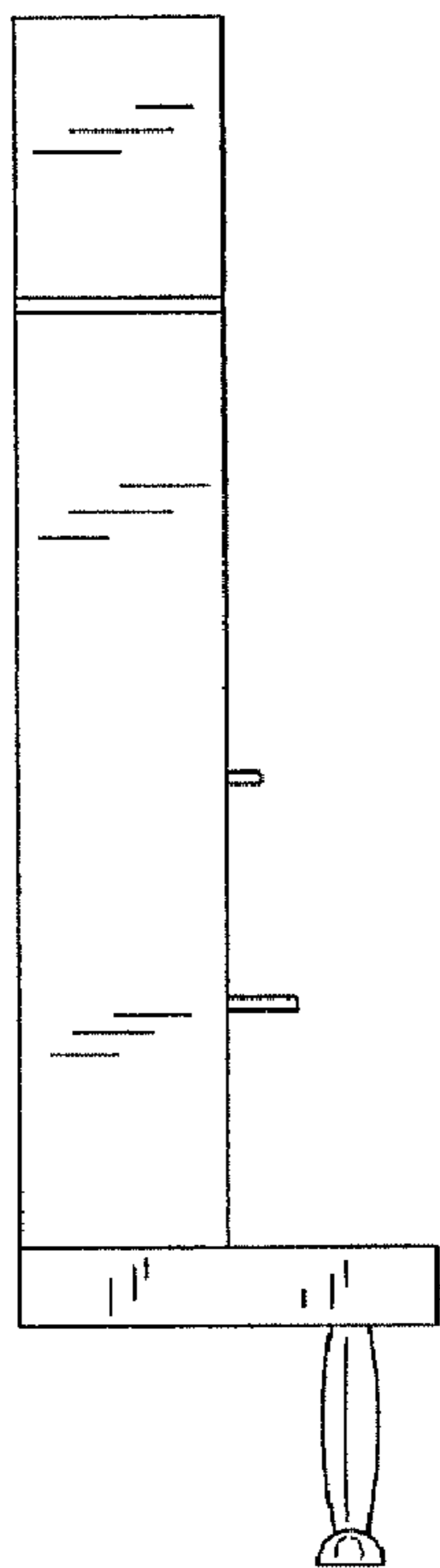


FIG. 5

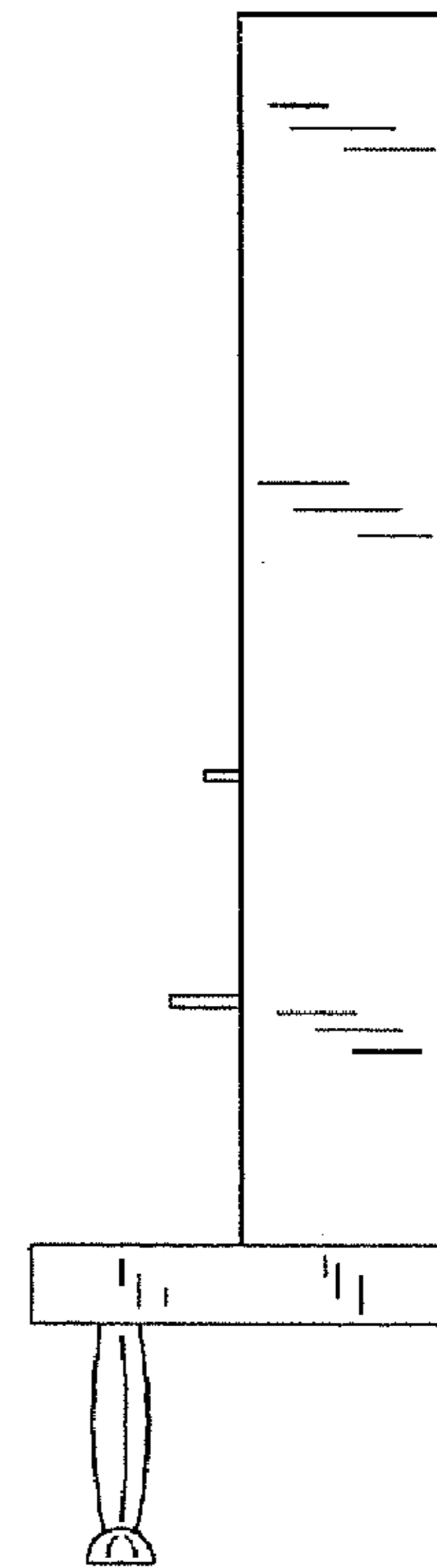


FIG. 6