

US00D554897S

(12) **United States Design Patent**
Mayer et al.

(10) **Patent No.:** **US D554,897 S**

(45) **Date of Patent:** **** Nov. 13, 2007**

(54) **LAVATORY**

(75) Inventors: **Robert Mayer**, Deerfield Beach, FL (US); **Linda Makhanlall**, Deerfield Beach, FL (US); **Juan Plasencia**, Deerfield Beach, FL (US)

(73) Assignee: **Deco Lav, Inc.**, Deerfield Beach, FL (US)

(**) Term: **14 Years**

(21) Appl. No.: **29/261,237**

(22) Filed: **Jun. 9, 2006**

(51) **LOC (8) Cl.** **06-04**

(52) **U.S. Cl.** **D6/446; D23/286**

(58) **Field of Classification Search** D6/436,
D6/441, 432-448; 312/204, 224; D23/273,
D23/284-290, 293.1, 303, 308; 4/619-620,
4/624-625, 630-631

See application file for complete search history.

(56) **References Cited**

U.S. PATENT DOCUMENTS

D500,929 S *	1/2005	Walker	D6/446
D534,370 S *	1/2007	Charnik	D6/446
D534,998 S *	1/2007	Charnik	D23/286
D536,770 S *	2/2007	Mayer	D23/286
D538,406 S *	3/2007	Mayer	D23/286

OTHER PUBLICATIONS

Decolav, Photograph of Decolav Model No. #5700, commercially available as of Feb. 2004.

* cited by examiner

Primary Examiner—Cathron C. Brooks

Assistant Examiner—Kelley A. Donnelly

(74) *Attorney, Agent, or Firm*—Fross Zelnick Lehrman & Zissu, P.C.; Charles T. J. Weigell, Esq.

(57) **CLAIM**

The ornamental design for a lavatory, as shown and described.

DESCRIPTION

FIG. 1 is a front perspective view of a lavatory showing my new design;

FIG. 2 is a front view of the lavatory shown in FIG. 1;


FIG. 3 is a right side view of the lavatory shown in FIG. 1 (with the left side view being a mirror image thereof); and,

FIG. 4 is a top view of the lavatory shown in FIG. 1.

The broken lines showing handles, hinges and faucet holes illustrate portions of the lavatory that form no part of the claimed design.

The rear of the design is plain and unornamented.

1 Claim, 4 Drawing Sheets






FIG. 1




FIG. 2

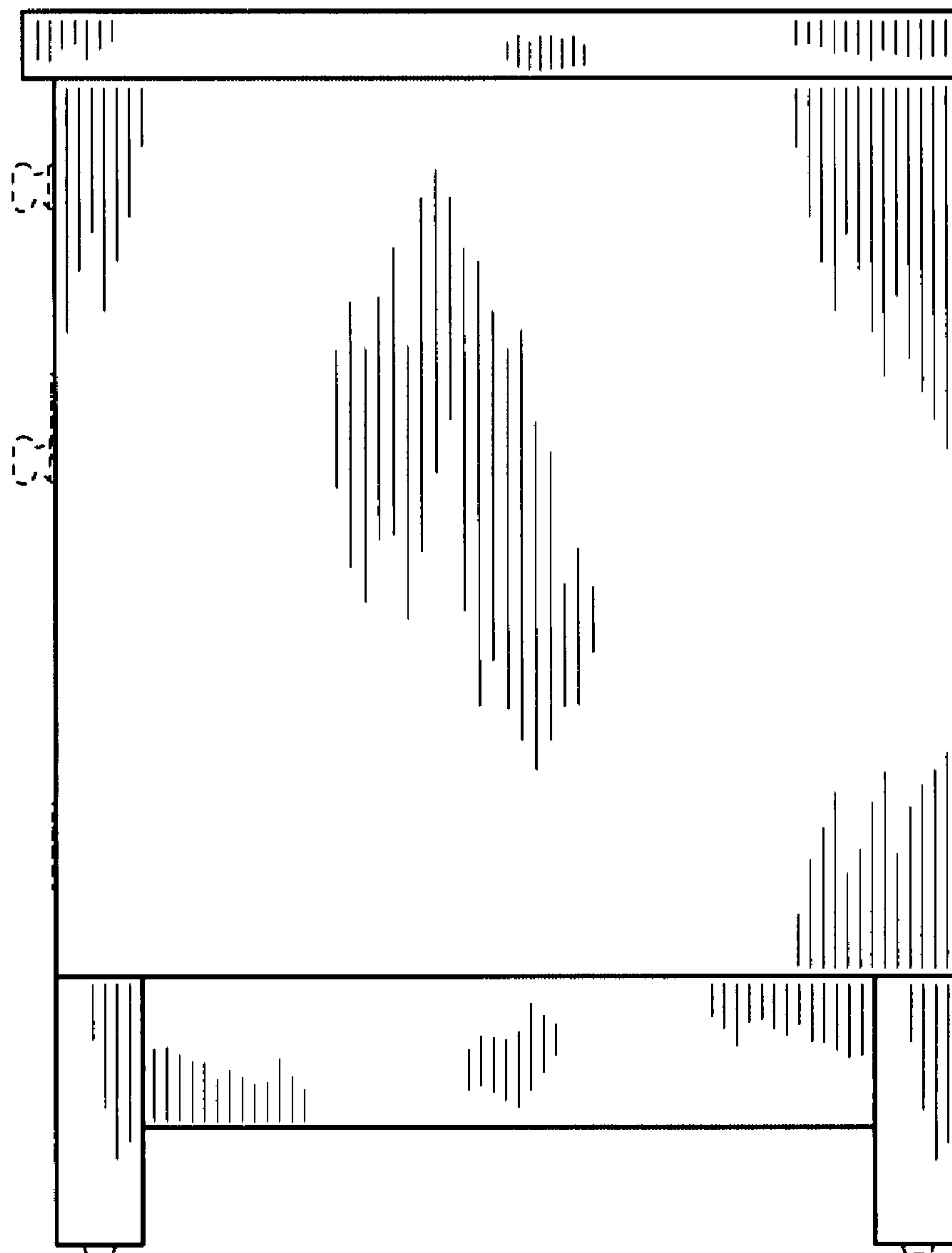


FIG. 3

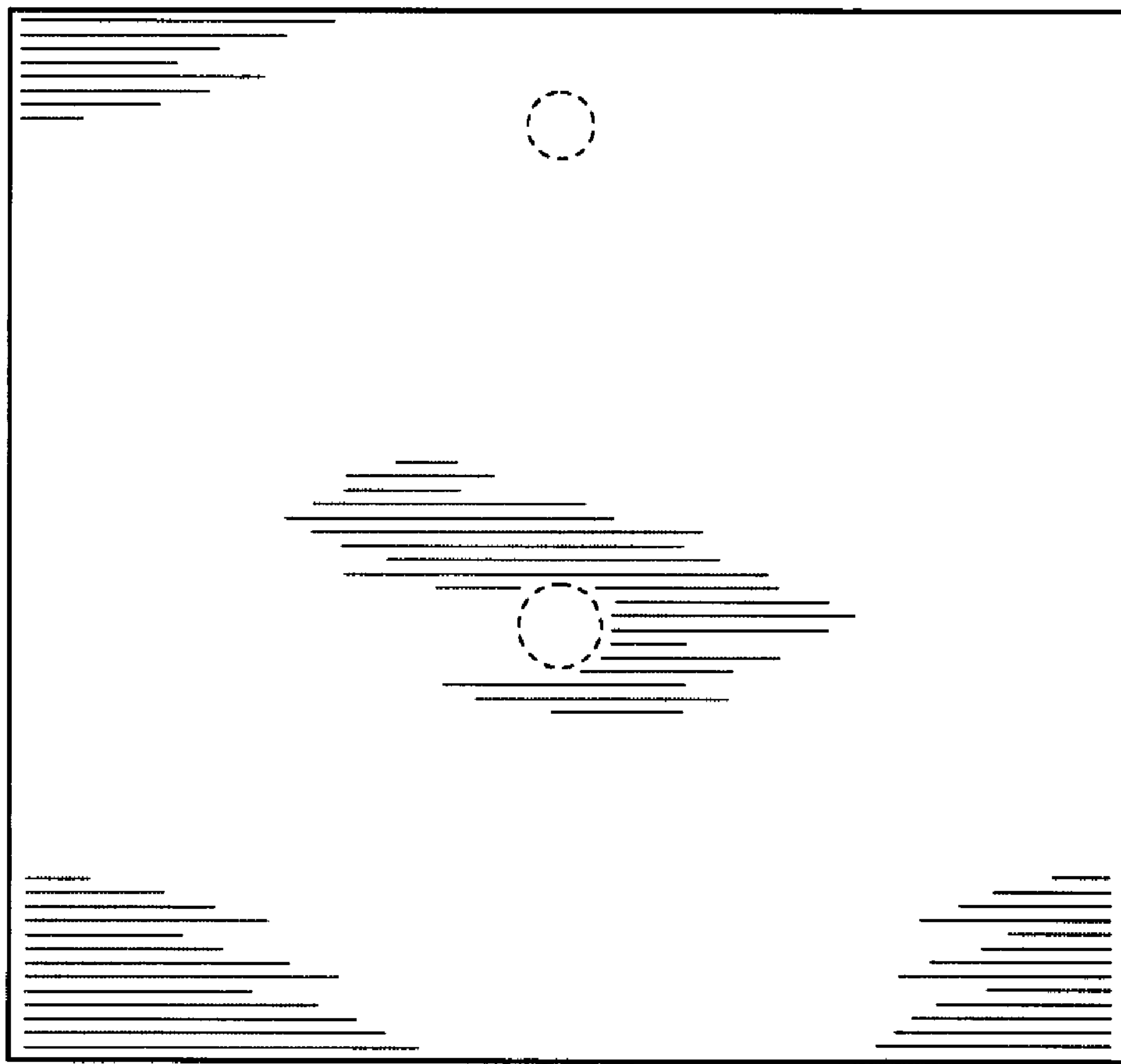


FIG. 4