



US00D554894S

(12) **United States Design Patent**
Thompson

(10) **Patent No.:** **US D554,894 S**

(45) **Date of Patent:** **** Nov. 13, 2007**

(54) **FURNITURE**

(75) Inventor: **David W. Thompson**, New Albany, OH (US)

(73) Assignee: **American Signature, Inc.**, Columbus, OH (US)

(**) Term: **14 Years**

(21) Appl. No.: **29/256,003**

(22) Filed: **Mar. 15, 2006**

(51) **LOC (8) Cl.** **06-04**

(52) **U.S. Cl.** **D6/440; D6/446**

(58) **Field of Classification Search** D6/432-448,
D6/480; 312/114, 138.1, 204, 257.1, 278,
312/279

See application file for complete search history.

(56) **References Cited**

U.S. PATENT DOCUMENTS

D51,299 S *	9/1917	Dalley	D6/446
D75,731 S *	7/1928	Holt	D6/446
1,716,207 A *	6/1929	Canto et al.	312/204
D180,796 S *	8/1957	Lubberts	D6/445
D244,074 S *	4/1977	Zola	D6/445
D337,457 S *	7/1993	Black	D6/445
D403,529 S *	1/1999	De Blaay	D6/436
D427,806 S *	7/2000	Lacroix et al.	D6/445
D440,791 S *	4/2001	Cain	D6/446
D478,432 S *	8/2003	Juneau	D6/436
D480,897 S *	10/2003	Wanek et al.	D6/446
D532,999 S *	12/2006	Domack et al.	D6/480

D534,738 S * 1/2007 Domack et al. D6/446

* cited by examiner

Primary Examiner—Mimosa De

(74) *Attorney, Agent, or Firm*—Wood, Herron & Evans, L.L.P.

(57) **CLAIM**

The ornamental design for furniture, as shown and described.

DESCRIPTION

FIG. 1 is a front elevational view of furniture with the two-piece hinged top thereof closed, showing my new design.

FIG. 2 is a top plan view thereof.

FIG. 3 is a right-side elevational view thereof, with the left-side elevational view thereof being a mirror image.

FIG. 4 is a rear elevational view thereof.

FIG. 5 is a bottom plan view thereof.

FIG. 6 is a front elevational view thereof, with the two-piece hinged top open.

FIG. 7 is a top plan view thereof.

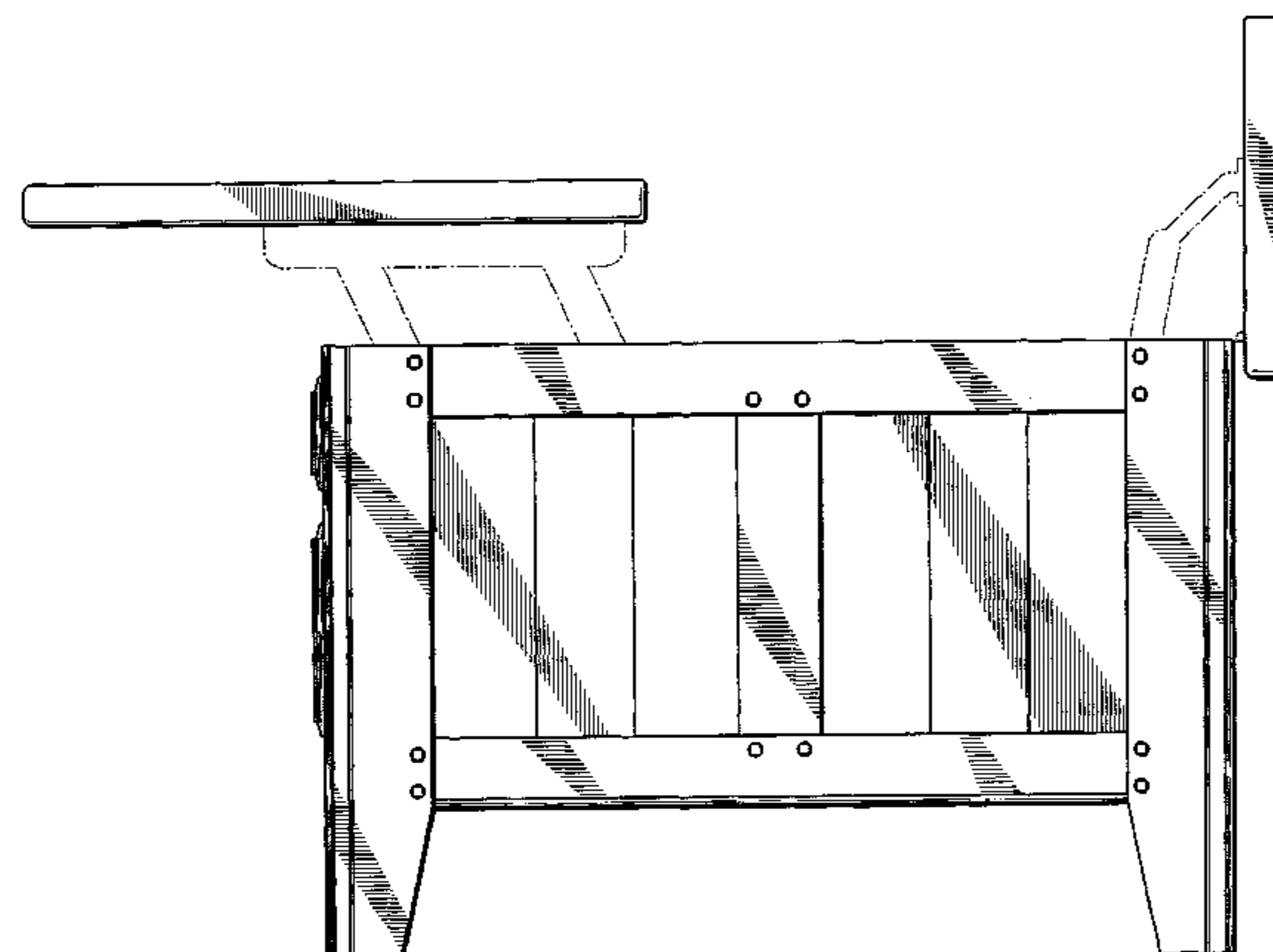
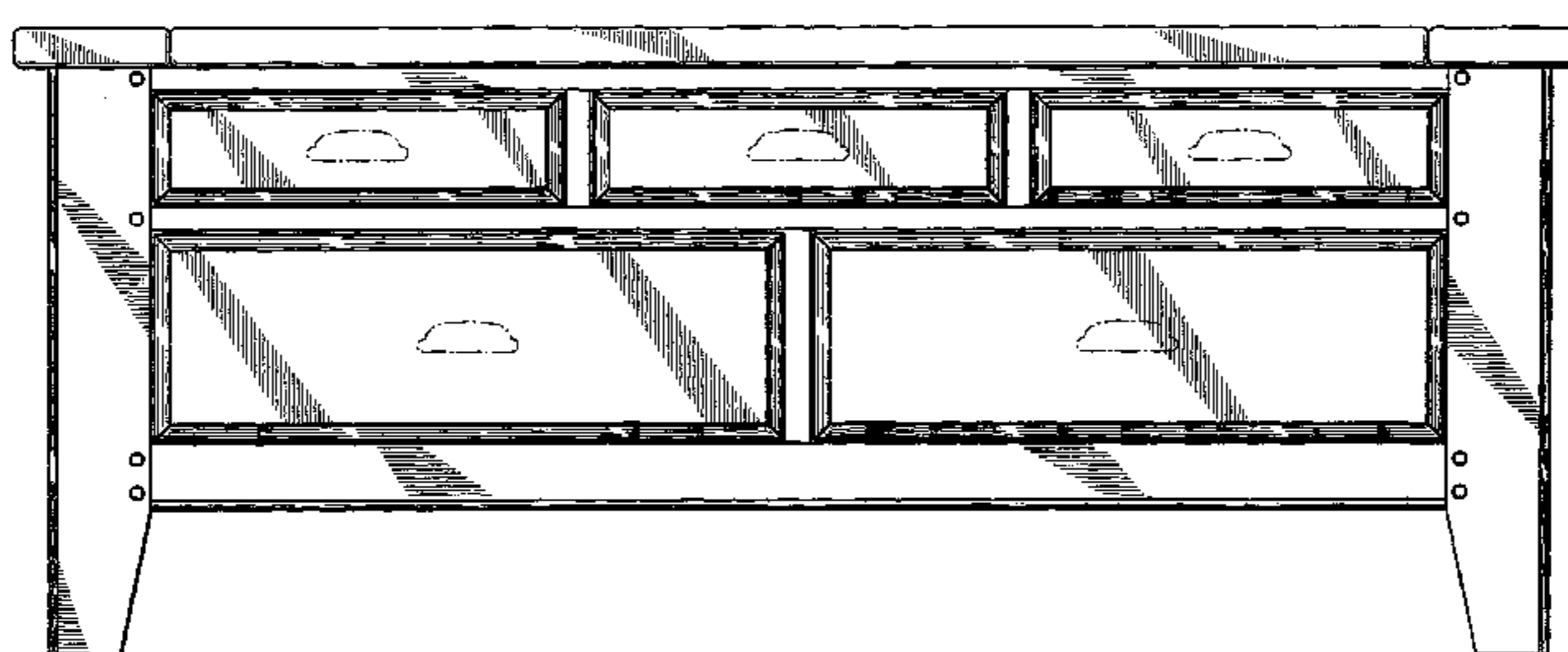
FIG. 8 is a right-side elevational view thereof, with the left-side elevational view thereof being a mirror image.

FIG. 9 is a rear elevational view thereof; and,

FIG. 10 is a bottom plan view thereof.

The broken lines in FIGS. 1, 6, 7, 8 and 10 depict environment, and form no part of the claimed design.

1 Claim, 10 Drawing Sheets






FIG. 1




FIG. 2

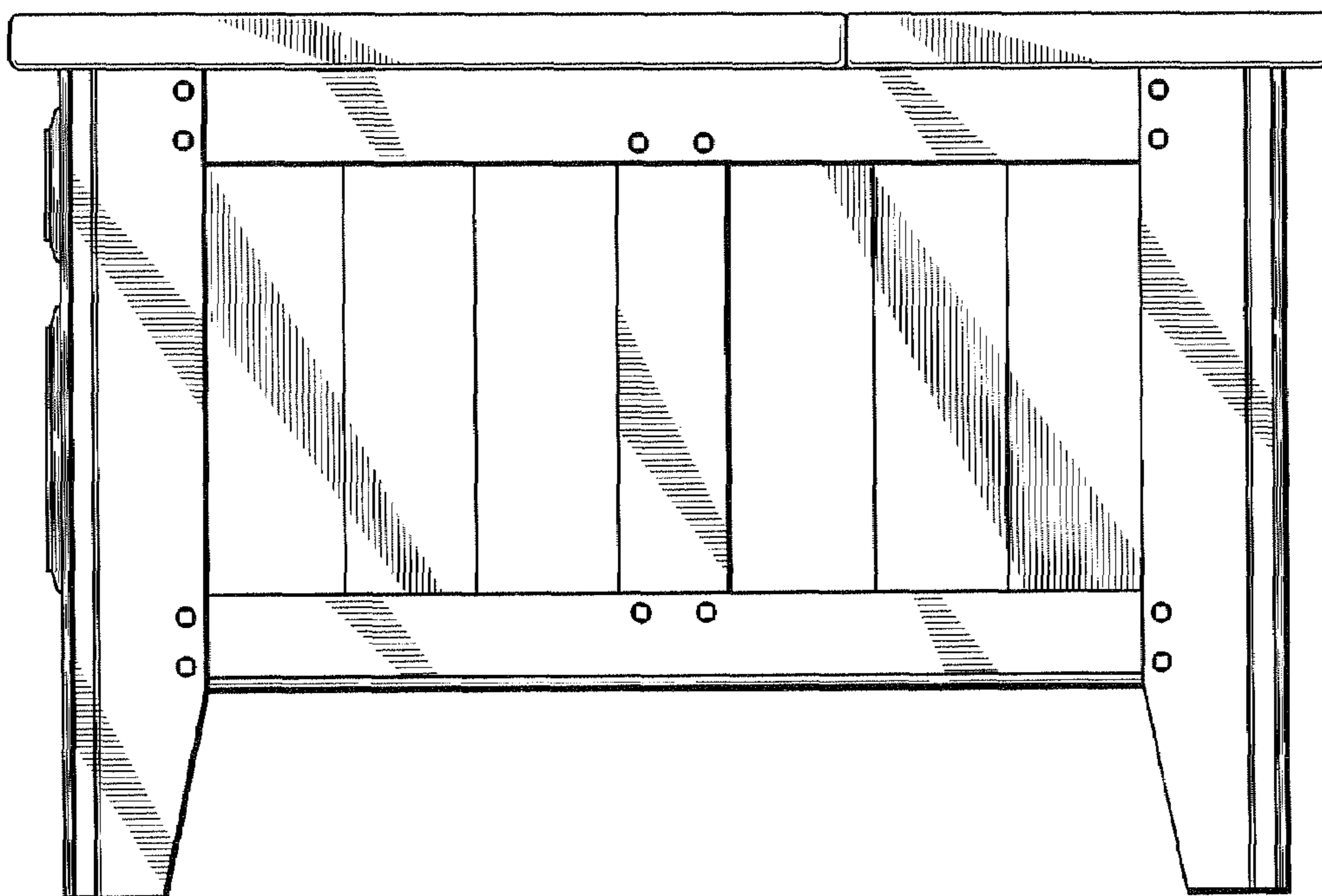


FIG. 3

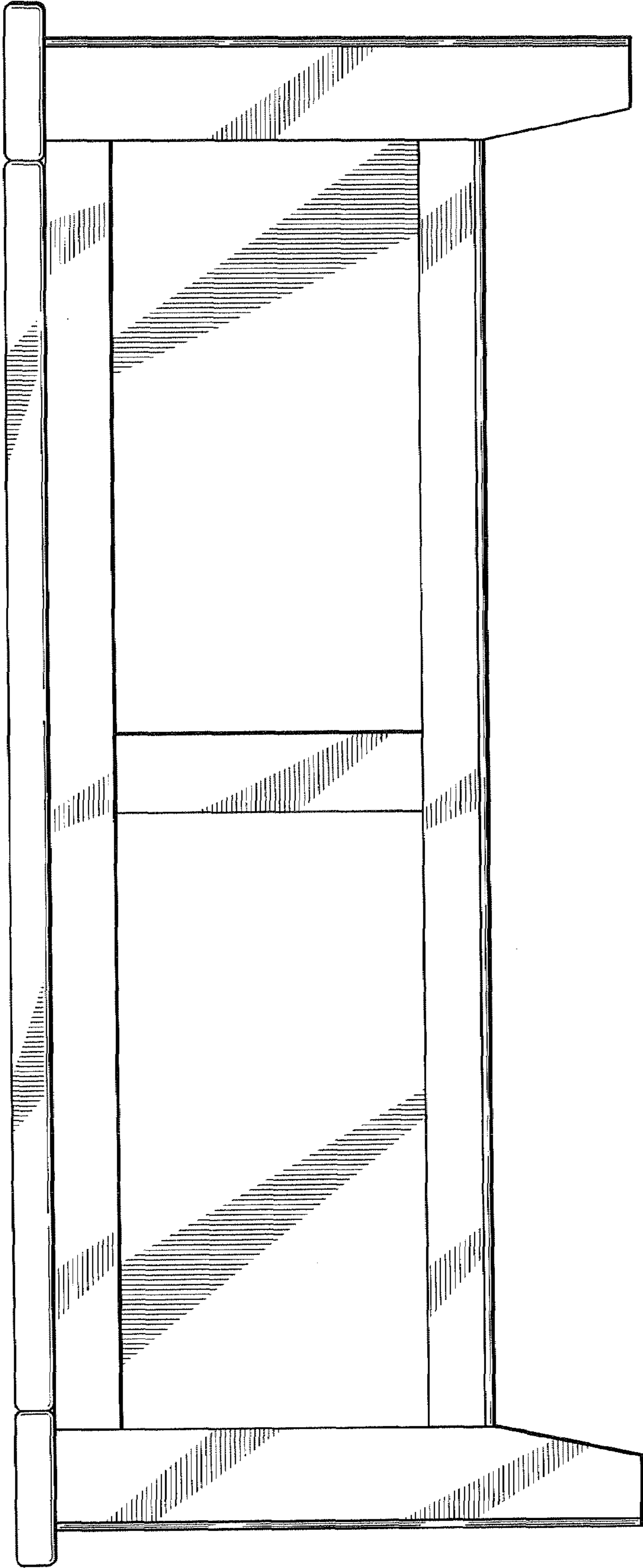


FIG. 4




FIG. 5



FIG. 6




FIG. 7

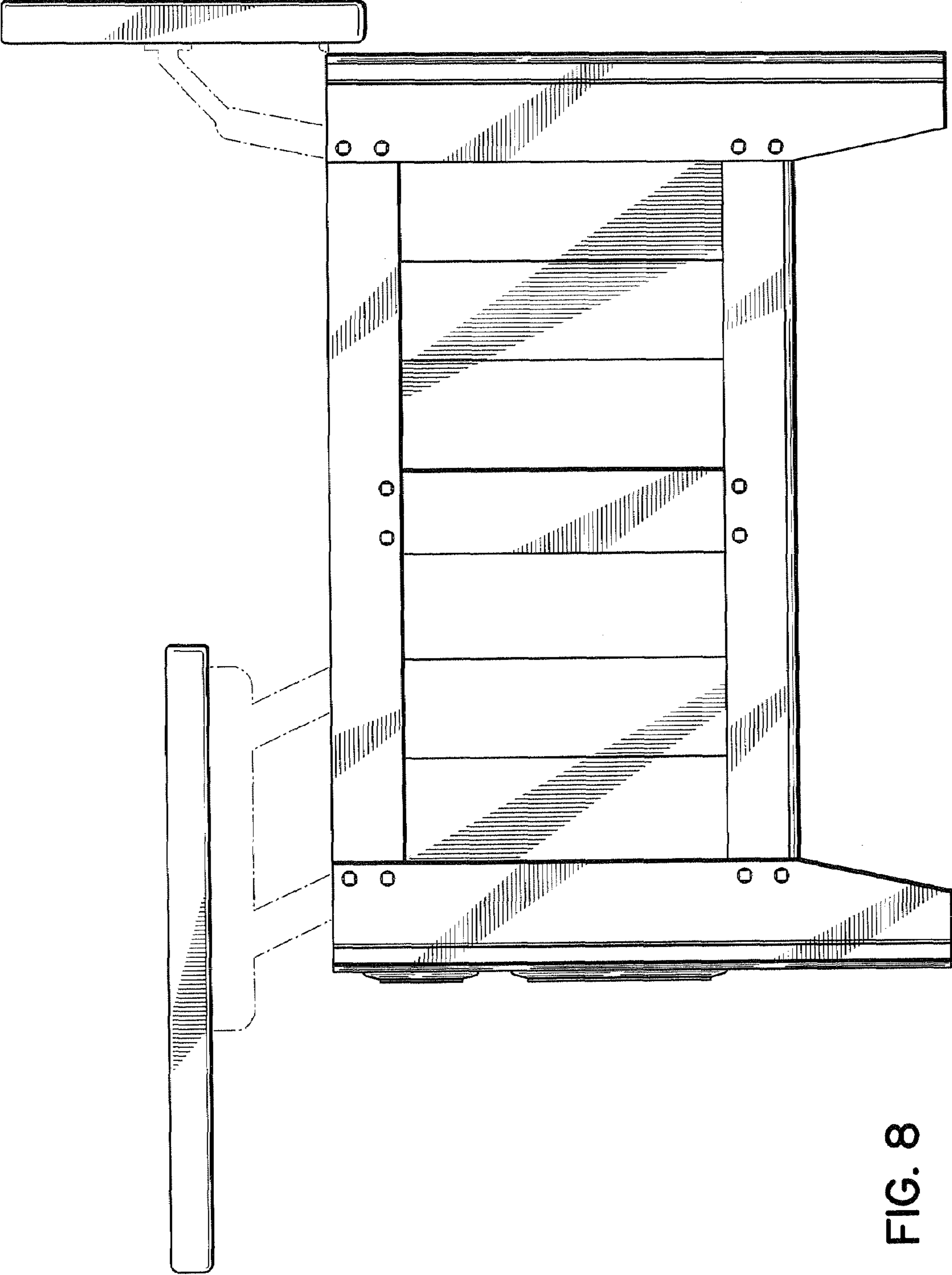


FIG. 8




FIG. 9




FIG. 10