

US00D554887S

(12) **United States Design Patent**
Jaricot

(10) **Patent No.:** **US D554,887 S**

(45) **Date of Patent:** **** Nov. 13, 2007**

(54) **CD ORGANIZER**

(76) **Inventor:** **Marc Louis Robert Jaricot**, Ramon Turro 91 5th Floor, 08005-Barcelona (ES)

(**) **Term:** **14 Years**

(21) **Appl. No.:** **29/234,001**

(22) **Filed:** **Jul. 12, 2005**

(30) **Foreign Application Priority Data**

Jan. 13, 2005 (EM) 000279013-0003

(51) **LOC (8) Cl.** **06-04**

(52) **U.S. Cl.** **D6/407**

(58) **Field of Classification Search** D6/407, D6/450, 626-635, 512, 533, 555; D9/433, D9/422, 418, 428, 522, 523, 544, 663; D3/303, D3/294, 218, 328; D14/479, 478, 474, 483; 206/751, 755, 457, 312, 311, 310, 309, 308.2, 206/308.1, 307, 303, 232, 579, 493, 472; 720/719, 655, 728, 734; 211/40; 53/445, 53/462; D20/10, 43, 42; D32/35
See application file for complete search history.

(56) **References Cited**

U.S. PATENT DOCUMENTS

6,164,445 A * 12/2000 Cooper 206/308.1

D456,166 S * 4/2002 Seltzer D6/407

D482,225 S * 11/2003 Farrar et al. D6/626

D493,264 S * 7/2004 Oas D32/35

* cited by examiner

Primary Examiner—Ian Simmons

Assistant Examiner—Charles D Hanson

(74) *Attorney, Agent, or Firm*—Sturm & Fix LLP

(57) **CLAIM**

The ornamental design for a CD organizer, as shown and described.

DESCRIPTION

FIG. 1 is a bottom plan view of a CD organizer, showing my new design;

FIG. 2 is a front elevation view thereof;

FIG. 3 is a side elevation view thereof, the opposite side being identical thereto; and,

FIG. 4 is a top plan view thereof.

1 Claim, 1 Drawing Sheet

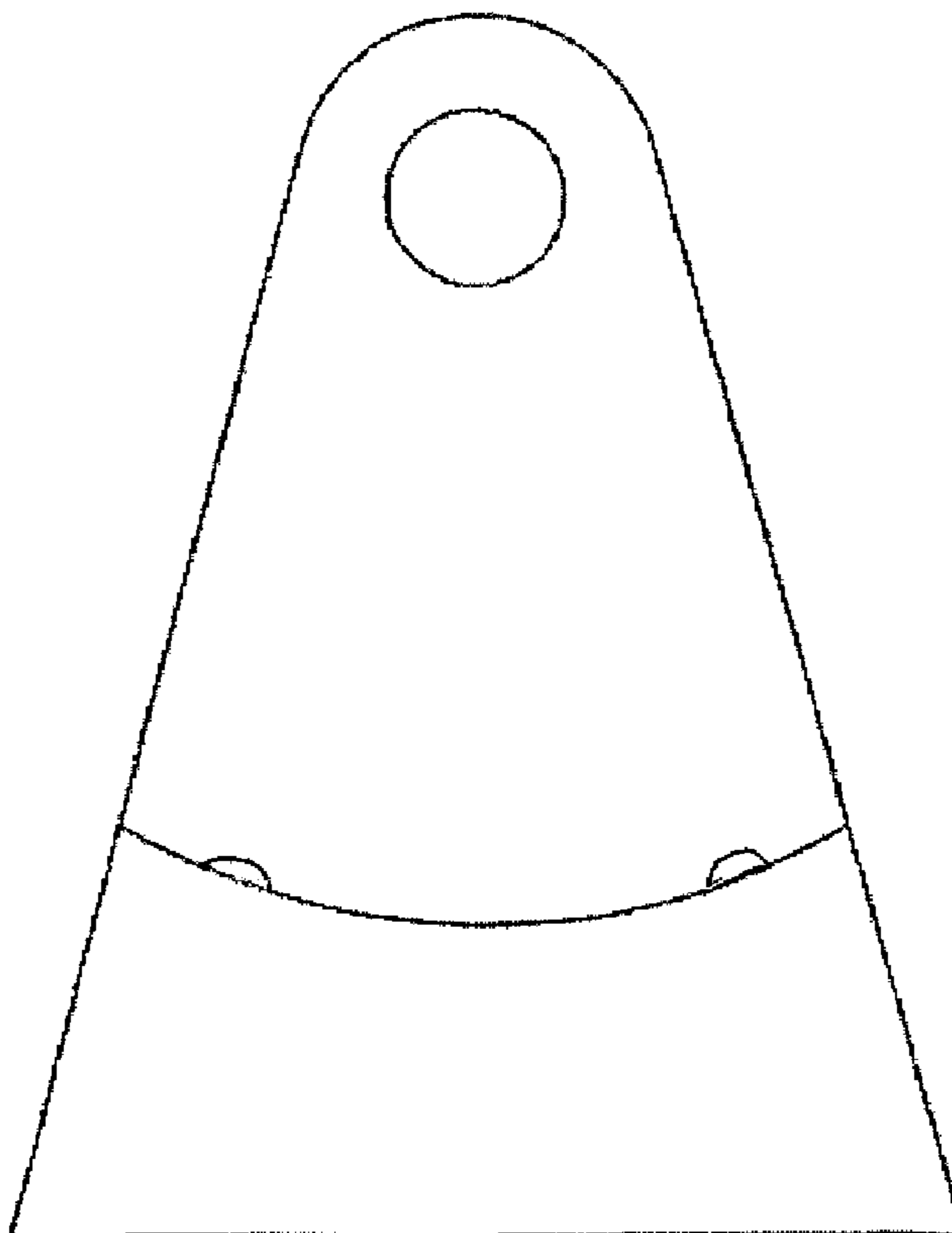




Fig. 1

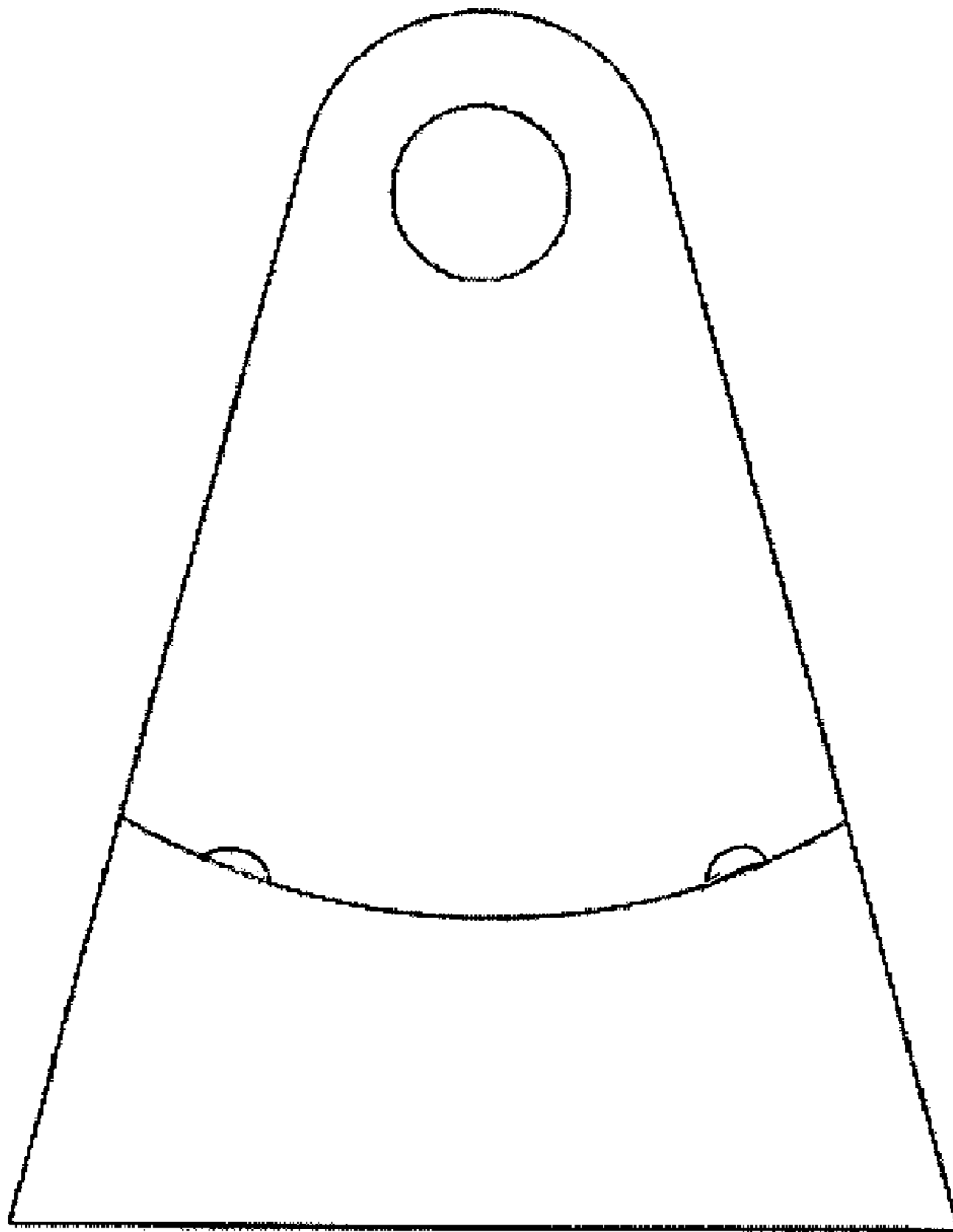


Fig. 2




Fig. 3

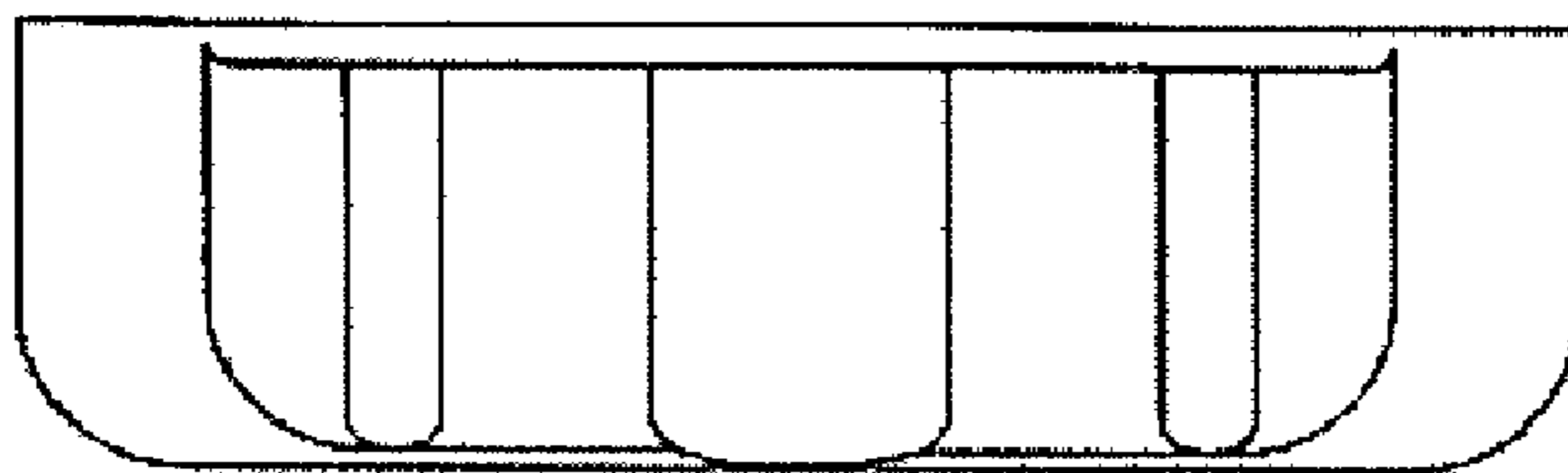


Fig. 4